

Reporting Student Behavioral Interventions Data to the New York State Education Department in 2024-25



Regulatory Requirements

*Effective August 2, 2023, the Board of Regents adopted the amendment of Section 19.5, of its Rules of the Board of Regents, and changes to Commissioner's Regulations Sections 100.2, 200.1, 200.7, 200.15, and 200.22 regarding the prohibition of corporal punishment, aversive interventions, prone restraint, and seclusion; permitted use of timeout and restraint; **data collection**; as well as changes to Part 200 of the Commissioner's Regulations relating to Students with Disabilities to secure alignment with Section 19.5.*

Reporting Entities

Beginning with the 2024-2025 school year

- *Public school districts*
- *Board of Cooperative Educational Services (BOCES)*
- *Charter schools*
- *State-operated and State-supported schools (Articles 85, 87, and 88 of the Education Law)*
- *Approved in-state and out-of-state private residential or non-residential schools for the education of students with disabilities (Article 89 or Article 81 of the Education Law)*
- *State administered Prekindergarten (PreK) programs directly operated by a school district, BOCES, or an eligible agency, as defined in Section 151-1.2(b) of this Title, or operated by a school district in collaboration with an eligible agency*
- *Preschool special education programs pursuant to Education Law Section 4410*
- *Registered nonpublic nursery schools, kindergartens, and high schools, and nonpublic schools serving grades 1 through 8 with a registered high school*

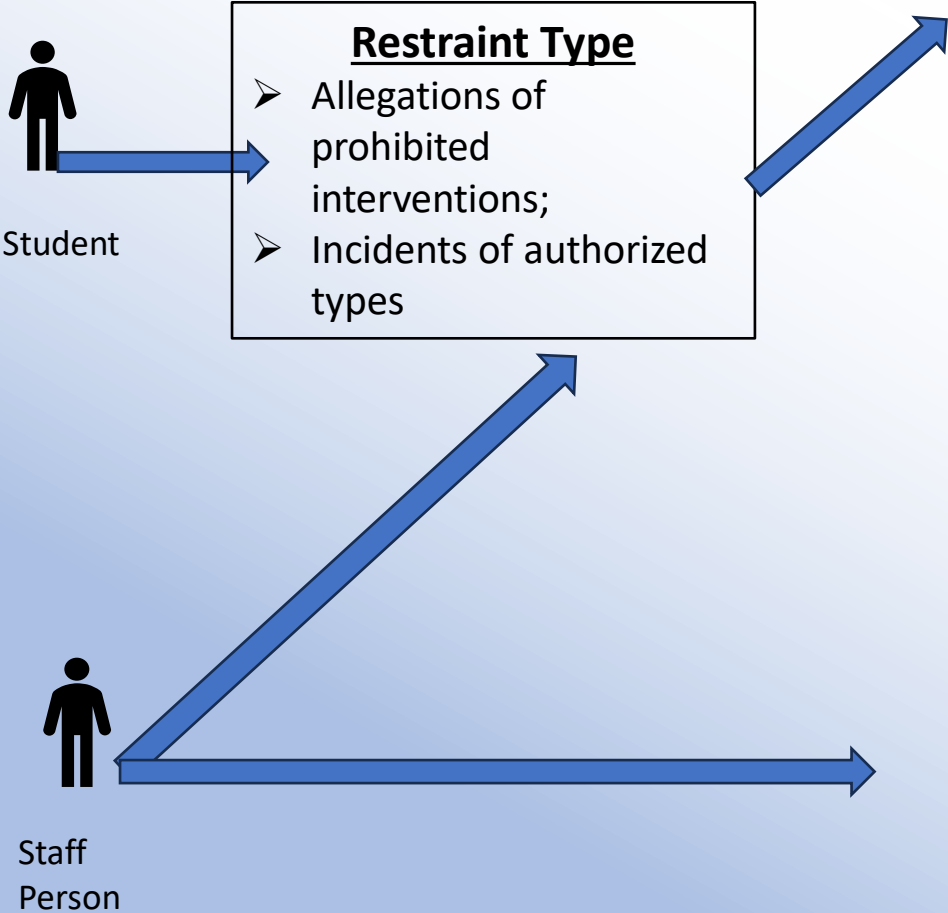
All must submit an annual report to the Department on the use of physical restraint and timeout and substantiated and unsubstantiated allegations of corporal punishment, mechanical restraint and other aversive interventions, prone physical restraint, and seclusion.

Data Collection Processes

School districts, charter schools, and BOCES will report data beginning in 2024-25 in the Department's Student Information Repository System (SIRS) using the eScholar Student Restraint Event template.

Nonpublic schools and Non-SIRS reporting Entities will report data directly to the Department utilizing a form in the IDEX application available through the NYSED Business Portal. Additional information regarding the IDEX form will be shared at a later date.

Major Components of a Student Behavioral Intervention Record



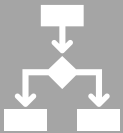
- Event ID - Unique ID for each event
- Event Date - Date of event within the SY
- Event Duration - Timespan
- Allegation Substantiation - Report Y or N for prohibited intervention types
- Intervention Reason - Report a reason for authorized intervention types
- Incident Comment - Briefly describe the incident
- Staff Training - Report only for authorized intervention types

SIRS Collection Points

Event ID

1

Create a record for each instance of physical restraint or Timeout, and for allegations of prohibited intervention types.



Multiple event records during a day for a student would be created:



(1) only after the prior event has de-escalated and the student is able to return to the learning environment; or

(2) when a new restraint or intervention response type is employed during the event.

Intervention Response Types

- The intervention drives the creation of an event and many of the other fields.
- Intervention response types can be allowable (authorized) or prohibited (non-authorized).
- Multiple response types during an event will require separate event records. For example, if a mechanical device is utilized following the position of a student in the prone position, a second event record would be reported specific to the mechanical device restraint.

Prohibited (Non-authorized) Intervention Responses

Report all allegations of these types of interventions below. The Substantiated Event field is also required for these types.

Code	Description
Aversive	Aversive Intervention
Corporal	Corporal Punishment
Mechanical	Mechanical Restraint
Prone	Prone Restraint
Seclusion	Seclusion

Authorized Intervention Responses

Report actual incidents of these types of interventions below.

Code	Description
Physical	Physical Restraint
Timeout BIP	Use of Timeout in accordance with BIP
Timeout No BIP	Use of Timeout not in accordance with BIP

Intervention or Response Reasons

Reasons an authorized intervention type might be used:

Code	Description
Self	Danger to Self
Students	Danger to Student(s)
Staff	Danger to Staff
Others	Danger to Others
Non-authorized	Non-authorized justification for Timeouts and Physical Restraints

Note: Only report the Non-authorized code when Physical restraint or Timeout response intervention types were used in a manner not in accordance with regulations.


Event Duration (Timespan)

Use these codes to indicate in minutes the amount of time of the intervention response.

For a physical restraint, this would be the amount of time in minutes that the physical restraint was in place.

Code	Description
01	1-5 minutes
02	6-10 minutes
03	11-20 minutes
04	21 or more minutes

Staff Training & Incident Comments



Free text fields.

- Report the type of staff training the person received. Example: “Annual training by crisis management.”
- “Student was physically restrained by teacher due to fighting incident with another student.”

Questions

For questions regarding the reporting of data to the Department's Student Information Repository System, please contact your [Level 1 Reporting Center or Big 5 point of contact](#).

For all other data reporting inquiries, please contact the Office of Information and Reporting Services at [Datasupport](#) with subject line "Student Behavioral Interventions."

Other non-data questions regarding the new requirements may be directed to the Office of Student Support Services at studentsupportservices@nysed.gov.

Questions regarding the requirements specific to students with disabilities may be directed to the Office of Special Education at speced@nysed.gov.

Additional Policy Guidance can be found on Department's Student Support Services [webpage](#).