



Entry 1 School Information and Cover Page

Last updated: 07/31/2018

Please be advised that you will need to complete this cover page (including signatures) before all of the other tasks assigned to you by your authorizer are visible on your task page. While completing this task, please ensure that you select the correct authorizer (**as of June 30, 2018**) or you may not be assigned the correct tasks.

a. SCHOOL NAME BRONX CS FOR EXCELLENCE 3 (SUNY TRUSTEES)

(Select name from the drop down menu)

b. CHARTER AUTHORIZER (As of June 30th, 2018) SUNY-Authorized Charter School

(For technical reasons, please re-select authorizer name from the drop down menu).

c. DISTRICT / CSD OF LOCATION NYC CSD 11

d1. SCHOOL INFORMATION

	PRIMARY ADDRESS	PHONE NUMBER	FAX NUMBER	EMAIL ADDRESS
	3956 Carpenter Avenue Bronx NY 10466			

d2. PHONE CONTACT NUMBER FOR AFTER HOURS EMERGENCIES

Contact Name	Jacques Michel
Title	Chief Operating Officer
Emergency Phone Number (###-###-####)	

e. SCHOOL WEB ADDRESS (URL) www.excellencecommunityschools.org

f. DATE OF INITIAL CHARTER 07/2017

g. DATE FIRST OPENED FOR INSTRUCTION 09/2017

i. TOTAL ENROLLMENT ON JUNE 30, 2018 150

j. GRADES SERVED IN SCHOOL YEAR 2017-18

Check all that apply

Grades Served	K, 1
---------------	------

k1. DOES THE SCHOOL CONTRACT WITH A CHARTER OR EDUCATIONAL MANAGEMENT ORGANIZATION? Yes

k2. NAME OF CMO/EMO AND ADDRESS

NAME OF CMO/EMO	Excellence Community Schools Inc.
PHYSICAL STREET ADDRESS	<div></div>
CITY	
STATE	
ZIP CODE	
EMAIL ADDRESS	

l1. FACILITIES

Does the school maintain or operate multiple sites?

	No, just one site.
--	--------------------

12. SCHOOL SITES

Please list the sites where the school will operate for the upcoming school year.

	Physical Address	Phone Number	District/CSD	Grades Served at Site (K-5, 6-9, etc.)	Receives Rental Assistance	Rental Assistance for Which Grades (write N/A if applicable)
Site 1 (same as primary site)	3956 Carpenter Avenue Bronx NY 10466		NYC CSD 11	K-1	Yes	K-1
Site 2						
Site 3						

12a. Please provide the contact information for Site 1.

	Name	Work Phone	Alternate Phone	Email Address
School Leader	Charlton Clarke			
Operational Leader	Jacques Michel			
Compliance Contact	Monica Rios			
Complaint Contact	Jacques Michel			
DASA Coordinator	Melanee Farrah			

m1. Are any sites in co-located space? If yes, please proceed to the next question. No

IF LOCATED IN PRIVATE SPACE IN NYC OR DISTRICTS OUTSIDE NYC

m3. Upload a current Certificate of Occupancy (COO) for each school site that is located in private space in NYC or located outside of NYC. Except for schools in district space (co-location space), school must provide a copy of the annual fire inspection report.

Site 1 Certificate of Occupancy (COO)

<https://nysed-cso-reports.fluidreview.com/resp/17948255/yFPTXS6fVy/>

Site 1 Fire Inspection Report

(No response)

Site 2 Certificate of Occupancy

(No response)

Site 2 Fire Inspection Report

(No response)

Site 3 Certificate of Occupancy

(No response)

Site 3 Fire Inspection Report

(No response)

n1. Were there any revisions to the school's charter during the 2017-18 school year? (Please include approved or pending material and non-material charter revisions).

No

o. Name and Position of Individual(s) Who Completed this Annual Report.

Monica Rios, Regional Director of School Operations

p. Our signatures (Head of School and Board President) below attest that all of the information contained herein is truthful and accurate and that this charter school is in compliance with all aspects of its charter, and with all pertinent Federal, State, and local laws, regulations, and rules. We understand that if any information in any part of this report is found to have been deliberately misrepresented, that will constitute grounds for the revocation of our charter. Check **YES** if you agree and then use the mouse on your PC or the stylist on your mobile device to sign your name).

Yes

Signature, Head of Charter School

A handwritten signature in black ink, appearing to be 'C. W. K.', with a large 'C' and a stylized 'W'.

Signature, President of the Board of Trustees

A handwritten signature in black ink, reading 'K. Lather', with a large 'K' and a stylized 'L'.

Date

2018/07/31

Thank you.

CERTIFICATE OF OCCUPANCY

(Standard form adopted by the Board of Standards and Appeals and issued pursuant to Section 646 of the New York Charter, and Sections C.26-181.0 to C.26-187.0 inclusive Administrative Code 2.1.3.1. to 2.1.3.7. Building Code.)

This certificate supersedes C. O. No. **8247-50 (Temp.)**

To the owner or owners of the building or premises:

THIS CERTIFIES that the new—~~altered existing~~—building—premises located at
3950, 3950, 3970 Carpenter Ave. & E. 225 St.

S.E. Cor. of E. 225 St., Carpenter Ave. & E. 224th Block **1326** Lot **43, 49, 56**
St.

, conforms substantially to the approved plans and specifications, and to the requirements of the building code and all other laws and ordinances, and of the rules and regulations of the Board of Standards and Appeals, applicable to a building of its class and kind at the time the permit was issued; and

CERTIFIES FURTHER that, any provisions of Section 646F of the New York Charter have been complied with as certified by a report of the Fire Commissioner to the Borough Superintendent.

N.B. ~~on file~~ No.— **1126-43**

Construction classification— **Fireproof**

Occupancy classification— **PUBLIC**

. Height **Basement & ~~stair~~ 2 stys.** **36** feet.

Date of completion— **3-1-51**

. Located in **Residence** Use District.

C Area, Class 1½. Height Zone at time of issuance of permit

This certificate is issued subject to the limitations hereinafter specified and to the following resolutions of the Board of Standards and Appeals: (Calendar numbers to be inserted here)

PERMISSIBLE USE AND OCCUPANCY

STORY	LIVE LOADS Lbs per Sq. Ft.	PERSONS ACCOMMODATED			USE
		MALE	FEMALE	TOTAL	
Basement	On ground	520	520	1060	Boiler, Auditorium, Cafeteria, Kitchen, Classrooms & Meeting Room
First	100 & 60	230	230	460	Classrooms, Office & Clinic
Second	100 & 60	190	190	380	Classrooms
<p>NOTE:— Fire Dept. approval of Interior Fire Alarm System, Sprinkler System, Fire Extinguishing Equipment and Oil Burner Installation received.</p>					

OK

**NO CHANGES OF USE OR OCCUPANCY NOT CONSISTENT WITH THIS CERTIFICATE SHALL
BE MADE UNLESS FIRST APPROVED BY THE BOROUGH SUPERINTENDENT**

Unless an application for a change of use has been obtained from the Planning Department, no extension, enlargement or rearrangement in the structural form of the building, or addition to the building, or any part thereof, or any extension, enlargement or rearrangement in the height shall be made, nor shall the building be moved from one location or position to another, nor shall there be any reduction or diminution of the area of the lot or plot on which the building is situated.

The building or any part thereof shall not be used for any purpose other than that for which it is certified.

The superimposed, uniformly distributed loads, or concentrated loads producing the same stresses in the construction in any story shall not exceed the live loads specified on reverse side, the number of persons of either sex in any story shall not exceed that specified when sex is indicated, nor shall the aggregate number of persons in any story exceed the specified total; and the use to which any story may be put shall be restricted to that fixed by this certificate except as specifically stated.

This certificate does not in any way relieve the owner or owners or any other person or persons in possession or control of the building, or any part thereof from obtaining such other permits, licenses or approvals as may be prescribed by law for the uses or purposes for which the building is designed or intended, nor from obtaining the special certificates required for the use and operation of elevators; nor from the installation of fire alarm systems where required by law; nor from complying with any lawful order for additional fire extinguishing appliances under the discretionary powers of the fire commissioner; nor from complying with any lawful order issued with the object of maintaining the building in a safe or lawful condition; nor from complying with any authorized direction to remove encroachments into a public highway or other public place, whether attached to or part of the building or not.

If this certificate is marked "Temporary", it is applicable only to those parts of the building indicated on its face, and certifies to the legal use and occupancy of only such parts of the building; it is subject to all the provisions and conditions applying to a final or permanent certificate; it is not applicable to any building under the jurisdiction of the Housing Division unless it is also approved and endorsed by them, and it must be replaced by a full certificate at the date of expiration.

If this certificate is for an existing building, erected prior to March 14, 1916, it has been duly inspected and it has been found to have been occupied or arranged to be occupied prior to March 14, 1916, as noted on the reverse side, and that on information and belief, since that date there has been no alteration or conversion to a use that changed its classification as defined in the Building Code, or that would necessitate compliance with some special requirement or with the State Labor Law or any other law or ordinance; that there are no notices of violations or orders pending in the Department of Housing and Buildings at this time; that Section 240F of the New York City Charter has been complied with as certified by a report of the Fire Commissioner to the Borough Superintendent, and that, so long as the building is not altered, except by permission of the Borough Superintendent, the existing use and occupancy may be continued.

5. **5.10.10.1.** No certificate of occupancy shall be issued for any building, structure, addition, or other improvement, or for any premises, when the contractor has installed, or installed and stored, on the premises, any of the following items: (1) any flammable, combustible, or highly volatile liquids, gases, or vapors; (2) any articles, components, or materials, or any other items, which are highly volatile, flammable, or combustible; (3) any equipment, apparatus, or other items, which are installed, or installed and stored, on the premises, which are highly volatile, flammable, or combustible; (4) any other items, which are highly volatile, flammable, or combustible, and which are not listed in the code book. The certificate of occupancy shall be issued only after the contractor has removed the items listed in the code book from the premises, and the certificate of occupancy shall be issued only after the contractor has removed the items listed in the code book from the premises.



Entry 2 NYS School Report Card Link

Last updated: 07/31/2018

1. CHARTER AUTHORIZER (As of June 30th, 2018) SUNY-Authorized Charter School

(For technical reasons, please re-select authorizer name from the drop down menu).

2. NEW YORK STATE REPORT CARD URL is not available

Provide a direct URL or web link to the most recent New York State School Report Card for the charter school (See <https://reportcards.nysed.gov/>).

(Charter schools completing year one will not yet have a School Report Card or link to one. Please type "URL is not available" in the space provided).



Entry 4 Expenditures per Child

Last updated: 07/31/2018

Section Heading

Financial Information

This information is required of ALL charter schools. Provide the following measures of fiscal performance of the charter school in Appendix B (Total Expenditures and Administrative Expenditures Per Child):

1. Total Expenditures Per Child

To calculate **'Total Expenditures per Child'** take total expenditures (from the unaudited 2017-18 Schedule of Functional Expenses) and divide by the year end FTE student enrollment. (Integers Only. No dollar signs or commas).

Note: *The information on the Schedule of Functional Expenses on pages 41-43 of the Audit Guide can help schools locate the amounts to use in the two per pupil calculations:* <http://www.p12.nysed.gov/psc/AuditGuide.html>

Line 1: Total Expenditures	3090573
Line 2: Year End FTE student enrollment	148
Line 3: Divide Line 1 by Line 2	20941

2. Administrative Expenditures per Child

To calculate **'Administrative Expenditures per Child'** To calculate "Administrative Expenditures per Child" first *add* together the following:

1. Take the relevant portion from the 'personnel services cost' row and the 'management and general' column (from the unaudited 2017-18 Schedule of Functional Expenses)
2. Any contracted administrative/management fee paid to other organizations or corporations
3. Take the total from above and divide it by the year-end FTE enrollment. The relevant portion that must be included in this calculation is defined as follows:

Administrative Expenditures: Administration and management of the charter school includes the activities and personnel of the offices of the chief school officer, the finance or business offices, school operations personnel, data management and reporting, human resources, technology, etc. It also includes those administrative and management services provided by other organizations or corporations on behalf of the charter school for which the charter school pays a fee or other compensation. Do not include the FTE of personnel whose role is to directly support the instructional program.

Notes:
The information on the Schedule of Functional Expenses on pages 41-43 of the Audit Guide can help schools locate the amounts to use in the two per pupil calculations:
<http://www.p12.nysed.gov/psc/AuditGuide.html>.
Employee benefit costs or expenditures should not be reported in the above calculations.

Line 1: Relevant Personnel Services Cost (Row)	118290
Line 2: Management and General Cost (Column)	165346
Line 3: Sum of Line 1 and Line 2	283635
Line 5: Divide Line 3 by the Year End FTE student enrollment	1922

Thank you.



Charter Schools Institute
The State University of New York

GENERAL INSTRUCTIONS FOR ANNUAL BUDGET/QUARTERLY REPORT

TEMPLATE TABS

1- GRAY tab contains the Instructions




Instructions	Provides description of tabs and input requirements.
Funding by District	Charter School Tuition Rates

2- BLUE tabs require input of information

1.) Name of School	>Select school name from list. >Enter contact information.
2.) Enrollment	Enter enrollment information for Annual Budget (& Revisions) and Quarterly Actuals. Includes: >Enrollment by Grade >Enrollment by District
3.) Staffing Plan	Enter staffing plan information for Annual Budget (& Revisions) and Quarterly Actuals. Includes: >Full Time Equivalent (FTE), by Position Category, By Quarter
4.) Yearly Budget	Enter Yearly Budget information. Includes: >"Pior Year" column may be completed based upon preliminary data, and adjusted with Annual Audited data when the Quarter 2 Actuals are being submitted. (Note: Quarterly Revenue allocation may be set) >Budgeted Enrollment data and Per Pupil Revenue for the current year are populated based upon input on tab "2.) Enrollment." >Budgeted FTE for current year is populated based upon input on tab "3.) Staffing Plan." >All other sources of revenue >All expenses >Budget Revisions, as necessary and <i>approved</i> by the school's Board of Directors, should be submitted when submitting Quarterly Actuals
5.) Balance Sheet	Enter Balance Sheet information for EdCorps. Separate schools merged into a primary EdCorp should NOT use this tab. >"Pior Year" column may be completed based upon preliminary data, and adjusted with Annual Audited data when the Quarter 2 Actuals are being submitted.

6.) Quarterly Report	Enter Actual Quarterly Report information . Includes: >Actual Enrollment data and Per Pupil Revenue for the current year are populated based upon input on tab "2.) Enrollment." >Actual FTE for current year is populated based upon input on tab "3.) Staffing Plan." >All other sources of revenue >All expenses
7.) Annual Report Requirement	Complete when submitting Actual Quarter 4.

CELL COLORS & GUIDANCE COMMENTS

-  = Enter information into the light BLUE shaded cells.
-  = Cells labeled in ORANGE contain guidance regarding the input of information.
-  = Cells containing RED triangles in the upper right corner contain "guidance comments" on that particular line item. Please "mouse-over" the triangle to reveal each comment.

Ver. 20180531

Charter Funding Alphabetical By NYS School District
*** (Sum of Charter School Basic Tuition and Supplemental Basic Tuition)**



ANNUAL BUDGET & QUARTERLY REPORT TEMPLATE

Bronx Charter School for Excellence 3

SCHOOL

Name:	Bronx Charter School for Excellence 3
-------	---------------------------------------

CONTACT INFORMATION

Contact Name:	Vikas Kaushal
Contact Title:	Chief Financial Officer
Contact Email:	
Contact Phone:	

REPORT PERIOD

Current Academic Year:	2018-19
Prior Academic Year:	2017-18

BRONX CHARTER SCHOOL FOR EXCELLENCE 3
2018-19

ENROLLMENT BY GRADES

GRADES	K	1	2	3	4	5	6	7
INITIAL BUDGETED ENROLLMENT	90	90	60					
TOTAL ENROLLMENT = 240								

ENROLLMENT BY DISTRICT

		PRIOR YEAR	ANNUAL BUDGET						
		ACTUAL	TOTAL DISTRICTS/ENROLLMENT BY QUARTER						
			QUARTER 1		QUARTER 2		QUARTER 3		QUAR
			Original	Revised	Original	Revised	Original	Revised	Original
NUMBER OF SCHOOL DISTRICTS ENROLLED:		1	1	0	1	0	1	0	1
NUMBER OF STUDENTS ENROLLED:		178.281	240	0	240	0	240	0	240
			*NOTE: If there are NO budget revisions at the time of quarterly submittal leave the 'REVISED' COMPLETELY BLANK. If budget revisions ARE made, the entire "REVISED" budget columns affected quarter(s) must be completed on tabs 2, 3 and 4.						
		PRIOR YEAR	ANNUAL BUDGET						
		2017-18	QUARTER 1		QUARTER 2		QUARTER 3		QUAR
			Original Budgeted Enrollment	Revised Budgeted Enrollment	Original Budgeted Enrollment	Revised Budgeted Enrollment	Original Budgeted Enrollment	Revised Budgeted Enrollment	Original Budgeted Enrollment
PRIMARY/OTHER	DISTRICT NAME(S)	Actual Enrollment	240		240		240		240
PRIMARY District	NYC CHANCELLOR'S OFFICE	178.281							
SECONDARY District	(Select from drop-down list) →								

[illegible]

8	9	10	11	12

[illegible]

PLAN - FULL TIME EQUIVALENT

STAFFING PLAN - FULL TIME EQUIVALENT ("FTE")

*NOTE: Enter the number of FTE positions in the "blue" cells.

*NOTE: Enter the number of FTE positions in the "blue" cells.

*NOTE: If there are NO budget revisions at the time of quarterly submittal leave the 'REVISED' Column(s) COMPLETELY BLANK.

*NOTE:

ADMINISTRATIVE PERSONNEL FTE	ADMINISTRATIVE PERSONNEL FTE
Executive Management	Executive Management
Instructional Management	Instructional Management
Deans, Directors & Coordinators	Deans, Directors & Coordinators
CFO / Director of Finance	CFO / Director of Finance
Operation / Business Manager	Operation / Business Manager
Administrative Staff	Administrative Staff
TOTAL ADMINISTRATIVE STAFF	TOTAL ADMINISTRATIVE STAFF

PRIOR YEAR
2017-18
ACTUAL
1.0
3.0
4.0

ANNUAL BUDGETED FTE							
Q1		Q2		Q3		Q4	
Original	Revised	Original	Revised	Original	Revised	Original	Revised
2.0		2.0		2.0		2.0	
1.0		1.0		1.0		1.0	
4.0		4.0		4.0		4.0	
7.0	0.0	7.0	0.0	7.0	0.0	7.0	0.0

INSTRUCTIONAL PERSONNEL FTE	INSTRUCTIONAL PERSONNEL FTE
Teachers - Regular	Teachers - Regular
Teachers - SPED	Teachers - SPED
Substitute Teachers	Substitute Teachers
Teaching Assistants	Teaching Assistants
Specialty Teachers	Specialty Teachers
Aides	Aides
Therapists & Counselors	Therapists & Counselors
Other	Other
TOTAL INSTRUCTIONAL	TOTAL INSTRUCTIONAL

PRIOR YEAR
2017-18
ACTUAL
6.0
3.0
1.0
10.0

ANNUAL BUDGETED FTE							
Q1		Q2		Q3		Q4	
Original	Revised	Original	Revised	Original	Revised	Original	Revised
9.0		9.0		9.0		9.0	
2.0		2.0		2.0		2.0	
5.0		5.0		5.0		5.0	
4.0		4.0		4.0		4.0	
1.0		1.0		1.0		1.0	
21.0	0.0	21.0	0.0	21.0	0.0	21.0	0.0

NON-INSTRUCTIONAL PERSONNEL FTE	NON-INSTRUCTIONAL PERSONNEL FTE
Nurse	Nurse
Librarian	Librarian
Custodian	Custodian
Security	Security
Other	Other
TOTAL NON-INSTRUCTIONAL	TOTAL NON-INSTRUCTIONAL

PRIOR YEAR
2017-18
ACTUAL
1.0
1.0

ANNUAL BUDGETED FTE							
Q1		Q2		Q3		Q4	
Original	Revised	Original	Revised	Original	Revised	Original	Revised
1.0		1.0		1.0		1.0	
1.0	0.0	1.0	0.0	1.0	0.0	1.0	0.0

TOTAL PERSONNEL SERVICE FTE	TOTAL PERSONNEL SERVICE FTE
-----------------------------	-----------------------------

15.0

29.0	0.0	29.0	0.0	29.0	0.0	29.0	0.0
------	-----	------	-----	------	-----	------	-----

**JX CHARTER SCHOOL FOR EXCE
2018-19**

PLAN - FULL TIME EQUIVALE

****NOTE:** Enter the number of FTE positions in the "blue" cells.*

ld be input.

****NOTE:** State the assumptions that are being made for personnel FTE levels.*

ADMINISTRATIVE PERSONNEL FTE	
	Q4
	Actual
Executive Management	
Instructional Management	
Deans, Directors & Coordinators	
CFO / Director of Finance	
Operation / Business Manager	
Administrative Staff	
TOTAL ADMINISTRATIVE STAFF	0.0

Description of Assumptions
Principal and Academic Dean
Director of Operations
2 OA's 2 School Aides

INSTRUCTIONAL PERSONNEL FTE	
	Q4
	Actual
Teachers - Regular	
Teachers - SPED	
Substitute Teachers	
Teaching Assistants	
Specialty Teachers	
Aides	
Therapists & Counselors	
Other	
TOTAL INSTRUCTIONAL	0.0

Description of Assumptions
Educational Associates
PhysEd, Music, CompSci, Art
Social Workers

NON-INSTRUCTIONAL PERSONNEL FTE	
	Q4
	Actual
Nurse	
Librarian	
Custodian	
Security	
Other	
TOTAL NON-INSTRUCTIONAL	0.0

Description of Assumptions

TOTAL PERSONNEL SERVICE FTE	0.0
------------------------------------	-----

--

		BRONX CHARTER SCHOOL FOR EXCELLENCE 3							
		Budget / Operating Plan							
		2018-19							
Total Revenue		2,510,619	1,076,020	-	-	1,096,570	-	-	1,100,923
Total Expenses		2,565,757	882,713	-	-	1,111,185	-	-	1,034,905
Net Income		(55,138)	193,307	-	-	(14,615)	-	-	66,018
Actual Student Enrollment		178	240	-	-	240	-	-	240
		Prior Year Actual 2017-18 Revenue Per Pupil	1st Quarter - 7/1 - 9/30			2nd Quarter - 10/1 - 12/31			3rd Quarter - 10/1 - 12/31
			Original Budget	Revised Budget	Variance	Original Budget	Revised Budget	Variance	Original Budget
REVENUE		Allocate Per Pupil Revenue by Quarter	*NOTE: If there are NO budget revisions at the time of quarterly submittal leave If budget revisions ARE made, the entire "REVISED" budget columns for the affected						
REVENUES FROM STATE SOURCES		2018-19 Per Pupil Rate	PPR %/Qtr->	25.0%	25.0%	25.0%	25.0%	25.0%	25.0%
Per Pupil Revenue	15,307	2,143,924	918,420	-	-	918,420	-	-	918,420
NYC CHANCELLOR'S OFFICE	-	-	-	-	-	-	-	-	-
-	-	-	-	-	-	-	-	-	-
-	-	-	-	-	-	-	-	-	-
-	-	-	-	-	-	-	-	-	-
-	-	-	-	-	-	-	-	-	-
-	-	-	-	-	-	-	-	-	-
-	-	-	-	-	-	-	-	-	-
-	-	-	-	-	-	-	-	-	-
-	-	-	-	-	-	-	-	-	-
-	-	-	-	-	-	-	-	-	-
-	-	-	-	-	-	-	-	-	-
-	-	-	-	-	-	-	-	-	-
-	-	-	-	-	-	-	-	-	-
-	-	-	-	-	-	-	-	-	-
-	-	-	-	-	-	-	-	-	-
-	-	-	-	-	-	-	-	-	-
ALL OTHER School Districts: (Weighted Avg)	-	-	-	-	-	-	-	-	-
TOTAL Per Pupil Revenue (Weighted Average Per Pupil Funding)	15,307	2,143,924	918,420	-	-	918,420	-	-	918,420
Special Education Revenue		32,504	7,793		-	7,793		-	7,793
Grants									
Stimulus					-			-	
DYCD (Department of Youth and Community Development)		239,476			-			-	
Other					-			-	
NYC DoE Rental Assistance			149,807			149,807			149,807
Other					-			-	
TOTAL REVENUE FROM STATE SOURCES		2,415,903	1,076,020	-	-	1,076,020	-	-	1,076,020
REVENUE FROM FEDERAL FUNDING									
IDEA Special Needs		1,974			-	3,948		-	
Title I		76,843			-	16,011		-	24,017
Title Funding - Other		11,542			-	591		-	886
School Food Service (Free Lunch)					-			-	
Grants									

BRONX CHARTER SCHOOL FOR EXCELLENCE 3 Budget / Operating Plan 2018-19								
Total Revenue	2,510,619	1,076,020	-	-	1,096,570	-	-	1,100,923
Total Expenses	2,565,757	882,713	-	-	1,111,185	-	-	1,034,905
Net Income	(55,138)	193,307	-	-	(14,615)	-	-	66,018
Actual Student Enrollment	178	240	-	-	240	-	-	240
	Prior Year Actual 2017-18 Revenue Per Pupil	1st Quarter - 7/1 - 9/30			2nd Quarter - 10/1 - 12/31			3rd Quarter - 1/1 - 3/31
		Original Budget	Revised Budget	Variance	Original Budget	Revised Budget	Variance	Original Budget
Charter School Program (CSP) Planning & Implementation				-			-	
Other				-			-	
Other				-			-	
TOTAL REVENUE FROM FEDERAL SOURCES	90,359	-	-	-	20,550	-	-	24,903
LOCAL and OTHER REVENUE								
Contributions and Donations				-			-	
Fundraising				-			-	
Erate Reimbursement				-			-	
Earnings on Investments				-			-	
Interest Income				-			-	
Food Service (Income from meals)				-			-	
Text Book				-			-	
OTHER	4,356			-			-	
TOTAL REVENUE FROM LOCAL and OTHER SOURCES	4,356	-	-	-	-	-	-	-
TOTAL REVENUE	2,510,619	1,076,020	-	-	1,096,570	-	-	1,100,923

			BRONX CHARTER SCHOOL FOR EXCELLENCE 3 Budget / Operating Plan 2018-19							
Total Revenue			2,510,619	1,076,020	-	-	1,096,570	-	-	1,100,923
Total Expenses			2,565,757	882,713	-	-	1,111,185	-	-	1,034,905
Net Income			(55,138)	193,307	-	-	(14,615)	-	-	66,018
Actual Student Enrollment			178	240	-	-	240	-	-	240
			Prior Year Actual 2017-18 Revenue Per Pupil	1st Quarter - 7/1 - 9/30			2nd Quarter - 10/1 - 12/31			3rd Quarter - 10/1 - 12/31
				Original Budget	Revised Budget	Variance	Original Budget	Revised Budget	Variance	Original Budget
EXPENSES										
ADMINISTRATIVE STAFF PERSONNEL COSTS		Avg. No. of Positions								
Executive Management	-					-			-	
Instructional Management	2.00		141,747	58,750		-	58,750		-	58,750
Deans, Directors & Coordinators	-			20,000		-	20,000		-	20,000
CFO / Director of Finance	-					-			-	
Operation / Business Manager	1.00			20,000		-	20,000		-	20,000
Administrative Staff	4.00		85,423	40,900		-	40,900		-	40,900
TOTAL ADMINISTRATIVE STAFF	7.00		227,170	139,650	-	-	139,650	-	-	139,650
INSTRUCTIONAL PERSONNEL COSTS										
Teachers - Regular	9.00		338,592	73,646		-	147,291		-	147,291
Teachers - SPED	2.00			19,140		-	38,279		-	38,279
Substitute Teachers	-					-			-	
Teaching Assistants	5.00		83,724	25,300		-	50,600		-	50,600
Specialty Teachers	4.00		139,662	31,725		-	63,450		-	63,450
Aides	-					-			-	
Therapists & Counselors	1.00		39,219			-			-	
Other	-		-	-		-	75,000		-	-
TOTAL INSTRUCTIONAL	21.00		601,197	149,811	-	-	374,621	-	-	299,621
NON-INSTRUCTIONAL PERSONNEL COSTS										
Nurse	-					-			-	
Librarian	-					-			-	
Custodian	1.00		31,667	9,785		-	9,785		-	9,785
Security	-					-			-	
Other	-		-	-		-	-		-	-
TOTAL NON-INSTRUCTIONAL	1.00		31,667	9,785	-	-	9,785	-	-	9,785
SUBTOTAL PERSONNEL SERVICE COSTS		29.00	860,034	299,246	-	-	524,056	-	-	449,056
PAYROLL TAXES AND BENEFITS										
Payroll Taxes			74,578	22,892		-	40,090		-	34,353
Fringe / Employee Benefits			-	92,353		-	92,354		-	92,354

		BRONX CHARTER SCHOOL FOR EXCELLENCE 3 Budget / Operating Plan 2018-19							
Total Revenue		2,510,619	1,076,020	-	-	1,096,570	-	-	1,100,923
Total Expenses		2,565,757	882,713	-	-	1,111,185	-	-	1,034,905
Net Income		(55,138)	193,307	-	-	(14,615)	-	-	66,018
Actual Student Enrollment		178	240	-	-	240	-	-	240
		Prior Year Actual 2017-18 Revenue Per Pupil	1st Quarter - 7/1 - 9/30			2nd Quarter - 10/1 - 12/31			3rd Quarter - 1/1 - 3/31
			Original Budget	Revised Budget	Variance	Original Budget	Revised Budget	Variance	Original Budget
Retirement / Pension		80,489	12,631		-	12,631		-	12,631
TOTAL PAYROLL TAXES AND BENEFITS		155,067	127,876	-	-	145,075	-	-	139,338
TOTAL PERSONNEL SERVICE COSTS	29.00	1,015,101	427,122	-	-	669,131	-	-	588,394
CONTRACTED SERVICES									
Accounting / Audit					-			-	
Legal		2,928	1,657		-	1,657		-	1,657
Management Company Fee		235,038	117,913		-	117,913		-	117,913
Nurse Services					-			-	
Food Service / School Lunch		260			-			-	
Payroll Services		6,507	2,011		-	2,011		-	2,011
Special Ed Services					-			-	
Titlement Services (i.e. Title I)					-			-	
Other Purchased / Professional / Consulting		314,253	43,875		-	76,270		-	76,270
TOTAL CONTRACTED SERVICES		558,986	165,456	-	-	197,851	-	-	197,851

	BRONX CHARTER SCHOOL FOR EXCELLENCE 3 Budget / Operating Plan 2018-19							
Total Revenue	2,510,619	1,076,020	-	-	1,096,570	-	-	1,100,923
Total Expenses	2,565,757	882,713	-	-	1,111,185	-	-	1,034,905
Net Income	(55,138)	193,307	-	-	(14,615)	-	-	66,018
Actual Student Enrollment	178	240	-	-	240	-	-	240
	Prior Year Actual 2017-18 Revenue Per Pupil	1st Quarter - 7/1 - 9/30			2nd Quarter - 10/1 - 12/31			3rd Quarter - 1/1 - 3/31
		Original Budget	Revised Budget	Variance	Original Budget	Revised Budget	Variance	Original Budget
SCHOOL OPERATIONS								
Board Expenses				-			-	
Classroom / Teaching Supplies & Materials	22,068	15,850		-	3,774		-	3,774
Special Ed Supplies & Materials				-			-	
Textbooks / Workbooks				-			-	
Supplies & Materials other	69,357	38,679		-	15,682		-	15,682
Equipment / Furniture	55,100	23,834		-	5,675		-	5,675
Telephone	8,112	2,128		-	2,128		-	2,128
Technology	6,110	1,579		-	1,991		-	1,991
Student Testing & Assessment	4,061	1,882		-	-		-	1,882
Field Trips	-	580		-	1,741		-	1,741
Transportation (student)	19	1,030		-			-	
Student Services - other	1,930	2,182		-	6,161		-	6,161
Office Expense	25,901	7,360		-	7,360		-	7,360
Staff Development	9,958	1,715		-	5,144		-	5,144
Staff Recruitment	693			-	1,545		-	3,090
Student Recruitment / Marketing	354	2,060		-	1,030		-	2,060
School Meals / Lunch				-			-	
Travel (Staff)	12	86		-	259		-	259
Fundraising				-			-	
Other	1,172	272		-	816		-	816
TOTAL SCHOOL OPERATIONS	204,847	99,238	-	-	53,306	-	-	57,763
FACILITY OPERATION & MAINTENANCE								
Insurance	11,425	3,530		-	3,530		-	3,530
Janitorial	14,948	4,619		-	4,619		-	4,619
Building and Land Rent / Lease / Facility Finance Interest	645,422	149,807		-	149,807		-	149,807
Repairs & Maintenance	63,897	19,670		-	19,670		-	19,670
Equipment / Furniture	8,800	4,635		-	4,635		-	4,635
Security	7,080	3,090		-	3,090		-	3,090
Utilities	35,251	5,546		-	5,546		-	5,546
TOTAL FACILITY OPERATION & MAINTENANCE	786,823	190,897	-	-	190,897	-	-	190,897
DEPRECIATION & AMORTIZATION	-			-			-	
RESERVES / CONTINGENCY				-			-	
DEFERRED RENT								

	BRONX CHARTER SCHOOL FOR EXCELLENCE 3 Budget / Operating Plan 2018-19							
Total Revenue	2,510,619	1,076,020	-	-	1,096,570	-	-	1,100,923
Total Expenses	2,565,757	882,713	-	-	1,111,185	-	-	1,034,905
Net Income	(55,138)	193,307	-	-	(14,615)	-	-	66,018
Actual Student Enrollment	178	240	-	-	240	-	-	240
	Prior Year Actual 2017-18 Revenue Per Pupil	1st Quarter - 7/1 - 9/30			2nd Quarter - 10/1 - 12/31			3rd Quarter - 1/1 - 3/31
		Original Budget	Revised Budget	Variance	Original Budget	Revised Budget	Variance	Original Budget
TOTAL EXPENSES	<u>2,565,757</u>	<u>882,713</u>	-	-	<u>1,111,185</u>	-	-	<u>1,034,905</u>
NET INCOME	<u>(55,138)</u>	<u>193,307</u>	-	-	<u>(14,615)</u>	-	-	<u>66,018</u>

	BRONX CHARTER SCHOOL FOR EXCELLENCE 3 Budget / Operating Plan 2018-19							
Total Revenue	2,510,619	1,076,020	-	-	1,096,570	-	-	1,100,923
Total Expenses	2,565,757	882,713	-	-	1,111,185	-	-	1,034,905
Net Income	(55,138)	193,307	-	-	(14,615)	-	-	66,018
Actual Student Enrollment	178	240	-	-	240	-	-	240
	Prior Year Actual 2017-18 Revenue Per Pupil	1st Quarter - 7/1 - 9/30			2nd Quarter - 10/1 - 12/31			3rd Quarter - 1/1 - 3/31
		Original Budget	Revised Budget	Variance	Original Budget	Revised Budget	Variance	Original Budget
ENROLLMENT - *School Districts Are Linked To Above Entries*								
Number of Districts:	1	1	-	-	1	-	-	1
NYC CHANCELLOR'S OFFICE	178	240	-	-	240	-	-	240
-	-	-	-	-	-	-	-	-
-	-	-	-	-	-	-	-	-
-	-	-	-	-	-	-	-	-
-	-	-	-	-	-	-	-	-
-	-	-	-	-	-	-	-	-
-	-	-	-	-	-	-	-	-
-	-	-	-	-	-	-	-	-
-	-	-	-	-	-	-	-	-
-	-	-	-	-	-	-	-	-
-	-	-	-	-	-	-	-	-
-	-	-	-	-	-	-	-	-
-	-	-	-	-	-	-	-	-
-	-	-	-	-	-	-	-	-
ALL OTHER School Districts: (Weighted Avg)	-	-	-	-	-	-	-	-
TOTAL ENROLLMENT	178	240	-	-	240	-	-	240
REVENUE PER PUPIL	14,082	4,483	-	-	4,569	-	-	4,587
EXPENSES PER PUPIL	14,392	3,678	-	-	4,630	-	-	4,312

Total Revenue	-	-	1,239,799	-	-
Total Expenses	-	-	1,392,725	-	-
Net Income	-	-	(152,925)	-	-
Actual Student Enrollment	-	-	240	-	-
	Quarter - 1/1 - 3/31		4th Quarter - 4/1 - 6/30		
	Revised Budget	Variance	Original Budget	Revised Budget	Variance
Charter School Program (CSP) Planning & Implementation		-			-
Other		-			-
Other		-			-
TOTAL REVENUE FROM FEDERAL SOURCES	-	-	41,504	-	-
LOCAL and OTHER REVENUE					
Contributions and Donations		-			-
Fundraising		-			-
Erate Reimbursement		-			-
Earnings on Investments		-			-
Interest Income		-			-
Food Service (Income from meals)		-			-
Text Book		-	19,075		-
OTHER		-			-
TOTAL REVENUE FROM LOCAL and OTHER SOURCES	-	-	19,075	-	-
TOTAL REVENUE	-	-	1,239,799	-	-

Total Revenue			-	-	1,239,799
Total Expenses			-	-	1,392,725
Net Income			-	-	(152,925)
Actual Student Enrollment			-	-	240
			Quarter - 1/1 - 3/31		4th Quarter - 4/1 - 6/30
			Revised Budget	Variance	Original Budget
					Revised Budget
					Variance
EXPENSES					
ADMINISTRATIVE STAFF PERSONNEL COSTS		Avg. No. of Positions			
Executive Management	-			-	-
Instructional Management	2.00			58,750	-
Deans, Directors & Coordinators	-			20,000	-
CFO / Director of Finance	-				-
Operation / Business Manager	1.00			20,000	-
Administrative Staff	4.00			40,900	-
TOTAL ADMINISTRATIVE STAFF	7.00		-	-	139,650
INSTRUCTIONAL PERSONNEL COSTS					
Teachers - Regular	9.00			220,937	-
Teachers - SPED	2.00			57,419	-
Substitute Teachers	-				-
Teaching Assistants	5.00			75,900	-
Specialty Teachers	4.00			95,176	-
Aides	-				-
Therapists & Counselors	1.00				-
Other	-			-	-
TOTAL INSTRUCTIONAL	21.00		-	-	449,432
NON-INSTRUCTIONAL PERSONNEL COSTS					
Nurse	-				-
Librarian	-				-
Custodian	1.00			9,785	-
Security	-				-
Other	-			-	-
TOTAL NON-INSTRUCTIONAL	1.00		-	-	9,785
SUBTOTAL PERSONNEL SERVICE COSTS		29.00	-	-	598,867
PAYROLL TAXES AND BENEFITS					
Payroll Taxes				45,813	-
Fringe / Employee Benefits				92,354	-

Total Revenue		-	-	1,239,799	- -
Total Expenses		-	-	1,392,725	- -
Net Income		-	-	(152,925)	- -
Actual Student Enrollment		-	-	240	- -
		Quarter - 1/1 - 3/31		4th Quarter - 4/1 - 6/30	
		Revised Budget	Variance	Original Budget	Revised Budget Variance
Retirement / Pension			-	12,631	-
TOTAL PAYROLL TAXES AND BENEFITS		-	-	150,798	- -
TOTAL PERSONNEL SERVICE COSTS		-	-	749,665	- -
CONTRACTED SERVICES			-		-
Accounting / Audit			-	1,657	-
Legal			-	117,913	-
Management Company Fee			-		-
Nurse Services			-		-
Food Service / School Lunch			-		-
Payroll Services			-	2,011	-
Special Ed Services			-		-
Titlement Services (i.e. Title I)			-		-
Other Purchased / Professional / Consulting			-	76,270	-
TOTAL CONTRACTED SERVICES		-	-	197,851	- -

Total Revenue	-	-	1,239,799	-	-
Total Expenses	-	-	1,392,725	-	-
Net Income	-	-	(152,925)	-	-
Actual Student Enrollment	-	-	240	-	-
	Quarter - 1/1 - 3/31		4th Quarter - 4/1 - 6/30		
	Revised Budget	Variance	Original Budget	Revised Budget	Variance
SCHOOL OPERATIONS					
Board Expenses		-			-
Classroom / Teaching Supplies & Materials		-	3,774		-
Special Ed Supplies & Materials		-			-
Textbooks / Workbooks		-	19,075		-
Supplies & Materials other		-	15,682		-
Equipment / Furniture		-	5,675		-
Telephone		-	2,128		-
Technology		-	1,991		-
Student Testing & Assessment		-	3,765		-
Field Trips		-	1,741		-
Transportation (student)		-			-
Student Services - other		-	5,777		-
Office Expense		-	7,360		-
Staff Development		-	5,144		-
Staff Recruitment		-	1,545		-
Student Recruitment / Marketing		-	1,030		-
School Meals / Lunch		-			-
Travel (Staff)		-	259		-
Fundraising		-			-
Other		-	816		-
TOTAL SCHOOL OPERATIONS	-	-	75,762	-	-
FACILITY OPERATION & MAINTENANCE					
Insurance		-	3,530		-
Janitorial		-	4,619		-
Building and Land Rent / Lease / Facility Finance Interest		-	149,807		-
Repairs & Maintenance		-	19,670		-
Equipment / Furniture		-	4,635		-
Security		-	3,090		-
Utilities		-	5,546		-
TOTAL FACILITY OPERATION & MAINTENANCE	-	-	190,897	-	-
DEPRECIATION & AMORTIZATION		-	178,550		-
RESERVES / CONTINGENCY		-			-
DEFERRED RENT		-			-

Total Revenue	-	-	1,239,799	-	-	
Total Expenses	-	-	1,392,725	-	-	
Net Income	-	-	(152,925)	-	-	
Actual Student Enrollment	-	-	240	-	-	
	Quarter - 1/1 - 3/31			4th Quarter - 4/1 - 6/30		
	Revised Budget	Variance		Original Budget	Revised Budget	Variance
TOTAL EXPENSES	-	-	<u>1,392,725</u>	-	-	
NET INCOME						
	-	-	<u>(152,925)</u>	-	-	

Total Revenue	-	-	1,239,799	-	-
Total Expenses	Quarter - 1/1 - 3/31	-	1,392,725	-	-
Net Income	-	-	(152,925)	-	-
Actual Student Enrollment	-	-	240	-	-
	Quarter - 1/1 - 3/31	4th Quarter - 4/1 - 6/30			
	Revised Budget	Variance	Original Budget	Revised Budget	Variance
ENROLLMENT - *School Districts Are Linked To Above Entries*					
Number of Districts:	-	-	1	-	-
NYC CHANCELLOR'S OFFICE	-	-	240	-	-
-	-	-	-	-	-
-	-	-	-	-	-
-	-	-	-	-	-
-	-	-	-	-	-
-	-	-	-	-	-
-	-	-	-	-	-
-	-	-	-	-	-
-	-	-	-	-	-
-	-	-	-	-	-
-	-	-	-	-	-
-	-	-	-	-	-
-	-	-	-	-	-
-	-	-	-	-	-
-	-	-	-	-	-
ALL OTHER School Districts: (Weighted Avg)	-	-	-	-	-
TOTAL ENROLLMENT	-	-	240	-	-
REVENUE PER PUPIL	-	-	5,166	-	-
EXPENSES PER PUPIL	-	-	5,803	-	-

		BRONX CHARTER SCHOOL FUNDING				
		Budget / Operating Plan				
		2018-19				
Total Revenue		4,513,312	4,513,312	-	2,002,693	2,002,693
Total Expenses		4,421,527	4,421,527	-	(1,855,771)	(1,855,771)
Net Income		91,784	91,784	-	146,922	146,922
Actual Student Enrollment						
		Total Year			VARIANCE	
		Original Budget	Revised Budget	Variance	Original Budget vs. PY Budget	Revised Budget vs. PY Budget
REVENUE						
REVENUES FROM STATE SOURCES		2018-19				
Per Pupil Revenue		Per Pupil Rate				
NYC CHANCELLOR'S OFFICE	15,307	3,673,680	3,673,680	-	1,529,756	1,529,756
-	-	-	-	-	-	-
-	-	-	-	-	-	-
-	-	-	-	-	-	-
-	-	-	-	-	-	-
-	-	-	-	-	-	-
-	-	-	-	-	-	-
-	-	-	-	-	-	-
-	-	-	-	-	-	-
-	-	-	-	-	-	-
-	-	-	-	-	-	-
-	-	-	-	-	-	-
-	-	-	-	-	-	-
-	-	-	-	-	-	-
-	-	-	-	-	-	-
ALL OTHER School Districts: (Weighted Avg)	-	-	-	-	-	-
TOTAL Per Pupil Revenue (Weighted Average Per Pupil Funding)	15,307	3,673,680	3,673,680	-	1,529,756	1,529,756
Special Education Revenue		31,170	31,170	-	(1,334)	(1,334)
Grants						
Stimulus		-	-	-	-	-
DYCD (Department of Youth and Community Development)		-	-	-	(239,476)	(239,476)
Other		-	-	-	-	-
NYC DoE Rental Assistance		599,230	599,230	-	599,230	599,230
Other		103,200	103,200	-	103,200	103,200
TOTAL REVENUE FROM STATE SOURCES		4,407,280	4,407,280	-	1,991,377	1,991,377
REVENUE FROM FEDERAL FUNDING						
IDEA Special Needs		3,948	3,948	-	1,974	1,974
Title I		80,055	80,055	-	3,212	3,212
Title Funding - Other		2,954	2,954	-	(8,589)	(8,589)
School Food Service (Free Lunch)		-	-	-	-	-
Grants						

DESCRIPTION OF ASSUMPTIONS

BRONX CHARTER SCHOOL FOR EXCELLENCE 3					
Budget / Operating Plan					
2018-19					
Total Revenue	4,513,312	4,513,312	-	2,002,693	2,002,693
Total Expenses	4,421,527	4,421,527	-	(1,855,771)	(1,855,771)
Net Income	91,784	91,784	-	146,922	146,922
Actual Student Enrollment					
	Total Year			VARIANCE	
	Original Budget	Revised Budget	Variance	Original Budget vs. PY Budget	Revised Budget vs. PY Budget
Charter School Program (CSP) Planning & Implementation	-	-	-	-	-
Other	-	-	-	-	-
Other	-	-	-	-	-
TOTAL REVENUE FROM FEDERAL SOURCES	86,957	86,957	-	(3,403)	(3,403)
LOCAL and OTHER REVENUE					
Contributions and Donations	-	-	-	-	-
Fundraising	-	-	-	-	-
Erate Reimbursement	-	-	-	-	-
Earnings on Investments	-	-	-	-	-
Interest Income	-	-	-	-	-
Food Service (Income from meals)	-	-	-	-	-
Text Book	19,075	19,075	-	19,075	19,075
OTHER	-	-	-	(4,356)	(4,356)
TOTAL REVENUE FROM LOCAL and OTHER SOURCES	19,075	19,075	-	14,719	14,719
TOTAL REVENUE	4,513,312	4,513,312	-	2,002,693	2,002,693

DESCRIPTION OF ASSUMPTIONS

			BRONX CHARTER SCHOOL FOR EXCELLENCE 3					DESCRIPTION OF ASSUMPTIONS	
			Budget / Operating Plan			2018-19			
Total Revenue			4,513,312	4,513,312	-	2,002,693	2,002,693		
Total Expenses			4,421,527	4,421,527	-	(1,855,771)	(1,855,771)		
Net Income			91,784	91,784	-	146,922	146,922		
Actual Student Enrollment									
			Total Year			VARIANCE			
			Original Budget	Revised Budget	Variance	Original Budget vs. PY Budget	Revised Budget vs. PY Budget		
EXPENSES									
ADMINISTRATIVE STAFF PERSONNEL COSTS									
	Avg. No. of Positions		-	-	-	-	-		Principal and Academic Dean 0
Executive Management	-		-	-	-	-	-		
Instructional Management	2.00		235,000	235,000	-	(93,253)	(93,253)		
Deans, Directors & Coordinators	-		80,000	80,000	-	(80,000)	(80,000)		
CFO / Director of Finance	-		-	-	-	-	-	2 OA's 2 School Aides	
Operation / Business Manager	1.00		80,000	80,000	-	(80,000)	(80,000)		
Administrative Staff	4.00		163,600	163,600	-	(78,177)	(78,177)		
TOTAL ADMINISTRATIVE STAFF	7.00		558,600	558,600	-	(331,430)	(331,430)		
INSTRUCTIONAL PERSONNEL COSTS									
Teachers - Regular	9.00		589,166	589,166	-	(250,574)	(250,574)	Educational Associates	
Teachers - SPED	2.00		153,117	153,117	-	(153,117)	(153,117)		
Substitute Teachers	-		-	-	-	-	-		
Teaching Assistants	5.00		202,400	202,400	-	(118,676)	(118,676)		
Specialty Teachers	4.00		253,802	253,802	-	(114,139)	(114,139)	Social Workers	
Aides	-		-	-	-	-	-		
Therapists & Counselors	1.00		-	-	-	39,219	39,219		
Other	-		75,000	75,000	-	(75,000)	(75,000)		
TOTAL INSTRUCTIONAL	21.00		1,273,485	1,273,485	-	(672,287)	(672,287)		
NON-INSTRUCTIONAL PERSONNEL COSTS									
Nurse	-		-	-	-	-	-		
Librarian	-		-	-	-	-	-		
Custodian	1.00		39,140	39,140	-	(7,473)	(7,473)		
Security	-		-	-	-	-	-		
Other	-		-	-	-	-	-		
TOTAL NON-INSTRUCTIONAL	1.00		39,140	39,140	-	(7,473)	(7,473)		
SUBTOTAL PERSONNEL SERVICE COSTS	29.00		1,871,225	1,871,225	-	(1,011,191)	(1,011,191)		
PAYROLL TAXES AND BENEFITS									
Payroll Taxes			143,149	143,149	-	(68,570)	(68,570)		
Fringe / Employee Benefits			369,415	369,415	-	(369,415)	(369,415)		

BRONX CHARTER SCHOOL FOR EXCELLENCE 3
Budget / Operating Plan

2018-19

Total Revenue	4,513,312	4,513,312	-	2,002,693	2,002,693
Total Expenses	4,421,527	4,421,527	-	(1,855,771)	(1,855,771)
Net Income	91,784	91,784	-	146,922	146,922
Actual Student Enrollment					
	Total Year			VARIANCE	
	Original Budget	Revised Budget	Variance	Original Budget vs. PY Budget	Revised Budget vs. PY Budget
Retirement / Pension	50,523	50,523	-	29,966	29,966
TOTAL PAYROLL TAXES AND BENEFITS	563,087	563,087	-	(408,020)	(408,020)
TOTAL PERSONNEL SERVICE COSTS	2,434,311	2,434,311	-	(1,419,210)	(1,419,210)
CONTRACTED SERVICES					
Accounting / Audit	-	-	-	-	-
Legal	6,628	6,628	-	(3,700)	(3,700)
Management Company Fee	471,652	471,652	-	(236,614)	(236,614)
Nurse Services	-	-	-	-	-
Food Service / School Lunch	-	-	-	260	260
Payroll Services	8,042	8,042	-	(1,536)	(1,536)
Special Ed Services	-	-	-	-	-
Titlement Services (i.e. Title I)	-	-	-	-	-
Other Purchased / Professional / Consulting	272,686	272,686	-	41,567	41,567
TOTAL CONTRACTED SERVICES	759,008	759,008	-	(200,022)	(200,022)

DESCRIPTION OF ASSUMPTIONS

BRONX CHARTER SCHOOL FOR EXCELLENCE 3
Budget / Operating Plan

2018-19

Total Revenue	4,513,312	4,513,312	-	2,002,693	2,002,693
Total Expenses	4,421,527	4,421,527	-	(1,855,771)	(1,855,771)
Net Income	91,784	91,784	-	146,922	146,922
Actual Student Enrollment					

Total Year			VARIANCE	
Original Budget	Revised Budget	Variance	Original Budget vs. PY Budget	Revised Budget vs. PY Budget

DESCRIPTION OF ASSUMPTIONS

SCHOOL OPERATIONS

Board Expenses	-	-	-	-	-
Classroom / Teaching Supplies & Materials	27,171	27,171	-	(5,103)	(5,103)
Special Ed Supplies & Materials	-	-	-	-	-
Textbooks / Workbooks	19,075	19,075	-	(19,075)	(19,075)
Supplies & Materials other	85,725	85,725	-	(16,368)	(16,368)
Equipment / Furniture	40,859	40,859	-	14,242	14,242
Telephone	8,514	8,514	-	(402)	(402)
Technology	7,551	7,551	-	(1,442)	(1,442)
Student Testing & Assessment	7,529	7,529	-	(3,468)	(3,468)
Field Trips	5,803	5,803	-	(5,803)	(5,803)
Transportation (student)	1,030	1,030	-	(1,012)	(1,012)
Student Services - other	20,281	20,281	-	(18,350)	(18,350)
Office Expense	29,442	29,442	-	(3,540)	(3,540)
Staff Development	17,148	17,148	-	(7,189)	(7,189)
Staff Recruitment	6,180	6,180	-	(5,487)	(5,487)
Student Recruitment / Marketing	6,180	6,180	-	(5,826)	(5,826)
School Meals / Lunch	-	-	-	-	-
Travel (Staff)	863	863	-	(851)	(851)
Fundraising	-	-	-	-	-
Other	2,720	2,720	-	(1,548)	(1,548)
TOTAL SCHOOL OPERATIONS	286,070	286,070	-	(81,222)	(81,222)

Staff Appreciation

FACILITY OPERATION & MAINTENANCE

Insurance	14,121	14,121	-	(2,696)	(2,696)
Janitorial	18,476	18,476	-	(3,528)	(3,528)
Building and Land Rent / Lease / Facility Finance Interest	599,230	599,230	-	46,192	46,192
Repairs & Maintenance	78,679	78,679	-	(14,782)	(14,782)
Equipment / Furniture	18,540	18,540	-	(9,740)	(9,740)
Security	12,360	12,360	-	(5,280)	(5,280)
Utilities	22,183	22,183	-	13,068	13,068
TOTAL FACILITY OPERATION & MAINTENANCE	763,588	763,588	-	23,234	23,234

DEPRECIATION & AMORTIZATION

RESERVES / CONTINGENCY

DEFERRED RENT

BRONX CHARTER SCHOOL FOR EXCELLENCE 3
Budget / Operating Plan

2018-19

Total Revenue	4,513,312	4,513,312	-	2,002,693	2,002,693
Total Expenses	4,421,527	4,421,527	-	(1,855,771)	(1,855,771)
Net Income	91,784	91,784	-	146,922	146,922
Actual Student Enrollment					
	Total Year			VARIANCE	
	Original Budget	Revised Budget	Variance	Original Budget vs. PY Budget	Revised Budget vs. PY Budget
TOTAL EXPENSES	<u>4,421,527</u>	<u>4,421,527</u>	-	<u>(1,855,771)</u>	<u>(1,855,771)</u>
NET INCOME	<u>91,784</u>	<u>91,784</u>	-	<u>146,922</u>	<u>146,922</u>

DESCRIPTION OF ASSUMPTIONS

		BRONX CHARTER SCHOOL FOR EXCELLENCE 3					DESCRIPTION OF ASSUMPTIONS
		Budget / Operating Plan				2018-19	
Total Revenue	4,513,312	4,513,312	-	2,002,693	2,002,693		
Total Expenses	4,421,527	4,421,527	-	(1,855,771)	(1,855,771)		
Net Income	91,784	91,784	-	146,922	146,922		
Actual Student Enrollment							
		Total Year			VARIANCE		DESCRIPTION OF ASSUMPTIONS
		Original Budget	Revised Budget	Variance	Original Budget vs. PY Budget	Revised Budget vs. PY Budget	
ENROLLMENT - *School Districts Are Linked To Above Entries*							
Number of Districts:							
NYC CHANCELLOR'S OFFICE							
-							
-							
-							
-							
-							
-							
-							
-							
-							
-							
-							
-							
ALL OTHER School Districts: (Weighted Avg)							
TOTAL ENROLLMENT							
REVENUE PER PUPIL							
EXPENSES PER PUPIL							

	BRONX CHARTER SCHOOL FOR EXCELLENCE 3 Budget / Operating Plan 2018-19							
Total Revenue	2,510,619	1,076,020	-	-	1,096,570	-	-	1,100,923
Total Expenses	2,565,757	882,713	-	-	1,111,185	-	-	1,034,905
Net Income	(55,138)	193,307	-	-	(14,615)	-	-	66,018
Actual Student Enrollment	178	240	-	-	240	-	-	240
	Prior Year Actual 2017-18 Revenue Per Pupil	1st Quarter - 7/1 - 9/30			2nd Quarter - 10/1 - 12/31			3rd Quarter - 1/1 - 3/31
		Original Budget	Revised Budget	Variance	Original Budget	Revised Budget	Variance	Original Budget
CASH FLOW ADJUSTMENTS								
OPERATING ACTIVITIES {enter descriptions below}								
Example - Add Back Depreciation	-	-	-	-	-	-	-	-
Other	-	-	-	-	-	-	-	-
Total Operating Activities	-	-	-	-	-	-	-	-
INVESTMENT ACTIVITIES {enter descriptions below}								
Example - Subtract Property and Equipment Expenditures	-	-	-	-	-	-	-	-
Other	-	-	-	-	-	-	-	-
Total Investment Activities	-	-	-	-	-	-	-	-
FINANCING ACTIVITIES {enter descriptions below}								
Example - Add Expected Proceeds from a Loan or Line of Credit	-	-	-	-	-	-	-	-
Other	-	-	-	-	-	-	-	-
Total Financing Activities	-	-	-	-	-	-	-	-
Total Cash Flow Adjustments	-	-	-	-	-	-	-	-
NET INCOME	(55,138)	193,307	-	-	(14,615)	-	-	66,018
Beginning Cash Balance	-	(55,138)	-	-	138,169	-	-	123,554
ENDING CASH BALANCE	(55,138)	138,169	-	-	123,554	-	-	189,571

Total Revenue	-	-	1,239,799	-	-
Total Expenses	-	-	1,392,725	-	-
Net Income	-	-	(152,925)	-	-
Actual Student Enrollment	-	-	240	-	-
	Quarter - 1/1 - 3/31		4th Quarter - 4/1 - 6/30		
	Revised Budget	Variance	Original Budget	Revised Budget	Variance
CASH FLOW ADJUSTMENTS					
OPERATING ACTIVITIES <i>{enter descriptions below}</i>					
Example - Add Back Depreciation	-	-	-	-	-
Other	-	-	-	-	-
Total Operating Activities	-	-	-	-	-
INVESTMENT ACTIVITIES <i>{enter descriptions below}</i>					
Example - Subtract Property and Equipment Expenditures	-	-	-	-	-
Other	-	-	-	-	-
Total Investment Activities	-	-	-	-	-
FINANCING ACTIVITIES <i>{enter descriptions below}</i>					
Example - Add Expected Proceeds from a Loan or Line of Credit	-	-	-	-	-
Other	-	-	-	-	-
Total Financing Activities	-	-	-	-	-
Total Cash Flow Adjustments	-	-	-	-	-
NET INCOME	-	-	(152,925)	-	-
Beginning Cash Balance	-	-	189,571	-	-
ENDING CASH BALANCE	-	-	36,646	-	-

		BRONX CHARTER SCHOOL FOR EXCELLENCE 3					DESCRIPTION OF ASSUMPTIONS		
		Budget / Operating Plan				2018-19			
Total Revenue		4,513,312	4,513,312	-	2,002,693	2,002,693			
Total Expenses		4,421,527	4,421,527	-	(1,855,771)	(1,855,771)			
Net Income		91,784	91,784	-	146,922	146,922			
Actual Student Enrollment									
		Total Year			VARIANCE				
		Original Budget	Revised Budget	Variance	Original Budget vs. PY Budget	Revised Budget vs. PY Budget			
CASH FLOW ADJUSTMENTS									
OPERATING ACTIVITIES {enter descriptions below}									
Example - Add Back Depreciation		-	-	-	-	-			
Other		-	-	-	-	-			
Total Operating Activities		-	-	-	-	-			
INVESTMENT ACTIVITIES {enter descriptions below}									
Example - Subtract Property and Equipment Expenditures		-	-	-	-	-			
Other		-	-	-	-	-			
Total Investment Activities		-	-	-	-	-			
FINANCING ACTIVITIES {enter descriptions below}									
Example - Add Expected Proceeds from a Loan or Line of Credit		-	-	-	-	-			
Other		-	-	-	-	-			
Total Financing Activities		-	-	-	-	-			
Total Cash Flow Adjustments		-	-	-	-	-			
NET INCOME		91,784	91,784	-	146,922	146,922			
Beginning Cash Balance		(55,138)	(55,138)	-	(55,138)	(55,138)			
ENDING CASH BALANCE		36,646	36,646	-	91,784	91,784			

BRONX CHARTER SCHOOL FOR EXCELLENCE 3

DO NOT ENTER BALANCE SHEET DATA ON THIS
TEMPLATE

Balance sheet data should for the Ed Corp:
Bronx Charter School for Excellence (Combined)
should be entered on the template for
Bronx Charter School for Excellence.

BALANCE SHEET

2018-19

	Prior Year	Q1	Q2	Q3	Q4
	2017-18	As of 9/30	As of 12/31	As of 3/31	As of 6/30
<u>ASSETS</u>					
<u>CURRENT ASSETS</u>					
Cash and cash equivalents	-	-	-	-	-
Grants and contracts receivable	-	-	-	-	-
Accounts receivables	-	-	-	-	-
Prepaid Expenses	-	-	-	-	-
Contributions and other receivables	-	-	-	-	-
TOTAL CURRENT ASSETS	-	-	-	-	-
<u>PROPERTY, BUILDING AND EQUIPMENT, net</u>	-	-	-	-	-
<u>OTHER ASSETS</u>	-	-	-	-	-
TOTAL ASSETS	-	-	-	-	-
<u>LIABILITIES AND NET ASSETS</u>					
<u>CURRENT LIABILITIES</u>					
Accounts payable and accrued expenses	-	-	-	-	-
Accrued payroll and benefits	-	-	-	-	-
Deferred Revenue	-	-	-	-	-
Current maturities of long-term debt	-	-	-	-	-
Short Term Debt - Bonds, Notes Payable	-	-	-	-	-
Other	-	-	-	-	-
TOTAL CURRENT LIABILITIES	-	-	-	-	-
<u>LONG-TERM DEBT and NOTES PAYABLE, net current maturities</u>	-	-	-	-	-
TOTAL LIABILITIES	-	-	-	-	-
<u>NET ASSETS</u>					
Unrestricted	-	-	-	-	-
Temporarily restricted	-	-	-	-	-
TOTAL NET ASSETS	-	-	-	-	-
TOTAL LIABILITIES AND NET ASSETS	-	-	-	-	-

BRONX CHARTER SCHOOL FOR E

Budget / Operating Plan

2018-19

Total Revenue	-	1,076,020	-	-	1,096,570	-	-
Total Expenses	-	882,713	-	-	1,111,185	-	-
Net Income	-	193,307	-	-	(14,615)	-	-
Actual Student Enrollment	-	240	-	-	240	-	-

*NOTE: Enrollment, Revenue and Expenditure Data IN the 'Total and Variance Analysis' Section is Based on LAST ACTUAL Quarter Completed	1st Quarter - 7/1 - 9/30			2nd Quarter - 10/1 - 12/31			3rd Quarter
	Actual	Current Budget	Variance	Actual	Current Budget	Variance	Actual

REVENUE		2018-19					
REVENUES FROM STATE SOURCES		Per Pupil Rate					
Per Pupil Revenue		Per Pupil Rate					
NYC CHANCELLOR'S OFFICE	15,307	918,420	-	918,420	-		
-	-	-	-	-	-		
-	-	-	-	-	-		
-	-	-	-	-	-		
-	-	-	-	-	-		
-	-	-	-	-	-		
-	-	-	-	-	-		
-	-	-	-	-	-		
-	-	-	-	-	-		
-	-	-	-	-	-		
-	-	-	-	-	-		
-	-	-	-	-	-		
-	-	-	-	-	-		
-	-	-	-	-	-		
-	-	-	-	-	-		
-	-	-	-	-	-		
ALL OTHER School Districts: (Count = 0)	-	-	-	-	-		
TOTAL Per Pupil Revenue (Weighted Average Per Pupil Funding)	15,307	918,420	-	918,420	-		
Special Education Revenue		7,793	-	7,793	-		
Grants							
Stimulus		-	-	-	-		
DYCD (Department of Youth and Community Development)		-	-	-	-		
Other		-	-	-	-		
NYC DoE Rental Assistance		149,807	-	149,807	-		
Other		-	-	-	-		
TOTAL REVENUE FROM STATE SOURCES		1,076,020	-	1,076,020	-		
REVENUE FROM FEDERAL FUNDING							
IDEA Special Needs		-	-	3,948	-		
Title I		-	-	16,011	-		
Title Funding - Other		-	-	591	-		
School Food Service (Free Lunch)		-	-	-	-		
Grants							
Charter School Program (CSP) Planning & Implementation		-	-	-	-		
Other		-	-	-	-		

2018-19

Total Revenue	-	1,076,020	-	-	1,096,570	-	-
Total Expenses	-	882,713	-	-	1,111,185	-	-
Net Income	-	193,307	-	-	(14,615)	-	-
Actual Student Enrollment	-	240	-	-	240	-	-
*NOTE: Enrollment, Revenue and Expenditure Data IN the 'Total and Variance Analysis' Section is Based on LAST ACTUAL Quarter Completed	1st Quarter - 7/1 - 9/30			2nd Quarter - 10/1 - 12/31			3rd Quarter
	Actual	Current Budget	Variance	Actual	Current Budget	Variance	Actual
Other		-	-		-	-	
TOTAL REVENUE FROM FEDERAL SOURCES	-	-	-	-	20,550	-	-
LOCAL and OTHER REVENUE							
Contributions and Donations		-	-		-	-	
Fundraising		-	-		-	-	
Erate Reimbursement		-	-		-	-	
Earnings on Investments		-	-		-	-	
Interest Income		-	-		-	-	
Food Service (Income from meals)		-	-		-	-	
Text Book		-	-		-	-	
OTHER		-	-		-	-	
TOTAL REVENUE FROM LOCAL and OTHER SOURCES	-	-	-	-	-	-	-
TOTAL REVENUE	-	1,076,020	-	-	1,096,570	-	-

BRONX CHARTER SCHOOL FOR E

Budget / Operating Plan

2018-19

Total Revenue	- 1,076,020	-	- 1,096,570	-	-
Total Expenses	- 882,713	-	- 1,111,185	-	-
Net Income	- 193,307	-	- (14,615)	-	-
Actual Student Enrollment	- 240	-	- 240	-	-

	1st Quarter - 7/1 - 9/30			2nd Quarter - 10/1 - 12/31			3rd Quarter
	Actual	Current Budget	Variance	Actual	Current Budget	Variance	Actual

***NOTE: Enrollment, Revenue and Expenditure Data IN the 'Total and Variance Analysis' Section is Based on LAST ACTUAL Quarter Completed**

EXPENSES

ADMINISTRATIVE STAFF PERSONNEL COSTS

	Quarter 0 No. of Positions						
Executive Management	-		-		-		
Instructional Management	-		58,750		58,750		
Deans, Directors & Coordinators	-		20,000		20,000		
CFO / Director of Finance	-		-		-		
Operation / Business Manager	-		20,000		20,000		
Administrative Staff	-		40,900		40,900		
TOTAL ADMINISTRATIVE STAFF	-		- 139,650		- 139,650		

INSTRUCTIONAL PERSONNEL COSTS

Teachers - Regular	-		73,646		147,291		
Teachers - SPED	-		19,140		38,279		
Substitute Teachers	-		-		-		
Teaching Assistants	-		25,300		50,600		
Specialty Teachers	-		31,725		63,450		
Aides	-		-		-		
Therapists & Counselors	-		-		-		
Other	-		-		75,000		
TOTAL INSTRUCTIONAL	-		- 149,811		- 374,621		

NON-INSTRUCTIONAL PERSONNEL COSTS

Nurse	-		-		-		
Librarian	-		-		-		
Custodian	-		9,785		9,785		
Security	-		-		-		
Other	-		-		-		
TOTAL NON-INSTRUCTIONAL	-		- 9,785		- 9,785		

SUBTOTAL PERSONNEL SERVICE COSTS

	-		- 299,246		- 524,056		
--	---	--	-----------	--	-----------	--	--

PAYROLL TAXES AND BENEFITS

Payroll Taxes		22,892		40,090		
Fringe / Employee Benefits		92,353		92,354		
Retirement / Pension		12,631		12,631		
TOTAL PAYROLL TAXES AND BENEFITS		- 127,876		- 145,075		

TOTAL PERSONNEL SERVICE COSTS

	-		- 427,122		- 669,131		
--	---	--	-----------	--	-----------	--	--

BRONX CHARTER SCHOOL FOR E

Budget / Operating Plan

2018-19

Total Revenue	-	1,076,020	-	-	1,096,570	-	-
Total Expenses	-	882,713	-	-	1,111,185	-	-
Net Income	-	193,307	-	-	(14,615)	-	-
Actual Student Enrollment	-	240	-	-	240	-	-

*NOTE: Enrollment, Revenue and Expenditure Data IN the 'Total and Variance Analysis' Section is Based on LAST ACTUAL Quarter Completed	1st Quarter - 7/1 - 9/30			2nd Quarter - 10/1 - 12/31			3rd Quarter - 1/1 - 3/31
	Actual	Current Budget	Variance	Actual	Current Budget	Variance	Actual
CONTRACTED SERVICES							
Accounting / Audit		-	-		-	-	
Legal		1,657	-		1,657	-	
Management Company Fee		117,913	-		117,913	-	
Nurse Services		-	-		-	-	
Food Service / School Lunch		-	-		-	-	
Payroll Services		2,011	-		2,011	-	
Special Ed Services		-	-		-	-	
Titlment Services (i.e. Title I)		-	-		-	-	
Other Purchased / Professional / Consulting		43,875	-		76,270	-	
TOTAL CONTRACTED SERVICES	-	165,456	-	-	197,851	-	-

BRONX CHARTER SCHOOL FOR E

Budget / Operating Plan

2018-19

Total Revenue	-	1,076,020	-	-	1,096,570	-	-
Total Expenses	-	882,713	-	-	1,111,185	-	-
Net Income	-	193,307	-	-	(14,615)	-	-
Actual Student Enrollment	-	240	-	-	240	-	-

*NOTE: Enrollment, Revenue and Expenditure Data IN the 'Total and Variance Analysis' Section is Based on LAST ACTUAL Quarter Completed	1st Quarter - 7/1 - 9/30			2nd Quarter - 10/1 - 12/31			3rd Quarter
	Actual	Current Budget	Variance	Actual	Current Budget	Variance	Actual
SCHOOL OPERATIONS							
Board Expenses	-	-	-	-	-	-	-
Classroom / Teaching Supplies & Materials	15,850	-	-	3,774	-	-	-
Special Ed Supplies & Materials	-	-	-	-	-	-	-
Textbooks / Workbooks	-	-	-	-	-	-	-
Supplies & Materials other	38,679	-	-	15,682	-	-	-
Equipment / Furniture	23,834	-	-	5,675	-	-	-
Telephone	2,128	-	-	2,128	-	-	-
Technology	1,579	-	-	1,991	-	-	-
Student Testing & Assessment	1,882	-	-	-	-	-	-
Field Trips	580	-	-	1,741	-	-	-
Transportation (student)	1,030	-	-	-	-	-	-
Student Services - other	2,182	-	-	6,161	-	-	-
Office Expense	7,360	-	-	7,360	-	-	-
Staff Development	1,715	-	-	5,144	-	-	-
Staff Recruitment	-	-	-	1,545	-	-	-
Student Recruitment / Marketing	2,060	-	-	1,030	-	-	-
School Meals / Lunch	-	-	-	-	-	-	-
Travel (Staff)	86	-	-	259	-	-	-
Fundraising	-	-	-	-	-	-	-
Other	272	-	-	816	-	-	-
TOTAL SCHOOL OPERATIONS	-	99,238	-	-	53,306	-	-
FACILITY OPERATION & MAINTENANCE							
Insurance	3,530	-	-	3,530	-	-	-
Janitorial	4,619	-	-	4,619	-	-	-
Building and Land Rent / Lease / Facility Finance Interest	149,807	-	-	149,807	-	-	-
Repairs & Maintenance	19,670	-	-	19,670	-	-	-
Equipment / Furniture	4,635	-	-	4,635	-	-	-
Security	3,090	-	-	3,090	-	-	-
Utilities	5,546	-	-	5,546	-	-	-
TOTAL FACILITY OPERATION & MAINTENANCE	-	190,897	-	-	190,897	-	-
DEPRECIATION & AMORTIZATION	-	-	-	-	-	-	-
RESERVES / CONTINGENCY	-	-	-	-	-	-	-
DEFERRED RENT	-	-	-	-	-	-	-

2018-19

Total Revenue	-	1,076,020	-	-	1,096,570	-	-
Total Expenses	-	882,713	-	-	1,111,185	-	-
Net Income	-	193,307	-	-	(14,615)	-	-
Actual Student Enrollment	-	240	-	-	240	-	-

*NOTE: Enrollment, Revenue and Expenditure Data IN the 'Total and Variance Analysis' Section is Based on LAST ACTUAL Quarter Completed	1st Quarter - 7/1 - 9/30			2nd Quarter - 10/1 - 12/31			3rd Q
	Actual	Current Budget	Variance	Actual	Current Budget	Variance	Actual
TOTAL EXPENSES	-	882,713	-	-	1,111,185	-	-
NET INCOME	-	193,307	-	-	(14,615)	-	-

2018-19

3rd C

1st Quarter - 7/1 - 9/30

2nd Quarter - 10/1 - 12/31

3rd C

Actual

Variance

Current Budget

Variance

Actual

NYC CHANCELLOR'S OFFICE

-	-	-	-	-	-	-	-
-	-	-	-	-	-	-	-
-	-	-	-	-	-	-	-
-	-	-	-	-	-	-	-
-	-	-	-	-	-	-	-
-	-	-	-	-	-	-	-
-	-	-	-	-	-	-	-
-	-	-	-	-	-	-	-
-	-	-	-	-	-	-	-
-	-	-	-	-	-	-	-
-	-	-	-	-	-	-	-
-	-	-	-	-	-	-	-
-	-	-	-	-	-	-	-
-	-	-	-	-	-	-	-
-	-	-	-	-	-	-	-
-	-	-	-	-	-	-	-
-	-	-	-	-	-	-	-
-	-	-	-	-	-	-	-
-	-	-	-	-	-	-	-
-	-	-	-	-	-	-	-
-	240	-	-	240	-	-	-

TOTAL ENROLLMENT

-	4,483	-	-	4,569	-	-
---	-------	---	---	-------	---	---

-	3,678	-	-	4,630	-	-
---	-------	---	---	-------	---	---

XCELLENCE 3

n

Total Revenue	1,100,923	-	-	1,239,799	-
Total Expenses	1,034,905	-	-	1,392,725	-
Net Income	66,018	-	-	(152,925)	-
Actual Student Enrollment	240	-	-	240	-

		Quarter - 1/1 - 3/31		4th Quarter - 4/1 - 6/30	
		Current Budget	Variance	Actual	Current Budget Variance
*NOTE: Enrollment, Revenue and Expenditure Data IN the 'Total and Variance Analysis' Section is Based on LAST ACTUAL Quarter Completed					
REVENUE					
REVENUES FROM STATE SOURCES					
Per Pupil Revenue	2018-19 Per Pupil Rate				
NYC CHANCELLOR'S OFFICE	15,307	918,420	-		918,420 -
-	-	-	-		- -
-	-	-	-		- -
-	-	-	-		- -
-	-	-	-		- -
-	-	-	-		- -
-	-	-	-		- -
-	-	-	-		- -
-	-	-	-		- -
-	-	-	-		- -
-	-	-	-		- -
-	-	-	-		- -
-	-	-	-		- -
-	-	-	-		- -
-	-	-	-		- -
-	-	-	-		- -
ALL OTHER School Districts: (Count = 0)	-	-	-		- -
TOTAL Per Pupil Revenue (Weighted Average Per Pupil Funding)	15,307	918,420	-	-	918,420 -
Special Education Revenue		7,793	-		7,793 -
Grants					
Stimulus		-	-		- -
DYCD (Department of Youth and Community Development)		-	-		- -
Other		-	-		- -
NYC DoE Rental Assistance		149,807	-		149,807 -
Other		-	-		103,200 -
TOTAL REVENUE FROM STATE SOURCES		1,076,020	-	-	1,179,220 -
REVENUE FROM FEDERAL FUNDING					
IDEA Special Needs		-	-		- -
Title I		24,017	-		40,028 -
Title Funding - Other		886	-		1,477 -
School Food Service (Free Lunch)		-	-		- -
Grants					
Charter School Program (CSP) Planning & Implementation		-	-		- -
Other		-	-		- -

XCELLENCE 3

n

Total Revenue	1,100,923	-	-	1,239,799	-
Total Expenses	1,034,905	-	-	1,392,725	-
Net Income	66,018	-	-	(152,925)	-
Actual Student Enrollment	240	-	-	240	-
		Quarter - 1/1 - 3/31		4th Quarter - 4/1 - 6/30	
*NOTE: Enrollment, Revenue and Expenditure Data IN the 'Total and Variance Analysis' Section is Based on LAST ACTUAL Quarter Completed		Current Budget	Variance	Actual	Current Budget Variance
Other	-	-	-	-	-
TOTAL REVENUE FROM FEDERAL SOURCES	24,903	-	-	-	41,504 -
LOCAL and OTHER REVENUE					
Contributions and Donations	-	-	-	-	-
Fundraising	-	-	-	-	-
Erate Reimbursement	-	-	-	-	-
Earnings on Investments	-	-	-	-	-
Interest Income	-	-	-	-	-
Food Service (Income from meals)	-	-	-	-	-
Text Book	-	-	-	19,075	-
OTHER	-	-	-	-	-
TOTAL REVENUE FROM LOCAL and OTHER SOURCES	-	-	-	-	19,075 -
TOTAL REVENUE	1,100,923	-	-	1,239,799	-

XCELLENCE 3

n

Total Revenue	1,100,923	-	-	1,239,799	-
Total Expenses	1,034,905	-	-	1,392,725	-
Net Income	66,018	-	-	(152,925)	-
Actual Student Enrollment	240	-	-	240	-

*NOTE: Enrollment, Revenue and Expenditure Data IN the 'Total and Variance Analysis' Section is Based on LAST ACTUAL Quarter Completed	Quarter - 1/1 - 3/31		4th Quarter - 4/1 - 6/30		
	Current Budget	Variance	Actual	Current Budget	Variance

EXPENSES

ADMINISTRATIVE STAFF PERSONNEL COSTS

	Quarter 0 No. of Positions				
Executive Management	-	-	-	-	-
Instructional Management	-	58,750	-	58,750	-
Deans, Directors & Coordinators	-	20,000	-	20,000	-
CFO / Director of Finance	-	-	-	-	-
Operation / Business Manager	-	20,000	-	20,000	-
Administrative Staff	-	40,900	-	40,900	-
TOTAL ADMINISTRATIVE STAFF	-	139,650	-	139,650	-

INSTRUCTIONAL PERSONNEL COSTS

Teachers - Regular	-	147,291	-	220,937	-
Teachers - SPED	-	38,279	-	57,419	-
Substitute Teachers	-	-	-	-	-
Teaching Assistants	-	50,600	-	75,900	-
Specialty Teachers	-	63,450	-	95,176	-
Aides	-	-	-	-	-
Therapists & Counselors	-	-	-	-	-
Other	-	-	-	-	-
TOTAL INSTRUCTIONAL	-	299,621	-	449,432	-

NON-INSTRUCTIONAL PERSONNEL COSTS

Nurse	-	-	-	-	-
Librarian	-	-	-	-	-
Custodian	-	9,785	-	9,785	-
Security	-	-	-	-	-
Other	-	-	-	-	-
TOTAL NON-INSTRUCTIONAL	-	9,785	-	9,785	-

SUBTOTAL PERSONNEL SERVICE COSTS

	-	449,056	-	598,867	-
--	---	---------	---	---------	---

PAYROLL TAXES AND BENEFITS

Payroll Taxes		34,353	-	45,813	-
Fringe / Employee Benefits		92,354	-	92,354	-
Retirement / Pension		12,631	-	12,631	-
TOTAL PAYROLL TAXES AND BENEFITS		139,338	-	150,798	-

TOTAL PERSONNEL SERVICE COSTS

	-	588,394	-	749,665	-
--	---	---------	---	---------	---

XCELLENCE 3 n					
Total Revenue	1,100,923	-	-	1,239,799	-
Total Expenses	1,034,905	-	-	1,392,725	-
Net Income	66,018	-	-	(152,925)	-
Actual Student Enrollment	240	-	-	240	-
		Quarter - 1/1 - 3/31		4th Quarter - 4/1 - 6/30	
*NOTE: Enrollment, Revenue and Expenditure Data IN the 'Total and Variance Analysis' Section is Based on LAST ACTUAL Quarter Completed		XCELLENCE 3 n			
		Current Budget	Variance	Actual	Current Budget Variance
CONTRACTED SERVICES					
Accounting / Audit	-	-		-	-
Legal	1,657	-		1,657	-
Management Company Fee	117,913	-		117,913	-
Nurse Services	-	-		-	-
Food Service / School Lunch	-	-		-	-
Payroll Services	2,011	-		2,011	-
Special Ed Services	-	-		-	-
Titlement Services (i.e. Title I)	-	-		-	-
Other Purchased / Professional / Consulting	76,270	-		76,270	-
TOTAL CONTRACTED SERVICES	197,851	-	-	197,851	-

XCELLENCE 3

n

Total Revenue	1,100,923	-	-	1,239,799	-
Total Expenses	1,034,905	-	-	1,392,725	-
Net Income	66,018	-	-	(152,925)	-
Actual Student Enrollment	240	-	-	240	-

	Quarter - 1/1 - 3/31		4th Quarter - 4/1 - 6/30		
	Current Budget	Variance	Actual	Current Budget	Variance
*NOTE: Enrollment, Revenue and Expenditure Data IN the 'Total and Variance Analysis' Section is Based on LAST ACTUAL Quarter Completed					
SCHOOL OPERATIONS					
Board Expenses	-	-		-	-
Classroom / Teaching Supplies & Materials	3,774	-		3,774	-
Special Ed Supplies & Materials	-	-		-	-
Textbooks / Workbooks	-	-		19,075	-
Supplies & Materials other	15,682	-		15,682	-
Equipment / Furniture	5,675	-		5,675	-
Telephone	2,128	-		2,128	-
Technology	1,991	-		1,991	-
Student Testing & Assessment	1,882	-		3,765	-
Field Trips	1,741	-		1,741	-
Transportation (student)	-	-		-	-
Student Services - other	6,161	-		5,777	-
Office Expense	7,360	-		7,360	-
Staff Development	5,144	-		5,144	-
Staff Recruitment	3,090	-		1,545	-
Student Recruitment / Marketing	2,060	-		1,030	-
School Meals / Lunch	-	-		-	-
Travel (Staff)	259	-		259	-
Fundraising	-	-		-	-
Other	816	-		816	-
TOTAL SCHOOL OPERATIONS	57,763	-	-	75,762	-
FACILITY OPERATION & MAINTENANCE					
Insurance	3,530	-		3,530	-
Janitorial	4,619	-		4,619	-
Building and Land Rent / Lease / Facility Finance Interest	149,807	-		149,807	-
Repairs & Maintenance	19,670	-		19,670	-
Equipment / Furniture	4,635	-		4,635	-
Security	3,090	-		3,090	-
Utilities	5,546	-		5,546	-
TOTAL FACILITY OPERATION & MAINTENANCE	190,897	-	-	190,897	-
DEPRECIATION & AMORTIZATION	-	-		178,550	-
RESERVES / CONTINGENCY	-	-		-	-
DEFERRED RENT					

XCELLENCE 3						
n						
XCELLENCE 3						
Total Revenue	1,100,923	-	-	1,239,799	-	
Total Expenses	1,034,905	-	-	1,392,725	-	
Net Income	66,018	-	-	(152,925)	-	
Actual Student Enrollment	240	-	-	240	-	
			Quarter - 1/1 - 3/31		4th Quarter - 4/1 - 6/30	
*NOTE: Enrollment, Revenue and Expenditure Data IN the 'Total and Variance Analysis' Section is Based on LAST ACTUAL Quarter Completed			Quarter - 1/1 - 3/31			
			Current		Current	
			Budget	Variance	Actual	Budget Variance
TOTAL EXPENSES	1,034,905	-	-	-	1,392,725	-
NET INCOME	66,018	-	-	-	(152,925)	-

XCELLENCE 3					
n					
Total Revenue	1,100,923	-	-	1,239,799	-
Total Expenses	1,034,905	-	-	1,392,725	-
Net Income	66,018	-	-	(152,925)	-
Actual Student Enrollment	Quarter - 1/1 - 3/31 240	-	-	240	-
*NOTE: Enrollment, Revenue and Expenditure Data IN the 'Total and Variance Analysis' Section is Based on LAST ACTUAL Quarter Completed		Quarter - 1/1 - 3/31		4th Quarter - 4/1 - 6/30	
		Current Budget	Variance	Actual	Current Budget Variance
ENROLLMENT - *School Districts Are Linked To Above Entries*					
NYC CHANCELLOR'S OFFICE		240	-	-	240 -
-		-	-	-	-
-		-	-	-	-
-		-	-	-	-
-		-	-	-	-
-		-	-	-	-
-		-	-	-	-
-		-	-	-	-
-		-	-	-	-
-		-	-	-	-
-		-	-	-	-
-		-	-	-	-
-		-	-	-	-
-		-	-	-	-
-		-	-	-	-
-		-	-	-	-
-		-	-	-	-
ALL OTHER School Districts: (Count = 0)		-	-	-	-
TOTAL ENROLLMENT		240	-	-	240 -
REVENUE PER PUPIL		4,587	-	-	5,166 -
EXPENSES PER PUPIL		4,312	-	-	5,803 -

				BRONX CHARTER SCHOOL FOR EXCELLENCE				
				Budget / Operating Plan				
				2018-19				
Total Revenue	-	-	-	4,513,312	(4,513,312)	-	-	4,513,312
Total Expenses	-	-	-	4,421,527	4,421,527	-	-	4,421,527
Net Income	-	-	-	91,784	(91,784)	-	-	91,784
Actual Student Enrollment	-	-	-			-	-	
				TOTALS AND VARIANCE ANALYSIS				
*NOTE: Enrollment, Revenue and Expenditure Data IN the 'Total and Variance Analysis' Section is Based on LAST ACTUAL Quarter Completed				Current	Actual	Actual	Original	Actual
				Budget	vs.	Current	Budget	vs.
				(Current	Current	Budget - TY	(Current	Original
				Quarter)	Budget		Quarter)	Budget
				Actual				Original
Other				-	-	-	-	-
TOTAL REVENUE FROM FEDERAL SOURCES				-	-	86,957	(86,957)	-
LOCAL and OTHER REVENUE								
Contributions and Donations				-	-	-	-	-
Fundraising				-	-	-	-	-
Erate Reimbursement				-	-	-	-	-
Earnings on Investments				-	-	-	-	-
Interest Income				-	-	-	-	-
Food Service (Income from meals)				-	-	-	-	-
Text Book				-	-	19,075	(19,075)	-
OTHER				-	-	-	-	-
TOTAL REVENUE FROM LOCAL and OTHER SOURCES				-	-	19,075	(19,075)	-
TOTAL REVENUE				-	-	4,513,312	(4,513,312)	-

				BRONX CHARTER SCHOOL FOR EXCELLENCE				
				Budget / Operating Plan				
				2018-19				
Total Revenue	-	-	-	4,513,312	(4,513,312)	-	-	4,513,312
Total Expenses	-	-	-	4,421,527	4,421,527	-	-	4,421,527
Net Income	-	-	-	91,784	(91,784)	-	-	91,784
Actual Student Enrollment	-	-	-			-	-	
*NOTE: Enrollment, Revenue and Expenditure Data IN the 'Total and Variance Analysis' Section is Based on LAST ACTUAL Quarter Completed				TOTALS AND VARIANCE ANALYSIS				
				Actual	Current Budget (Current Quarter)	Actual vs. Current Budget	Current Budget - TY	Actual vs. Current Budget TY
EXPENSES								
ADMINISTRATIVE STAFF PERSONNEL COSTS								
Executive Management	-	Quarter 0	No. of Positions	-	-	-	-	-
Instructional Management	-			-	235,000	235,000	-	235,000
Deans, Directors & Coordinators	-			-	80,000	80,000	-	80,000
CFO / Director of Finance	-			-	-	-	-	-
Operation / Business Manager	-			-	80,000	80,000	-	80,000
Administrative Staff	-			-	163,600	163,600	-	163,600
TOTAL ADMINISTRATIVE STAFF	-			-	558,600	558,600	-	558,600
INSTRUCTIONAL PERSONNEL COSTS								
Teachers - Regular	-			-	589,166	589,166	-	589,166
Teachers - SPED	-			-	153,117	153,117	-	153,117
Substitute Teachers	-			-	-	-	-	-
Teaching Assistants	-			-	202,400	202,400	-	202,400
Specialty Teachers	-			-	253,802	253,802	-	253,802
Aides	-			-	-	-	-	-
Therapists & Counselors	-			-	-	-	-	-
Other	-			-	75,000	75,000	-	75,000
TOTAL INSTRUCTIONAL	-			-	1,273,485	1,273,485	-	1,273,485
NON-INSTRUCTIONAL PERSONNEL COSTS								
Nurse	-			-	-	-	-	-
Librarian	-			-	-	-	-	-
Custodian	-			-	39,140	39,140	-	39,140
Security	-			-	-	-	-	-
Other	-			-	-	-	-	-
TOTAL NON-INSTRUCTIONAL	-			-	39,140	39,140	-	39,140
SUBTOTAL PERSONNEL SERVICE COSTS								
				-	1,871,225	1,871,225	-	1,871,225
PAYROLL TAXES AND BENEFITS								
Payroll Taxes				-	143,149	143,149	-	143,149
Fringe / Employee Benefits				-	369,415	369,415	-	369,415
Retirement / Pension				-	50,523	50,523	-	50,523
TOTAL PAYROLL TAXES AND BENEFITS				-	563,087	563,087	-	563,087
TOTAL PERSONNEL SERVICE COSTS								
				-	2,434,311	2,434,311	-	2,434,311

				BRONX CHARTER SCHOOL FOR EXCELLENCE				
				Budget / Operating Plan				
				2018-19				
Total Revenue	-	-	-	4,513,312	(4,513,312)	-	-	4,513,312
Total Expenses	-	-	-	4,421,527	4,421,527	-	-	4,421,527
Net Income	-	-	-	91,784	(91,784)	-	-	91,784
Actual Student Enrollment	-	-	-			-	-	
				TOTALS AND VARIANCE ANALYSIS				
*NOTE: Enrollment, Revenue and Expenditure Data IN the 'Total and Variance Analysis' Section is Based on LAST ACTUAL Quarter Completed				Current	Actual	Actual	Original	Actual
				Budget	vs.	Current	Budget	vs.
				(Current	Current	Budget - TY	(Current	Original
				Quarter)	Budget		Quarter)	Budget
CONTRACTED SERVICES				Actual				Original
Accounting / Audit	-	-	-	-	-	-	-	Budget -
Legal	-	-	-	6,628	6,628	-	-	
Management Company Fee	-	-	-	471,652	471,652	-	-	6,628
Nurse Services	-	-	-	-	-	-	-	471,652
Food Service / School Lunch	-	-	-	-	-	-	-	
Payroll Services	-	-	-	8,042	8,042	-	-	
Special Ed Services	-	-	-	-	-	-	-	8,042
Titlement Services (i.e. Title I)	-	-	-	-	-	-	-	
Other Purchased / Professional / Consulting	-	-	-	272,686	272,686	-	-	
TOTAL CONTRACTED SERVICES	-	-	-	759,008	759,008	-	-	272,686
								759,008

				BRONX CHARTER SCHOOL FOR EXCELLENCE				
				Budget / Operating Plan				
				2018-19				
Total Revenue	-	-	-	4,513,312	(4,513,312)	-	-	4,513,312
Total Expenses	-	-	-	4,421,527	4,421,527	-	-	4,421,527
Net Income	-	-	-	91,784	(91,784)	-	-	91,784
Actual Student Enrollment	-	-	-			-	-	
				TOTALS AND VARIANCE ANALYSIS				
*NOTE: Enrollment, Revenue and Expenditure Data IN the 'Total and Variance Analysis' Section is Based on LAST ACTUAL Quarter Completed				Current	Actual	Actual	Original	Actual
				Budget	vs.	vs.	Budget	vs.
				(Current	Current	Current	(Current	Original
				Quarter)	Budget	Budget - TY	Quarter)	Budget -
				Actual				
SCHOOL OPERATIONS								
Board Expenses	-	-	-	-	-	-	-	-
Classroom / Teaching Supplies & Materials	-	-	-	27,171	27,171	-	-	27,171
Special Ed Supplies & Materials	-	-	-	-	-	-	-	-
Textbooks / Workbooks	-	-	-	19,075	19,075	-	-	19,075
Supplies & Materials other	-	-	-	85,725	85,725	-	-	85,725
Equipment / Furniture	-	-	-	40,859	40,859	-	-	40,859
Telephone	-	-	-	8,514	8,514	-	-	8,514
Technology	-	-	-	7,551	7,551	-	-	7,551
Student Testing & Assessment	-	-	-	7,529	7,529	-	-	7,529
Field Trips	-	-	-	5,803	5,803	-	-	5,803
Transportation (student)	-	-	-	1,030	1,030	-	-	1,030
Student Services - other	-	-	-	20,281	20,281	-	-	20,281
Office Expense	-	-	-	29,442	29,442	-	-	29,442
Staff Development	-	-	-	17,148	17,148	-	-	17,148
Staff Recruitment	-	-	-	6,180	6,180	-	-	6,180
Student Recruitment / Marketing	-	-	-	6,180	6,180	-	-	6,180
School Meals / Lunch	-	-	-	-	-	-	-	-
Travel (Staff)	-	-	-	863	863	-	-	863
Fundraising	-	-	-	-	-	-	-	-
Other	-	-	-	2,720	2,720	-	-	2,720
TOTAL SCHOOL OPERATIONS	-	-	-	286,070	286,070	-	-	286,070
FACILITY OPERATION & MAINTENANCE								
Insurance	-	-	-	14,121	14,121	-	-	14,121
Janitorial	-	-	-	18,476	18,476	-	-	18,476
Building and Land Rent / Lease / Facility Finance Interest	-	-	-	599,230	599,230	-	-	599,230
Repairs & Maintenance	-	-	-	78,679	78,679	-	-	78,679
Equipment / Furniture	-	-	-	18,540	18,540	-	-	18,540
Security	-	-	-	12,360	12,360	-	-	12,360
Utilities	-	-	-	22,183	22,183	-	-	22,183
TOTAL FACILITY OPERATION & MAINTENANCE	-	-	-	763,588	763,588	-	-	763,588
DEPRECIATION & AMORTIZATION				-	-	-	-	-
RESERVES / CONTINGENCY				-	-	-	-	-
DEFERRED RENT								

				BRONX CHARTER SCHOOL FOR EXCELLENCE				
				Budget / Operating Plan				
				2018-19				
Total Revenue	-	-	-	4,513,312	(4,513,312)	-	-	4,513,312
Total Expenses	-	-	-	4,421,527	4,421,527	-	-	4,421,527
Net Income	-	-	-	91,784	(91,784)	-	-	91,784
Actual Student Enrollment	-	-	-			-	-	
				TOTALS AND VARIANCE ANALYSIS				
*NOTE: Enrollment, Revenue and Expenditure Data IN the 'Total and Variance Analysis' Section is Based on LAST ACTUAL Quarter Completed				Current Budget (Current Quarter)	Actual vs. Current Budget	Current Budget - TY	Actual vs. Current Budget TY	Original Budget (Current Quarter)
				Actual				Original Budget
TOTAL EXPENSES	-	-	-	4,421,527	4,421,527	-	-	4,421,527
NET INCOME	-	-	-	91,784	(91,784)	-	-	91,784

				BRONX CHARTER SCHOOL FOR EXCELLENCE				
				Budget / Operating Plan				
				2018-19				
Total Revenue	-	-	-	4,513,312	(4,513,312)	-	-	4,513,312
Total Expenses	-	-	-	4,421,527	4,421,527	-	-	4,421,527
Net Income	-	-	-	91,784	(91,784)	-	-	91,784
Actual Student Enrollment	-	-	-	-	-	-	-	-
				TOTALS AND VARIANCE ANALYSIS				
*NOTE: Enrollment, Revenue and Expenditure Data IN the 'Total and Variance Analysis' Section is Based on LAST ACTUAL Quarter Completed				Actual	Current Budget (Current Quarter)	Actual vs. Current Budget	Current Budget - TY	Actual vs. Current Budget TY
ENROLLMENT - *School Districts Are Linked To Above Entries*				* Enrollment Data Based on Last Actual Quarter Completed				
NYC CHANCELLOR'S OFFICE				-	-	-	-	-
-				-	-	-	-	-
-				-	-	-	-	-
-				-	-	-	-	-
-				-	-	-	-	-
-				-	-	-	-	-
-				-	-	-	-	-
-				-	-	-	-	-
-				-	-	-	-	-
-				-	-	-	-	-
-				-	-	-	-	-
-				-	-	-	-	-
-				-	-	-	-	-
-				-	-	-	-	-
-				-	-	-	-	-
ALL OTHER School Districts: (Count = 0)				-	-	-	-	-
TOTAL ENROLLMENT	-	-	-	-	-	-	-	-
REVENUE PER PUPIL	-	-	-	-	-	-	-	-
EXPENSES PER PUPIL	-	-	-	-	-	-	-	-

Total Revenue	(4,513,312)	-	-	
Total Expenses	4,421,527	-	-	
Net Income	(91,784)	-	-	
Actual Student Enrollment		-		
*NOTE: Enrollment, Revenue and Expenditure Data IN the 'Total and Variance Analysis' Section is Based on LAST ACTUAL Quarter Completed		Actual vs. Original Budget TY	PY Actual (PY TY / No. of COMPLETED Actual CY	Actual CY vs. Actual PY
REVENUE				
REVENUES FROM STATE SOURCES				
Per Pupil Revenue	2018-19 Per Pupil Rate			
NYC CHANCELLOR'S OFFICE	15,307	(3,673,680)	-	-
-	-	-	-	-
-	-	-	-	-
-	-	-	-	-
-	-	-	-	-
-	-	-	-	-
-	-	-	-	-
-	-	-	-	-
-	-	-	-	-
-	-	-	-	-
-	-	-	-	-
-	-	-	-	-
-	-	-	-	-
-	-	-	-	-
-	-	-	-	-
ALL OTHER School Districts: (Count = 0)	-	-	-	-
TOTAL Per Pupil Revenue (Weighted Average Per Pupil Funding)	15,307	(3,673,680)	-	-
Special Education Revenue		(31,170)	-	-
Grants				
Stimulus		-	-	-
DYCD (Department of Youth and Community Development)		-	-	-
Other		-	-	-
NYC DoE Rental Assistance		(599,230)	-	-
Other		(103,200)	-	-
TOTAL REVENUE FROM STATE SOURCES		(4,407,280)	-	-
REVENUE FROM FEDERAL FUNDING				
IDEA Special Needs		(3,948)	-	-
Title I		(80,055)	-	-
Title Funding - Other		(2,954)	-	-
School Food Service (Free Lunch)		-	-	-
Grants				
Charter School Program (CSP) Planning & Implementation		-	-	-
Other		-	-	-

--	--	--	--

Total Revenue	(4,513,312)	-	-
Total Expenses	4,421,527	-	-
Net Income	(91,784)	-	-
Actual Student Enrollment		-	
*NOTE: Enrollment, Revenue and Expenditure Data IN the 'Total and Variance Analysis' Section is Based on LAST ACTUAL Quarter Completed	Actual vs. Original Budget TY	PY Actual (PY TY / No. of COMPLETED Actual CY	Actual CY vs. Actual PY
Other	-	-	-
TOTAL REVENUE FROM FEDERAL SOURCES	(86,957)	-	-
LOCAL and OTHER REVENUE			
Contributions and Donations	-	-	-
Fundraising	-	-	-
Erate Reimbursement	-	-	-
Earnings on Investments	-	-	-
Interest Income	-	-	-
Food Service (Income from meals)	-	-	-
Text Book	(19,075)	-	-
OTHER	-	-	-
TOTAL REVENUE FROM LOCAL and OTHER SOURCES	(19,075)	-	-
TOTAL REVENUE	(4,513,312)	-	-

Total Revenue	(4,513,312)	-	-	
Total Expenses	4,421,527	-	-	
Net Income	(91,784)	-	-	
Actual Student Enrollment		-		
*NOTE: Enrollment, Revenue and Expenditure Data IN the 'Total and Variance Analysis' Section is Based on LAST ACTUAL Quarter Completed	Actual vs. Original Budget TY	PY Actual (PY TY / No. of COMPLETED Actual CY	Actual CY vs. Actual PY	
EXPENSES	Quarter 0			
ADMINISTRATIVE STAFF PERSONNEL COSTS	No. of Positions			
Executive Management	-	-	-	-
Instructional Management	-	235,000	-	-
Deans, Directors & Coordinators	-	80,000	-	-
CFO / Director of Finance	-	-	-	-
Operation / Business Manager	-	80,000	-	-
Administrative Staff	-	163,600	-	-
TOTAL ADMINISTRATIVE STAFF	-	558,600	-	-
INSTRUCTIONAL PERSONNEL COSTS				
Teachers - Regular	-	589,166	-	-
Teachers - SPED	-	153,117	-	-
Substitute Teachers	-	-	-	-
Teaching Assistants	-	202,400	-	-
Specialty Teachers	-	253,802	-	-
Aides	-	-	-	-
Therapists & Counselors	-	-	-	-
Other	-	75,000	-	-
TOTAL INSTRUCTIONAL	-	1,273,485	-	-
NON-INSTRUCTIONAL PERSONNEL COSTS				
Nurse	-	-	-	-
Librarian	-	-	-	-
Custodian	-	39,140	-	-
Security	-	-	-	-
Other	-	-	-	-
TOTAL NON-INSTRUCTIONAL	-	39,140	-	-
SUBTOTAL PERSONNEL SERVICE COSTS	-	1,871,225	-	-
PAYROLL TAXES AND BENEFITS				
Payroll Taxes		143,149	-	-
Fringe / Employee Benefits		369,415	-	-
Retirement / Pension		50,523	-	-
TOTAL PAYROLL TAXES AND BENEFITS		563,087	-	-
TOTAL PERSONNEL SERVICE COSTS	-	2,434,311	-	-

--	--	--	--

Total Revenue	(4,513,312)	-	-
Total Expenses	4,421,527	-	-
Net Income	(91,784)	-	-
Actual Student Enrollment		-	
*NOTE: Enrollment, Revenue and Expenditure Data IN the 'Total and Variance Analysis' Section is Based on LAST ACTUAL Quarter Completed	Actual vs. Original Budget TY	PY Actual (PY TY / No. of COMPLETED Actual CY	Actual CY vs. Actual PY
CONTRACTED SERVICES			
Accounting / Audit	-	-	-
Legal	6,628	-	-
Management Company Fee	471,652	-	-
Nurse Services	-	-	-
Food Service / School Lunch	-	-	-
Payroll Services	8,042	-	-
Special Ed Services	-	-	-
Titlement Services (i.e. Title I)	-	-	-
Other Purchased / Professional / Consulting	272,686	-	-
TOTAL CONTRACTED SERVICES	759,008	-	-

Total Revenue	(4,513,312)	-	-
Total Expenses	4,421,527	-	-
Net Income	(91,784)	-	-
Actual Student Enrollment		-	
*NOTE: Enrollment, Revenue and Expenditure Data IN the 'Total and Variance Analysis' Section is Based on LAST ACTUAL Quarter Completed	Actual vs. Original Budget TY	PY Actual (PY TY / No. of COMPLETED Actual CY	Actual CY vs. Actual PY
SCHOOL OPERATIONS			
Board Expenses	-	-	-
Classroom / Teaching Supplies & Materials	27,171	-	-
Special Ed Supplies & Materials	-	-	-
Textbooks / Workbooks	19,075	-	-
Supplies & Materials other	85,725	-	-
Equipment / Furniture	40,859	-	-
Telephone	8,514	-	-
Technology	7,551	-	-
Student Testing & Assessment	7,529	-	-
Field Trips	5,803	-	-
Transportation (student)	1,030	-	-
Student Services - other	20,281	-	-
Office Expense	29,442	-	-
Staff Development	17,148	-	-
Staff Recruitment	6,180	-	-
Student Recruitment / Marketing	6,180	-	-
School Meals / Lunch	-	-	-
Travel (Staff)	863	-	-
Fundraising	-	-	-
Other	2,720	-	-
TOTAL SCHOOL OPERATIONS	286,070	-	-
FACILITY OPERATION & MAINTENANCE			
Insurance	14,121	-	-
Janitorial	18,476	-	-
Building and Land Rent / Lease / Facility Finance Interest	599,230	-	-
Repairs & Maintenance	78,679	-	-
Equipment / Furniture	18,540	-	-
Security	12,360	-	-
Utilities	22,183	-	-
TOTAL FACILITY OPERATION & MAINTENANCE	763,588	-	-
DEPRECIATION & AMORTIZATION	178,550	-	-
RESERVES / CONTINGENCY	-	-	-
DEFERRED RENT			

Total Revenue	(4,513,312)	-	-
Total Expenses	4,421,527	-	-
Net Income	(91,784)	-	-
Actual Student Enrollment		-	-
*NOTE: Enrollment, Revenue and Expenditure Data IN the 'Total and Variance Analysis' Section is Based on LAST ACTUAL Quarter Completed	Actual vs. Original Budget TY	PY Actual (PY TY / No. of COMPLETED Actual CY	Actual CY vs. Actual PY
TOTAL EXPENSES	4,421,527	-	-
NET INCOME	(91,784)	-	-

				-
				-
Total Revenue	(4,513,312)	-	-	-
Total Expenses	4,421,527	-	-	-
Net Income	(91,784)	-	-	-
Actual Student Enrollment		-		-
*NOTE: Enrollment, Revenue and Expenditure Data IN the 'Total and Variance Analysis' Section is Based on LAST ACTUAL Quarter Completed		Actual vs. Original Budget TY	PY Actual (PY TY / No. of COMPLETED Actual CY	Actual CY vs. Actual PY
ENROLLMENT - *School Districts Are Linked To Above Entries*				
NYC CHANCELLOR'S OFFICE				-
-				-
-				-
-				-
-				-
-				-
-				-
-				-
-				-
-				-
-				-
-				-
-				-
-				-
-				-
-				-
ALL OTHER School Districts: (Count = 0)				-
TOTAL ENROLLMENT				-
REVENUE PER PUPIL				-
EXPENSES PER PUPIL				-



Annual Report Requirement
for SUNY Authorized Charter Schools
BRONX CHARTER SCHOOL FOR EXCELLENCE 3
2018-19

Administrative
expenditures per pupil:

\$0.00

Per NYS Statute

Administrative expenditures per pupil: the sum of all general administration salaries and other general administration expenditures divided by the total number of enrolled students. Employee benefit costs or expenditures should not be reported here.

***NOTE: THIS TAB ONLY NEEDS TO BE COMPLETED FOR Q4**



Charter Schools Institute
The State University of New York

FOR INSTITUTE USE ONLY

FILING FOR SCHOOL
YEAR: _____

DATE RECEIVED: _____

DISCLOSURE OF FINANCIAL INTEREST
BY A NOT-FOR-PROFIT CHARTER SCHOOL
EDUCATION CORPORATION TRUSTEE

1. Name of education corporation: Bronx Charter School for Excellence
2. Trustee's name (print): JOYCE FROST
3. Position(s) on board, if any: (e.g., chair, treasurer, committee chair, etc.): _____

4. Home address: _____

5. Business address: _____

6. Daytime phone: _____

7. E-mail: _____


8. Is Trustee an employee of the education corporation? ____ Yes. ☒ No. If you checked yes, please provide a description of the position you hold, your salary and your start date.

9. Identify each interest/transaction (and provide the requested information) that you or any of your immediate family members have held or engaged in with the education corporation during the prior school year. If there has been no such financial interest or transaction, please write "None." Please note that if you answered yes to Question 8, you need not disclose again your employment status, salary, etc.

Date(s)	Nature of Financial Interest/Transaction	Steps Taken to Avoid a Conflict of Interest, (e.g., did not vote, did not participate in discussion)	Identity of Person Holding Interest or Engaging in Transaction (e.g., you and/or immediate family member (name))
Please write "None" if applicable. Do not leave this space blank.			

10. Identify each individual, business, corporation, union association, firm, partnership, committee proprietorship, franchise holding company, joint stock company, business or real estate trust, non-profit organization, or other organization or group of people doing business with the education corporation *and* in which such entity, during the preceding school year (July 1 – June 30), you and/or your immediate family member(s) had a financial interest or other relationship. If you are a member, director, officer or employee of an organization formally partnered with the education corporation that is doing business with the education corporation through a management or services agreement, you need not list every transaction between such entity and the education corporation that is pursuant to such agreement; rather, please identify only the name of the entity, your position in the entity as well as the relationship between such entity and the education corporation. If there was no financial interest, please write "None."

Entity Conducting Business with the Education Corporation	Nature of Business Conducted	Approximate Value of the Business Conducted	Name of Trustee and/or Immediate Family Holding an Interest in the Entity Conducting Business with the Education Corporation and the Nature of the Interest	Steps Taken to Avoid Conflict of Interest
Please write "None" if applicable. Do not leave this space blank.				


Signature

11/1/17
Date



Charter Schools Institute
The State University of New York

FOR INSTITUTE USE ONLY

FILING FOR SCHOOL
YEAR: _____

DATE RECEIVED: _____

**DISCLOSURE OF FINANCIAL INTEREST
BY A NOT-FOR-PROFIT CHARTER SCHOOL
EDUCATION CORPORATION TRUSTEE**

1. Name of education corporation: Bronx Charter School for Excellence
2. Trustee's name (print): Kathleen Lathen
3. Position(s) on board, if any: (e.g., chair, treasurer, committee chair, etc.): _____
Chair
4. Home address: _____
5. Business address: _____
6. Daytime phone: _____
7. E-mail: _____
8. Is Trustee an employee of the education corporation? ____ Yes. ☒ No. If you checked yes, please provide a description of the position you hold, your salary and your start date.
9. Identify each interest/transaction (and provide the requested information) that you or any of your immediate family members have held or engaged in with the education corporation during the prior school year. If there has been no such financial interest or transaction, please write "None." Please note that if you answered yes to Question 8, you need not disclose again your employment status, salary, etc.

Date(s)	Nature of Financial Interest/Transaction	Steps Taken to Avoid a Conflict of Interest, (e.g., did not vote, did not participate in discussion)	Identity of Person Holding Interest or Engaging in Transaction (e.g., you and/or immediate family member (name))
NONE Please write "None" if applicable. Do not leave this space blank.			

10. Identify each individual, business, corporation, union association, firm, partnership, committee proprietorship, franchise holding company, joint stock company, business or real estate trust, non-profit organization, or other organization or group of people doing business with the education corporation *and* in which such entity, during the preceding school year (July 1 – June 30), you and/or your immediate family member(s) had a financial interest or other relationship. If you are a member, director, officer or employee of an organization formally partnered with the education corporation that is doing business with the education corporation through a management or services agreement, you need not list every transaction between such entity and the education corporation that is pursuant to such agreement; rather, please identify only the name of the entity, your position in the entity as well as the relationship between such entity and the education corporation. If there was no financial interest, please write "None."

Entity Conducting Business with the Education Corporation	Nature of Business Conducted	Approximate Value of the Business Conducted	Name of Trustee and/or Immediate Family Holding an Interest in the Entity Conducting Business with the Education Corporation and the Nature of the Interest	Steps Taken to Avoid Conflict of Interest
<p>Please write "None" if applicable. Do not leave this space blank.</p> <p>NONE</p>				

Signature

Date

11/3/17



Charter Schools Institute
The State University of New York

FOR INSTITUTE USE ONLY

FILING FOR SCHOOL
YEAR: _____

DATE RECEIVED: _____

**DISCLOSURE OF FINANCIAL INTEREST
BY A NOT-FOR-PROFIT CHARTER SCHOOL
EDUCATION CORPORATION TRUSTEE**

1. Name of education corporation: BCSE

2. Trustee's name (print): Lisa Kelli

3. Position(s) on board, if any: (e.g., chair, treasurer, committee chair, etc.): _____

Treasurer

4. Home address: _____

5. Business Address: _____

6. Daytime phone: _____

7. E-mail: _____

8. Is Trustee an employee of the education corporation? ____ Yes. ☒ No. If you checked yes, please provide a description of the position you hold, your salary and your start date.

9. Identify each interest/transaction (and provide the requested information) that you or any of your immediate family members have held or engaged in with the education corporation during the prior school year. If there has been no such financial interest or transaction, please write "None." Please note that if you answered yes to Question 8, you need not disclose again your employment status, salary, etc.

Date(s)	Nature of Financial Interest/Transaction	Steps Taken to Avoid a Conflict of Interest, (e.g., did not vote, did not participate in discussion)	Identity of Person Holding Interest or Engaging in Transaction (e.g., you and/or immediate family member (name))
None	None	None	None
Please write "None" if applicable. Do not leave this space blank.			

10. Identify each individual, business, corporation, union association, firm, partnership, committee proprietorship, franchise holding company, joint stock company, business or real estate trust, non-profit organization, or other organization or group of people doing business with the education corporation *and* in which such entity, during the preceding school year (July 1 – June 30), you and/or your immediate family member(s) had a financial interest or other relationship. If you are a member, director, officer or employee of an organization formally partnered with the education corporation that is doing business with the education corporation through a management or services agreement, you need not list every transaction between such entity and the education corporation that is pursuant to such agreement; rather, please identify only the name of the entity, your position in the entity as well as the relationship between such entity and the education corporation. If there was no financial interest, please write "None."

Entity Conducting Business with the Education Corporation	Nature of Business Conducted	Approximate Value of the Business Conducted	Name of Trustee and/or Immediate Family Holding an Interest in the Entity Conducting Business with the Education Corporation and the Nature of the Interest	Steps Taken to Avoid Conflict of Interest
Jones Lang LaSalle ("JLL")	JLL (my employer) provided project management services - overseeing the construction of Bronx School of Excellence I	2016/2017 - 61224.22	Lisa Kiell	no involvement at all in business or financial dealing JLL was hired and bulk of work completed prior to my involvement as trustee I work in separate department at JLL

Lisa Kiell
Signature

11/28/17
Date



Charter Schools Institute
The State University of New York

FOR INSTITUTE USE ONLY
FILING FOR SCHOOL
YEAR: _____
DATE RECEIVED: _____

**DISCLOSURE OF FINANCIAL INTEREST
BY A NOT-FOR-PROFIT CHARTER SCHOOL
EDUCATION CORPORATION TRUSTEE**

1. Name of education corporation: Bronx Charter School for Excellence

2. Trustee's name (print): Mardi Scheeter

3. Position(s) on board, if any: (e.g., chair, treasurer, committee chair, etc.):
Vice Chair

4. Home address:

5. Business address:

6. Daytime phone:

7. E-mail:

8. Is Trustee an employee of the education corporation? ___ Yes. ☒ No. If you checked yes, please provide a description of the position you hold, your salary and your start date.


9. Identify each interest/transaction (and provide the requested information) that you or any of your immediate family members have held or engaged in with the education corporation during the prior school year. If there has been no such financial interest or transaction, please write "None." Please note that if you answered yes to Question 8, you need not disclose again your employment status, salary, etc.

Date(s)	Nature of Financial Interest/Transaction	Steps Taken to Avoid a Conflict of Interest, (e.g., did not vote, did not participate in discussion)	Identity of Person Holding Interest or Engaging in Transaction (e.g., you and/or immediate family member (name))
None	None	None	None
Please write "None" if applicable. Do not leave this space blank.			

10. Identify each individual, business, corporation, union association, firm, partnership, committee proprietorship, franchise holding company, joint stock company, business or real estate trust, non-profit organization, or other organization or group of people doing business with the education corporation *and* in which such entity, during the preceding school year (July 1 – June 30), you and/or your immediate family member(s) had a financial interest or other relationship. If you are a member, director, officer or employee of an organization formally partnered with the education corporation that is doing business with the education corporation through a management or services agreement, ~~you need not list every transaction between such entity and the education corporation that is pursuant to such agreement; rather, please identify only the name of the entity, your position in the entity as well as the relationship between such entity and the education corporation. If there was no financial interest, please write "None."~~

Entity Conducting Business with the Education Corporation	Nature of Business Conducted	Approximate Value of the Business Conducted	Name of Trustee and/or Immediate Family Holding an Interest in the Entity Conducting Business with the Education Corporation and the Nature of the Interest	Steps Taken to Avoid Conflict of Interest
Yonkins & Schechter LLP (partners) Did business with EMD Excellence Community Schools	Handled lease negotiations for space at 2090 South Ave	Value of services = \$10,953.18 Pd. \$1,539.72 Written off \$2123.43 pro bono	MWJi Schechter, Partner of Yonkins & Schechter	Handled by independent attorney

please write "None" if applicable. Do not leave this space blank.


Signature

11-1-17
Date



Charter Schools Institute
The State University of New York

FOR INSTITUTE USE ONLY

FILING FOR SCHOOL
YEAR: _____


DATE RECEIVED: _____


DISCLOSURE OF FINANCIAL INTEREST
BY A NOT-FOR-PROFIT CHARTER SCHOOL
EDUCATION CORPORATION TRUSTEE


1. Name of education corporation: Bronx Charter School for Excellence


2. Trustee's name (print): STACEY LAUREN

3. Position(s) on board, if any: (e.g., chair, treasurer, committee chair, etc.):
SECRETARY

4. Home address: 

5. Business address: 

6. Daytime phone: 

7. E-mail: 


8. Is Trustee an employee of the education corporation? ☐ Yes. ☒ No. If you checked yes, please provide a description of the position you hold, your salary and your start date.

9. Identify each interest/transaction (and provide the requested information) that you or any of your immediate family members have held or engaged in with the education corporation during the prior school year. If there has been no such financial interest or transaction, please write "None." Please note that if you answered yes to Question 8, you need not disclose again your employment status, salary, etc.

Date(s)	Nature of Financial Interest/Transaction	Steps Taken to Avoid a Conflict of Interest, (e.g., did not vote, did not participate in discussion)	Identity of Person Holding Interest or Engaging in Transaction (e.g., you and/or immediate family member (name))
<p><i>Please write "None" if applicable. Do not leave this space blank.</i></p> <p><u>NONE</u></p>			

10. Identify each individual, business, corporation, union association, firm, partnership, committee proprietorship, franchise holding company, joint stock company, business or real estate trust, non-profit organization, or other organization or group of people doing business with the education corporation *and* in which such entity, during the preceding school year (July 1 – June 30), you and/or your immediate family member(s) had a financial interest or other relationship. If you are a member, director, officer or employee of an organization formally partnered with the education corporation that is doing business with the education corporation through a management or services agreement, you need not list every transaction between such entity and the education corporation that is pursuant to such agreement; rather, please identify only the name of the entity, your position in the entity as well as the relationship between such entity and the education corporation. If there was no financial interest, please write "None."

Entity Conducting Business with the Education Corporation	Nature of Business Conducted	Approximate Value of the Business Conducted	Name of Trustee and/or Immediate Family Holding an Interest in the Entity Conducting Business with the Education Corporation and the Nature of the Interest	Steps Taken to Avoid Conflict of Interest
JLL Please write "None" if applicable.	Project Management		STACEY LAUREN HUSBAND & FRANK DOYLE EMPLOYEE ASSET MANAGEMENT	NOT involved NOT His Expertise


 Signature

11/15/2017
 Date



Charter Schools Institute
The State University of New York

FOR INSTITUTE USE ONLY

FILING FOR SCHOOL

YEAR: _____

DATE RECEIVED: _____

DISCLOSURE OF FINANCIAL INTEREST
BY A NOT-FOR-PROFIT CHARTER SCHOOL
EDUCATION CORPORATION TRUSTEE

1. Name of education corporation: Excellence Community Schools
2. Trustee's name (print): Tanya Pierre
3. Position(s) on board, if any: (e.g., chair, treasurer, committee chair, etc.): _____

4. Home address: _____

5. Business address: _____

6. Daytime phone: _____

7. E-mail: _____

8. Is Trustee an employee of the education corporation? ☒ Yes. ☐ No. If you checked yes, please provide a description of the position you hold, your salary and your start date.

Chief Academic Officer ; 160,000 \$; Sept 2007

9. Identify each interest/transaction (and provide the requested information) that you or any of your immediate family members have held or engaged in with the education corporation during the prior school year. If there has been no such financial interest or transaction, please write "None." Please note that if you answered yes to Question 8, you need not disclose again your employment status, salary, etc.

Date(s)	Nature of Financial Interest/Transaction	Steps Taken to Avoid a Conflict of Interest, (e.g., did not vote, did not participate in discussion)	Identity of Person Holding Interest or Engaging in Transaction (e.g., you and/or immediate family member (name))
Please write "None" if applicable. Do not leave this space blank.			

10. Identify each individual, business, corporation, union association, firm, partnership, committee proprietorship, franchise holding company, joint stock company, business or real estate trust, non-profit organization, or other organization or group of people doing business with the education corporation *and* in which such entity, during the preceding school year (July 1 – June 30), you and/or your immediate family member(s) had a financial interest or other relationship. If you are a member, director, officer or employee of an organization formally partnered with the education corporation that is doing business with the education corporation through a management or services agreement, you need not list every transaction between such entity and the education corporation that is pursuant to such agreement; rather, please identify only the name of the entity, your position in the entity as well as the relationship between such entity and the education corporation. If there was no financial interest, please write "None."

Entity Conducting Business with the Education Corporation	Nature of Business Conducted	Approximate Value of the Business Conducted	Name of Trustee and/or Immediate Family Holding an Interest in the Entity Conducting Business with the Education Corporation and the Nature of the Interest	Steps Taken to Avoid Conflict of Interest
Excellence Community Schools	management <i>Please write "None" if applicable.</i>	Chief Academic Officer	Self <i>Do not leave this space blank</i>	do not vote on any financial matters connected to ECS.

Janya Pierre
Signature

12/20/17
Date



Entry 8 BOT Table

Last updated: 08/01/2018

1. Current Board Member Information (Enter info for each BOT member)

	Trustee Name and Email Address	Position on the Board	Committee Affiliations	Voting Member Per By-Laws (Y/N)	Number of Terms Served	Start Date of Current Term (MM/DD/YYYY)	End Date of Current Term (MM/DD/YYYY)	Board Meetings Attended During 2017-18
1	Kathy Lathen, [REDACTED]	Chair	Finance Executive Disciplinary	Yes	1	7/1/2017	6/30/2020	5 or less
2	Mardi Schechter, [REDACTED]	Vice Chair	Executive Disciplinary	Yes	3	5/1/2018	5/1/2021	5 or less
3	Joyce Frost, [REDACTED]	Other	Finance Executive Disciplinary	Yes	4	7/1/2016	6/30/2019	5 or less
4	Lisa Keill, [REDACTED]	Treasurer	Finance Executive Disciplinary	Yes	1	7/1/2016	6/30/2019	5 or less
5	Tanya Pierre, [REDACTED]	Trustee/Member	Executive Disciplinary	No	1	7/1/2017	6/30/2020	5 or less
6	Lena [REDACTED]	Parent Rep		No	1	7/1/2017	6/30/2020	5 or less
7								5 or less
8								
9								

1a. Are there more that 9 members of the Board of Trustees?	No
2. Total number of members on June 30, 2018	7
3. Total number of members joining the Board during the 2017-18 school year	3
4. Total number of members departing the Board during the 2017-18 school year	0
5. Number of voting members in 2017-18, as set by the by-laws, resolution or minutes	3
6. Number of Board meetings conducted during the 2017-18 School Year	5
7. Number of Board meetings scheduled for the coming 2018-19 school year	5

Thank you.



Entry 10 Enrollment and Retention of Special Populations

Last updated: 08/01/2018

[Instructions for Reporting Enrollment and Retention Strategies](#)

Describe the efforts the charter school has made in 2017-18 toward meeting targets to attract and retain enrollment of students with disabilities, English language learners, and students who are economically disadvantaged. In addition, describe the school's plans for meeting or making progress toward meeting its enrollment and retention targets in 2018-19.

BRONX CS FOR EXCELLENCE 3 (SUNY TRUSTEES)Section Heading

Recruitment/Attraction Efforts Toward Meeting Targets

	Describe Recruitment Efforts in 2017-18	Describe Recruitment Plans in 2018-19)
Economically Disadvantaged	During our student recruitment process, we widely advertise our admissions window in Bronx newspapers that reaches out to various areas where economically disadvantaged families reside. For our online application, we indicate it as a preference to encourage families to apply. We inform families we are a public school and that there is no cost associated with attending. For families who are in severe need and cannot afford the entire uniform, we provide as much assistance as we can so they get what they need.	We will continue to advertise with papers that we know are delivered to areas of ED families. We also advertise in free newspapers so that we reach families who are unable to afford to purchase other publications. We will continue to provide assistance for uniforms for those families who are in severe need. We also plan to request an amendment to make this an official preference for the school, falling after the sibling preference.
English Language Learners	As part of our student recruitment process every year, we advertise in various local papers. During this time, bilingual staff members from BCSE visit various early childhood education centers to distribute applications and share knowledge about what the school has to offer for students who are English Language Learners (ELL). Currently, our applications are translated in Spanish and Bengali.	We will continue our efforts by continuing to advertise and visit early childhood education centers. We will also attend Charter School open houses that are offered by the NYC Charter School Center. We hope to one day be able to set up an Charter School open house solely in the Bronx to reach out to more families.
Students with Disabilities	During our student recruitment process, prospective families who indicate they have a child with a disability are informed that we have a dedicated student support service department that will help them one on one once they are accepted.	We will continue to extend our time and knowledge on a case by case basis for those families who have a child with a disability. It is very important for us to keep this culture as it shows how hard we are willing to work with a parent in making their child succeed no matter what setting is required.

Retention Efforts Toward Meeting Targets

	Describe Retention Efforts in 2017-18	Describe Retention Plans in 2018-19)
Economically Disadvantaged	Once we have established who falls into the criteria, we are able to connect with camps and programs that specifically target this population. We then work with the families who are interested in these programs and go through the steps of putting the student in the program. Programs have been offered during the school year and in the summer.	We will continue to research what programs are offered to this specific population and provide them with as many opportunities as we can for their children. We are working on obtaining uniform vouchers for those families who absolutely cannot afford uniforms for their children. New for this year, we have been accepted into the "Cool Culture" programs which will allow all kindergarten families to attend the 90 cultural and art institutions.
English Language Learners	At the time of registration, families are given a survey that helps to identify what the primary language in the household is. We find that 10%-15% of kindergarten students are eligible for NYSITELL testing. This test helps us identify the level of English proficiency in the student. Through immersion and high quality assistance from the teachers, students are tested out by the time they first or second grade.	The process for identifying ELL students will remain the same as it has worked over the years. One new addition we will work to implement this year is purchasing literature or software. An additional supplement they can do at home with their families so that they all are getting the benefit of learning.
Students with Disabilities	BCSE mainstreams students with special needs. Additionally, BCSE serves students who have special learning needs and provides services including: Integrated Co-Teaching (ICT), Special Education Teacher Support Services (SETSS), Counseling, Speech, Occupational Therapy and Physical Therapy. We also have staffed positions whose focus is solely on student with disabilities. They work hard to get students the services they need so that eventually the student can be phased out of the Individualized Educational Plan they were given.	We will continue to work with families on a case by case basis to educate them on what the child's IEP means and why they should receive the recommended service. We will begin servicing the child as soon as possible. If for any reason, a parent doesn't agree with the mandated services, we will help them with the appeal process as well. The ultimate goal is get the correct services for the student so that they can eventually go from what may be a complex setting to a less complex setting then eventually phasing out.



Entry 11 Classroom Teacher and Administrator Attrition

Last updated: 08/01/2018

Report changes in teacher and administrator staffing.

Instructions for completing the Classroom Teacher and Administrator Attrition Tables

Charter schools must complete the tables titled 2017-2018 Classroom Teacher and Administrator Attrition to report changes in teacher and administrator staffing during the 2017-2018 school year. Please provide the full time equivalent (FTE) of staff on June 30, 2017; the FTE for any departed staff from July 1, 2017 through June 30, 2018; the FTE for added staff from July 1, 2017 through June 30, 2018; and the FTE of staff added in newly created positions from July 1, 2017 through June 30, 2018 using the tables provided.

1. Classroom Teacher Attrition Table

	FTE Classroom Teachers on 6/30/17	FTE Classroom Teachers Departed 7/1/17 - 6/30/18	FTE Classroom Teachers Filling Vacant Positions 7/1/17 - 6/30/18	FTE Classroom Teachers Added in New Positions 7/1/17 - 6/30/18	FTE of Classroom Teachers on 6/30/18
	0	1	1	9	9

2. Administrator Position Attrition Table

	FTE Administrative Positions on 6/30/17	FTE Administrators Departed 7/1/17 - 6/30/18	FTE Administrators Filling Vacant Positions 7/1/17 - 6/30/18	FTE Administrators Added in New Positions 7/1/17 - 6/30/18	FTE Administrative Positions on 6/30/18
	0	0	0	1	1

3. Tell your school's story

Charter schools may provide additional information in this section of the Annual Report about their respective teacher and administrator attrition rates as some teacher or administrator departures do not reflect advancement or movement within the charter school networks. Schools may provide additional detail to reflect a teacher’s advancement up the ladder to a leadership position within the network or an administrator’s movement to lead a new network charter school.

BCSE 3 is a new and expanding school, with a foundation based on our Excellence Model. The large increase in positions is related to the opening of BCSE 3 after 6/30/17. These were counted as new positions when responding to the ‘new positions’ question.

4. Charter schools must ensure that all prospective employees receive clearance through [the NYSED Office of School Personnel Review and Accountability](#) (OSPRA) prior to employment. After an employee has been cleared, schools are required to maintain proof of such clearance in the file of each employee. For the safety of all students, charter schools must take immediate steps to terminate the employment of individuals who have been denied clearance. Once the employees have been terminated, the school must terminate the request for clearance in the TEACH system.

Have all employees have been cleared through the NYSED TEACH system?

Yes

5. For perspective or current employees whose clearance has been denied, have you terminated their employment and removed them from the TEACH system?

	Not Applicable
--	----------------

Thank you

Excellence Community Schools - Bronx

2018-2019 School Calendar

181 School Days

July 2018						
Su	M	Tu	W	Th	F	S
1	2	3	4	5	6	7
8	9	10	11	12	13	14
15	16	17	18	19	20	21
22	23	24	25	26	27	28
29	30	31				

October 2018						
Su	M	Tu	W	Th	F	S
	1	2	3	4	5	6
7	8	9	10	11	12	13
14	15	16	17	18	19	20
21	22	23	24	25	26	27
28	29	30	31			

January 2019						
Su	M	Tu	W	Th	F	S
		1	2	3	4	5
6	7	8	9	10	11	12
13	14	15	16	17	18	19
20	21	22	23	24	25	26
27	28	29	30	31		

April 2019						
Su	M	Tu	W	Th	F	S
	1	2	3	4	5	6
7	8	9	10	11	12	13
14	15	16	17	18	19	20
21	22	23	24	25	26	27
28	29	30				

School Closed/ Holidays

School Closed/Recess

Blackout Days

Midterms/Finals - ES

End of MP - Elem

End of MP - MS

Saturday Academy

August 2018						
Su	M	Tu	W	Th	F	S
			1	2	3	4
5	6	7	8	9	10	11
12	13	14	15	16	17	18
19	20	21	22	23	24	25
26	27	28	29	30	31	

November 2018						
Su	M	Tu	W	Th	F	S
				1	2	3
4	5	6	7	8	9	10
11	12	13	14	15	16	17
18	19	20	21	22	23	24
25	26	27	28	29	30	

February 2019						
Su	M	Tu	W	Th	F	S
					1	2
3	4	5	6	7	8	9
10	11	12	13	14	15	16
17	18	19	20	21	22	23
24	25	26	27	28		

May 2019						
Su	M	Tu	W	Th	F	S
			1	2	3	4
5	6	7	8	9	10	11
12	13	14	15	16	17	18
19	20	21	22	23	24	25
26	27	28	29	30	31	

Network Staff PD (Students not in attendance)

First and Last Day of School

MAP/Reading Testing

Midterms/Finals - MS

NYS Testing (Time requests also denied)

New Employees Start

Existing Employees Return

September 2018						
Su	M	Tu	W	Th	F	S
						1
2	3	4	5	6	7	8
9	10	11	12	13	14	15
16	17	18	19	20	21	22
23	24	25	26	27	28	29

December 2018						
Su	M	Tu	W	Th	F	S
						1
2	3	4	5	6	7	8
9	10	11	12	13	14	15
16	17	18	19	20	21	22
23	24	25	26	27	28	29

March 2019						
Su	M	Tu	W	Th	F	S
					1	2
3	4	5	6	7	8	9
10	11	12	13	14	15	16
17	18	19	20	21	22	23
24	25	26	27	28	29	30

June 2019						
Su	M	Tu	W	Th	F	S
						1
2	3	4	5	6	7	8
9	10	11	12	13	14	15
16	17	18	19	20	21	22
23	24	25	26	27	28	29

17