



# Entry 1 School Information

Last updated: 07/27/2017

Please be advised that you will need to complete this cover page (including signatures) before all of the other tasks assigned to you by your authorizer are visible on your task page. While completing this task, please ensure that you select the correct authorizer **(as of June 30, 2017)** or you may not be assigned the correct tasks.

**a. SCHOOL NAME AND BEDS#** CENTRAL BROOKLYN ASCEND CS (SUNY Trustees)

(Select name from the drop down menu)

**b. CHARTER AUTHORIZER** SUNY-Authorized Charter School

(For technical reasons, please re-select authorizer name from the drop down menu).

**c. DISTRICT / CSD OF LOCATION** NYC CSD 22

## d1. SCHOOL INFORMATION

	PRIMARY ADDRESS	PHONE NUMBER	FAX NUMBER	EMAIL ADDRESS
	465 East 29th Street, Brooklyn NY 11226	[REDACTED]		

## d2. PHONE CONTACT NUMBER FOR AFTER HOURS EMERGENCIES

Contact Name	Andrew Epstein
Title	Chief Financial Officer
Emergency Phone Number (###-###-####)	[REDACTED]

**e. SCHOOL WEB ADDRESS (URL)** [www.ascendlearning.org](http://www.ascendlearning.org)

**f. DATE OF INITIAL CHARTER** 01/2013

**g. DATE FIRST OPENED FOR INSTRUCTION** 09/2014

i. TOTAL ENROLLMENT ON JUNE 30, 2017 325


j. GRADES SERVED IN SCHOOL YEAR 2016-17

Check all that apply

Grades Served	K, 1, 2, 3
---------------	------------

k1. DOES THE SCHOOL CONTRACT WITH A CHARTER OR EDUCATIONAL MANAGEMENT ORGANIZATION? Yes

k2. NAME OF CMO/EMO AND ADDRESS

NAME OF CMO/EMO	Ascend Learning
PHYSICAL STREET ADDRESS	
CITY	
STATE	
ZIP CODE	
EMAIL ADDRESS	

l1. FACILITIES

Does the school maintain or operate multiple sites?

	No, just one site.
--	--------------------

12. SCHOOL SITES

Please list the sites where the school will operate for the upcoming school year.

	Physical Address	Phone Number	District/CSD	Grades Served at Site	School at Full Capacity at Site	Facilities Agreement
Site 1 (same as primary site)	465 East 29th Street, Brooklyn NY 11226		CSD 22	k-4	No	Rent/Lease
Site 2						
Site 3						

12a. Please provide the contact information for Site 1.

	Name	Work Phone	Alternate Phone	Email Address
School Leader	Michelle Flowers			
Operational Leader	Dominique Artamin			
Compliance Contact	Genevieve de Gaillande			
Complaint Contact	Brandon Sorlie			

m1. Is the school or are the school sites co-located? No

n1. Were there any revisions to the school’s charter during the 2016-17 school year? (Please include approved or pending material and non-material charter revisions). No


**o. Name and Position of Individual(s) Who Completed the 2016-17 Annual Report.**

Susan Pollock, President


**p. Our signatures below attest that all of the information contained herein is truthful and accurate and that this charter school is in compliance with all aspects of its charter, and with all pertinent Federal, State, and local laws, regulations, and rules. We understand that if any information in any part of this report is found to have been deliberately misrepresented, that will constitute grounds for the revocation of our charter. Check **YES** if you agree and then use the mouse on your PC or the stylist on your mobile device to sign your name).**

Yes

**Signature, Head of Charter School**

A handwritten signature in black ink, appearing to be 'M. Flannery'.

**Signature, President of the Board of Trustees**

A handwritten signature in black ink, appearing to be 'Susan Pollock'.

**Date**

2017/07/27

**Thank you.**



# Entry 2 NYS School Report Card Link

Last updated: 07/27/2017

---

## **1. NEW YORK STATE REPORT CARD**

<https://data.nysed.gov/reportcard.php?year=2016&instid=800000076143>

**Provide a direct URL or web link to the most recent New York State School Report Card for the charter school (See <https://reportcards.nysed.gov/>).**

(Charter schools completing year one will not yet have a School Report Card or link to one. Please type "URL is not available" in the space provided).



# Entry 4 Expenditures per Child

Last updated: 08/01/2017

## Financial Information

This information is required of ALL charter schools. Provide the following measures of fiscal performance of the charter school in Appendix B (Total Expenditures and Administrative Expenditures Per Child):

### 1. Total Expenditures Per Child

To calculate '**Total Expenditures per Child**' take total expenditures (from the unaudited 2016-17 Schedule of Functional Expenses) and divide by the year end FTE student enrollment. (Integers Only. No dollar signs or commas).

**Note:** The information on the Schedule of Functional Expenses on pages 41-43 of the Audit Guide can help schools locate the amounts to use in the two per pupil calculations: <http://www.p12.nysed.gov/psc/AuditGuide.html>

Line 1: Total Expenditures	6348982
Line 2: Year End FTE student enrollment	336
Line 3: Divide Line 1 by Line 2	18896

## 2. Administrative Expenditures per Child

To calculate **'Administrative Expenditures per Child'** To calculate "Administrative Expenditures per Child" first *add* together the following:

1. Take the relevant portion from the 'personnel services cost' row and the 'management and general' column (from the unaudited 2016-17 Schedule of Functional Expenses)
2. Any contracted administrative/management fee paid to other organizations or corporations
3. Take the total from above and divide it by the year-end FTE enrollment. The relevant portion that must be included in this calculation is defined as follows:

Administrative Expenditures: Administration and management of the charter school includes the activities and personnel of the offices of the chief school officer, the finance or business offices, school operations personnel, data management and reporting, human resources, technology, etc. It also includes those administrative and management services provided by other organizations or corporations on behalf of the charter school for which the charter school pays a fee or other compensation. Do not include the FTE of personnel whose role is to directly support the instructional program.

**Notes:**  
***The information on the Schedule of Functional Expenses on pages 41-43 of the Audit Guide can help schools locate the amounts to use in the two per pupil calculations:***  
***<http://www.p12.nysed.gov/psc/AuditGuide.html>.***  
**Employee benefit costs or expenditures should not be reported in the above calculations.**

Line 1: Relevant Personnel Services Cost (Row)	286803
Line 2: Management and General Cost (Column)	871484
Line 3: Sum of Line 1 and Line 2	1158287
Line 5: Divide Line 3 by the Year End FTE student enrollment	3447

***Thank you.***



**Charter Schools Institute**  
The State University of New York

## GENERAL INSTRUCTIONS FOR ANNUAL BUDGET/QUARTERLY REPORT

### TEMPLATE TABS

#### 1- GRAY tab contains the Instructions

<a href="#">Instructions</a>	Provides description of tabs and input requirements.
<a href="#">Funding by District</a>	Charter School Tuition Rates




#### 2- BLUE tabs require input of information

<a href="#">1.) Name of School</a>	>Select school name from list. >Enter contact information.
<a href="#">2.) Enrollment</a>	Enter enrollment information for Annual Budget (& Revisions) and Quarterly Actuals. Includes: >Enrollment by Grade >Enrollment by District
<a href="#">3.) Staffing Plan</a>	Enter staffing plan information for Annual Budget (& Revisions) and Quarterly Actuals. Includes: >Full Time Equivalent (FTE), by Position Category, By Quarter
<a href="#">4.) Yearly Budget</a>	Enter Yearly Budget information. Includes: >"Pior Year" column may be completed based upon preliminary data, and adjusted with Annual Audited data when the Quarter 2 Actuals are being submitted. (Note: Quarterly Revenue allocation may be set) >Budgeted Enrollment data and Per Pupil Revenue for the current year are populated based upon input on tab "2.) Enrollment." >Budgeted FTE for current year is populated based upon input on tab "3.) Staffing Plan." >All other sources of revenue >All expenses >Budget Revisions, as necessary and <i>approved</i> by the school's Board of Directors, should be submitted when submitting Quarterly Actuals
<a href="#">5.) Balance Sheet</a>	Enter Balance Sheet information for EdCorps. Separate schools merged into a primary EdCorp should NOT use this tab. >"Pior Year" column may be completed based upon preliminary data, and adjusted with Annual Audited data when the Quarter 2 Actuals are being submitted.



<a href="#">6.) Quarterly Report</a>	Enter Actual Quarterly Report information . Includes: >Actual Enrollment data and Per Pupil Revenue for the current year are populated based upon input on tab "2.) Enrollment." >Actual FTE for current year is populated based upon input on tab "3.) Staffing Plan." >All other sources of revenue >All expenses
<a href="#">7.) Annual Report Requirement</a>	Complete when submitting Actual Quarter 4.

#### CELL COLORS & GUIDANCE COMMENTS

-  = Enter information into the light BLUE shaded cells.
-  = Cells labeled in ORANGE contain guidance regarding the input of information.
-  = Cells containing RED triangles in the upper right corner contain "guidance comments" on that particular line item. Please "mouse-over" the triangle to reveal each comment.

Ver. 20170606

**Charter Funding Alphabetical By NYS School District**  
**\* (Sum of Charter School Basic Tuition and Supplemental Basic Tuition)**



## ANNUAL BUDGET & QUARTERLY REPORT TEMPLATE

### Central Brooklyn Ascend Charter School

#### SCHOOL

Name:	Central Brooklyn Ascend Charter School
-------	----------------------------------------

#### CONTACT INFORMATION

Contact Name:	Andrew Epstein
Contact Title:	Chief Financial Officer, Ascend Learning, Inc.
Contact Email:	
Contact Phone:	

#### REPORT PERIOD

Current Academic Year:	2017-18
Prior Academic Year:	2016-17

**CENTRAL BROOKLYN ASCEND CHARTER SCHOOL**  
**2017-18**

## ENROLLMENT BY GRADES

<b>GRADES</b>	<b>K</b>	<b>1</b>	<b>2</b>	<b>3</b>	<b>4</b>	<b>5</b>	<b>6</b>
<b>INITIAL BUDGETED ENROLLMENT</b>	87	87	84	84	84		
<b>TOTAL ENROLLMENT = 426</b>							

## ENROLLMENT BY DISTRICT

[illegible]

[illegible]

[illegible]



AL BROOKLYN ASCEND CHARTER SCHOOL  
2017-18

CENTRAL BROOKLYN ASCEND CHARTER SCHOOL  
2017-18

PLAN - FULL TIME EQUIVALENT

STAFFING PLAN - FULL TIME EQUIVALENT ("FTE")

**\*NOTE:** Enter the number of FTE positions in the "blue" cells.

**\*NOTE:** Enter the number of FTE positions in the "blue" cells.

**\*NOTE:** If there are NO budget revisions at the time of quarterly submittal leave the 'REVISED' Column(s) COMPLETELY BLANK.

**\*NOTE:**

ADMINISTRATIVE PERSONNEL FTE	ADMINISTRATIVE PERSONNEL FTE
Executive Management	Executive Management
Instructional Management	Instructional Management
Deans, Directors & Coordinators	Deans, Directors & Coordinators
CFO / Director of Finance	CFO / Director of Finance
Operation / Business Manager	Operation / Business Manager
Administrative Staff	Administrative Staff
TOTAL ADMINISTRATIVE STAFF	TOTAL ADMINISTRATIVE STAFF

PRIOR YEAR
2016-17
ACTUAL
1.0
4.0
1.0
3.0
9.0

ANNUAL BUDGETED FTE							
Q1		Q2		Q3		Q4	
Original	Revised	Original	Revised	Original	Revised	Original	Revised
1.0		1.0		1.0		1.0	
5.0		5.0		5.0		5.0	
1.0		1.0		1.0		1.0	
4.0		4.0		4.0		4.0	
11.0	0.0	11.0	0.0	11.0	0.0	11.0	0.0

INSTRUCTIONAL PERSONNEL FTE	INSTRUCTIONAL PERSONNEL FTE
Teachers - Regular	Teachers - Regular
Teachers - SPED	Teachers - SPED
Substitute Teachers	Substitute Teachers
Teaching Assistants	Teaching Assistants
Specialty Teachers	Specialty Teachers
Aides	Aides
Therapists & Counselors	Therapists & Counselors
Other	Other
TOTAL INSTRUCTIONAL	TOTAL INSTRUCTIONAL

PRIOR YEAR
2016-17
ACTUAL
18.0
4.0
3.0
0.0
3.0
28.0

ANNUAL BUDGETED FTE							
Q1		Q2		Q3		Q4	
Original	Revised	Original	Revised	Original	Revised	Original	Revised
25.0		25.0		25.0		25.0	
7.0		7.0		7.0		7.0	
1.0		1.0		1.0		1.0	
3.0		3.0		3.0		3.0	
5.0		5.0		5.0		5.0	
41.0	0.0	41.0	0.0	41.0	0.0	41.0	0.0

NON-INSTRUCTIONAL PERSONNEL FTE	NON-INSTRUCTIONAL PERSONNEL FTE
Nurse	Nurse
Librarian	Librarian
Custodian	Custodian
Security	Security
Other	Other
TOTAL NON-INSTRUCTIONAL	TOTAL NON-INSTRUCTIONAL

PRIOR YEAR
2016-17
ACTUAL
2.0
2.0

ANNUAL BUDGETED FTE							
Q1		Q2		Q3		Q4	
Original	Revised	Original	Revised	Original	Revised	Original	Revised
2.0		2.0		2.0		2.0	
2.0	0.0	2.0	0.0	2.0	0.0	2.0	0.0

TOTAL PERSONNEL SERVICE FTE	TOTAL PERSONNEL SERVICE FTE
-----------------------------	-----------------------------

39.0
------

54.0	0.0	54.0	0.0	54.0	0.0	54.0	0.0
------	-----	------	-----	------	-----	------	-----



AL BROOKLYN ASCEND CHARTI  
2017-18

PLAN - FULL TIME EQUIVALI

**\*NOTE:** Enter the number of FTE  
positions in the "blue" cells.

Id be input.

**\*NOTE:** State the assumptions that are being  
made for personnel FTE levels.

ADMINISTRATIVE PERSONNEL FTE	
	Q4
	Actual
Executive Management	
Instructional Management	
Deans, Directors & Coordinators	
CFO / Director of Finance	
Operation / Business Manager	
Administrative Staff	
TOTAL ADMINISTRATIVE STAFF	0.0

Description of Assumptions

INSTRUCTIONAL PERSONNEL FTE	
	Q4
	Actual
Teachers - Regular	
Teachers - SPED	
Substitute Teachers	
Teaching Assistants	
Specialty Teachers	
Aides	
Therapists & Counselors	
Other	
TOTAL INSTRUCTIONAL	0.0

Description of Assumptions

NON-INSTRUCTIONAL PERSONNEL FTE	
	Q4
	Actual
Nurse	
Librarian	
Custodian	
Security	
Other	
TOTAL NON-INSTRUCTIONAL	0.0

Description of Assumptions

TOTAL PERSONNEL SERVICE FTE	0.0
-----------------------------	-----

--

		CENTRAL BROOKLYN ASCEND CHARTER SCHOOL							
		Budget / Operating Plan							
		2017-18							
Total Revenue		-	2,063,800	-	-	2,100,573	-	-	2,100,573
Total Expenses		-	1,925,830	-	-	1,977,830	-	-	1,977,830
Net Income		-	137,970	-	-	122,743	-	-	122,743
Actual Student Enrollment		336	426	-	-	426	-	-	426
		Prior Year Actual	1st Quarter - 7/1 - 9/30			2nd Quarter - 10/1 - 12/31			3rd Quarter
		2016-17 Revenue Per Pupil	Original Budget	Revised Budget	Variance	Original Budget	Revised Budget	Variance	Original Budget
REVENUE		Allocate Per Pupil Revenue by Quarter	*NOTE: If there are NO budget revisions at the time of quarterly submittal leave. If budget revisions ARE made, the entire "REVISED" budget columns for the affected quarter will be revised.						
REVENUES FROM STATE SOURCES		2017-18	PPR %/Qtr->	25.0%	25.0%	25.0%	25.0%	25.0%	25.0%
Per Pupil Revenue	Per Pupil Rate								
NYC CHANCELLOR'S OFFICE	14,527		1,547,126	-	-	1,547,126	-	-	1,547,126
-	-		-	-	-	-	-	-	-
-	-		-	-	-	-	-	-	-
-	-		-	-	-	-	-	-	-
-	-		-	-	-	-	-	-	-
-	-		-	-	-	-	-	-	-
-	-		-	-	-	-	-	-	-
-	-		-	-	-	-	-	-	-
-	-		-	-	-	-	-	-	-
-	-		-	-	-	-	-	-	-
-	-		-	-	-	-	-	-	-
-	-		-	-	-	-	-	-	-
-	-		-	-	-	-	-	-	-
-	-		-	-	-	-	-	-	-
-	-		-	-	-	-	-	-	-
-	-		-	-	-	-	-	-	-
-	-		-	-	-	-	-	-	-
ALL OTHER School Districts: ( Weighted Avg )	-		-	-	-	-	-	-	-
TOTAL Per Pupil Revenue (Weighted Average Per Pupil Funding)	14,527	-	1,547,126	-	-	1,547,126	-	-	1,547,126
Special Education Revenue			152,392		-	152,392		-	152,392
Grants					-			-	
Stimulus					-			-	
DYCD (Department of Youth and Community Development)					-			-	
Other					-			-	
NYC DoE Rental Assistance			180,400			180,400			180,400
Other					-			-	
TOTAL REVENUE FROM STATE SOURCES		-	1,879,918	-	-	1,879,918	-	-	1,879,918
REVENUE FROM FEDERAL FUNDING									
IDEA Special Needs			14,658		-	14,658		-	14,658
Title I			121,134		-	111,454		-	111,454
Title Funding - Other			4,345		-	3,998		-	3,998
School Food Service (Free Lunch)			22,100		-	66,300		-	66,300
Grants									

	CENTRAL BROOKLYN ASCEND CHARTER SCHOOL Budget / Operating Plan 2017-18							
Total Revenue	-	2,063,800	-	-	2,100,573	-	-	2,100,573
Total Expenses	-	1,925,830	-	-	1,977,830	-	-	1,977,830
Net Income	-	137,970	-	-	122,743	-	-	122,743
Actual Student Enrollment	336	426	-	-	426	-	-	426
	Prior Year Actual 2016-17 Revenue Per Pupil	1st Quarter - 7/1 - 9/30			2nd Quarter - 10/1 - 12/31			3rd Quarter - 1/1 - 3/31
		Original Budget	Revised Budget	Variance	Original Budget	Revised Budget	Variance	Original Budget
Charter School Program (CSP) Planning & Implementation				-			-	
Other				-			-	
Other				-			-	
TOTAL REVENUE FROM FEDERAL SOURCES	-	162,237	-	-	196,410	-	-	196,410
<b>LOCAL and OTHER REVENUE</b>								
Contributions and Donations		-		-	-		-	-
Fundraising				-			-	
Erate Reimbursement		11,702		-	11,702		-	11,702
Earnings on Investments				-			-	
Interest Income		178		-	178		-	178
Food Service (Income from meals)		1,300		-	3,900		-	3,900
Text Book		8,465		-	8,465		-	8,465
OTHER				-			-	
TOTAL REVENUE FROM LOCAL and OTHER SOURCES	-	21,645	-	-	24,245	-	-	24,245
<b>TOTAL REVENUE</b>	-	<b>2,063,800</b>	-	-	<b>2,100,573</b>	-	-	<b>2,100,573</b>

		CENTRAL BROOKLYN ASCEND CHARTER SCHOOL Budget / Operating Plan 2017-18							
Total Revenue		-	2,063,800	-	-	2,100,573	-	-	2,100,573
Total Expenses		-	1,925,830	-	-	1,977,830	-	-	1,977,830
Net Income		-	137,970	-	-	122,743	-	-	122,743
Actual Student Enrollment		336	426	-	-	426	-	-	426
		Prior Year Actual 2016-17 Revenue Per Pupil	1st Quarter - 7/1 - 9/30			2nd Quarter - 10/1 - 12/31			3rd Quarter - 1/1 - 3/31
			Original Budget	Revised Budget	Variance	Original Budget	Revised Budget	Variance	Original Budget
EXPENSES									
ADMINISTRATIVE STAFF PERSONNEL COSTS	Avg. No. of Positions								
Executive Management	-				-			-	
Instructional Management	1.00		37,500		-	37,500		-	37,500
Deans, Directors & Coordinators	5.00		116,213		-	116,213		-	116,213
CFO / Director of Finance	-				-			-	
Operation / Business Manager	1.00		31,250		-	31,250		-	31,250
Administrative Staff	4.00		46,485		-	46,485		-	46,485
TOTAL ADMINISTRATIVE STAFF	11.00	-	231,448	-	-	231,448	-	-	231,448
INSTRUCTIONAL PERSONNEL COSTS									
Teachers - Regular	25.00		408,435		-	408,435		-	408,435
Teachers - SPED	7.00		120,325		-	120,325		-	120,325
Substitute Teachers	1.00		11,875		-	11,875		-	11,875
Teaching Assistants	-				-			-	
Specialty Teachers	3.00		48,469		-	48,469		-	48,469
Aides	-		-		-	-		-	-
Therapists & Counselors	5.00		75,458		-	75,458		-	75,458
Other	-		25,352		-	25,352		-	25,352
TOTAL INSTRUCTIONAL	41.00	-	689,914	-	-	689,914	-	-	689,914
NON-INSTRUCTIONAL PERSONNEL COSTS									
Nurse	-				-			-	
Librarian	-				-			-	
Custodian	-				-			-	
Security	-	-			-			-	
Other	2.00		14,235		-	14,235		-	14,235
TOTAL NON-INSTRUCTIONAL	2.00	-	14,235	-	-	14,235	-	-	14,235
SUBTOTAL PERSONNEL SERVICE COSTS		-	935,597	-	-	935,597	-	-	935,597
PAYROLL TAXES AND BENEFITS									
Payroll Taxes			66,882		-	66,882		-	66,882
Fringe / Employee Benefits			77,438		-	77,438		-	77,438

		CENTRAL BROOKLYN ASCEND CHARTER SCHOOL Budget / Operating Plan 2017-18							
Total Revenue		-	2,063,800	-	-	2,100,573	-	-	2,100,573
Total Expenses		-	1,925,830	-	-	1,977,830	-	-	1,977,830
Net Income		-	137,970	-	-	122,743	-	-	122,743
Actual Student Enrollment		336	426	-	-	426	-	-	426
		Prior Year Actual 2016-17 Revenue Per Pupil	1st Quarter - 7/1 - 9/30			2nd Quarter - 10/1 - 12/31			3rd Quarter - 1/1 - 3/31
			Original Budget	Revised Budget	Variance	Original Budget	Revised Budget	Variance	Original Budget
Retirement / Pension					-			-	
TOTAL PAYROLL TAXES AND BENEFITS		-	144,320	-	-	144,320	-	-	144,320
TOTAL PERSONNEL SERVICE COSTS	54.00	-	1,079,917	-	-	1,079,917	-	-	1,079,917
CONTRACTED SERVICES									
Accounting / Audit			2,302		-	2,302		-	2,302
Legal			1,250		-	1,250		-	1,250
Management Company Fee			276,827		-	276,827		-	276,827
Nurse Services					-			-	
Food Service / School Lunch			26,000		-	78,000		-	78,000
Payroll Services			2,500		-	2,500		-	2,500
Special Ed Services			4,250		-	4,250		-	4,250
Titlement Services (i.e. Title I)					-			-	
Other Purchased / Professional / Consulting			53,298		-	53,298		-	53,298
TOTAL CONTRACTED SERVICES		-	366,427	-	-	418,427	-	-	418,427

	CENTRAL BROOKLYN ASCEND CHARTER SCHOOL Budget / Operating Plan 2017-18							
Total Revenue	-	2,063,800	-	-	2,100,573	-	-	2,100,573
Total Expenses	-	1,925,830	-	-	1,977,830	-	-	1,977,830
Net Income	-	137,970	-	-	122,743	-	-	122,743
Actual Student Enrollment	336	426	-	-	426	-	-	426
	Prior Year Actual 2016-17 Revenue Per Pupil	1st Quarter - 7/1 - 9/30			2nd Quarter - 10/1 - 12/31			3rd Quarter - 1/1 - 3/31
		Original Budget	Revised Budget	Variance	Original Budget	Revised Budget	Variance	Original Budget
<b>SCHOOL OPERATIONS</b>								
Board Expenses				-			-	
Classroom / Teaching Supplies & Materials		13,000		-	13,000		-	13,000
Special Ed Supplies & Materials		1,500		-	1,500		-	1,500
Textbooks / Workbooks		11,870		-	11,870		-	11,870
Supplies & Materials other		-		-	-		-	-
Equipment / Furniture		15,000		-	15,000		-	15,000
Telephone		13,003		-	13,003		-	13,003
Technology		6,308		-	6,308		-	6,308
Student Testing & Assessment		1,723		-	1,723		-	1,723
Field Trips		2,500		-	2,500		-	2,500
Transportation (student)		550		-	550		-	550
Student Services - other		6,000		-	6,000		-	6,000
Office Expense		12,125		-	12,125		-	12,125
Staff Development		18,750		-	18,750		-	18,750
Staff Recruitment		3,000		-	3,000		-	3,000
Student Recruitment / Marketing		1,500		-	1,500		-	1,500
School Meals / Lunch				-			-	
Travel (Staff)		250		-	250		-	250
Fundraising				-			-	
Other		7,825		-	7,825		-	7,825
TOTAL SCHOOL OPERATIONS	-	114,904	-	-	114,904	-	-	114,904
<b>FACILITY OPERATION &amp; MAINTENANCE</b>								
Insurance		8,625		-	8,625		-	8,625
Janitorial		4,375		-	4,375		-	4,375
Building and Land Rent / Lease / Facility Finance Interest		266,582		-	266,582		-	266,582
Repairs & Maintenance		12,500		-	12,500		-	12,500
Equipment / Furniture		18,750		-	18,750		-	18,750
Security				-			-	
Utilities		20,000		-	20,000		-	20,000
TOTAL FACILITY OPERATION & MAINTENANCE	-	330,832	-	-	330,832	-	-	330,832
<b>DEPRECIATION &amp; AMORTIZATION</b>		33,750		-	33,750		-	33,750
<b>RESERVES / CONTINGENCY</b>				-			-	

	CENTRAL BROOKLYN ASCEND CHARTER SCHOOL Budget / Operating Plan 2017-18							
Total Revenue	-	2,063,800	-	-	2,100,573	-	-	2,100,573
Total Expenses	-	1,925,830	-	-	1,977,830	-	-	1,977,830
Net Income	-	137,970	-	-	122,743	-	-	122,743
Actual Student Enrollment	336	426	-	-	426	-	-	426
	Prior Year Actual 2016-17 Revenue Per Pupil	1st Quarter - 7/1 - 9/30			2nd Quarter - 10/1 - 12/31			3rd C
		Original Budget	Revised Budget	Variance	Original Budget	Revised Budget	Variance	Original Budget
TOTAL EXPENSES	-	<u>1,925,830</u>	-	-	<u>1,977,830</u>	-	-	<u>1,977,830</u>
NET INCOME	-	<u>137,970</u>	-	-	<u>122,743</u>	-	-	<u>122,743</u>

		CENTRAL BROOKLYN ASCEND CHARTER SCHOOL Budget / Operating Plan 2017-18							
Total Revenue	-	2,063,800	-	-	2,100,573	-	-	2,100,573	
Total Expenses	-	1,925,830	-	-	1,977,830	-	-	1,977,830	
Net Income	-	137,970	-	-	122,743	-	-	122,743	3rd C
Actual Student Enrollment	336	426	-	-	426	-	-	426	
		Prior Year Actual 2016-17 Revenue Per Pupil	1st Quarter - 7/1 - 9/30			2nd Quarter - 10/1 - 12/31			3rd C
			Original Budget	Revised Budget	Variance	Original Budget	Revised Budget	Variance	Original Budget
ENROLLMENT - *School Districts Are Linked To Above Entries*									
Number of Districts:		1	1	-	-	1	-	-	1
NYC CHANCELLOR'S OFFICE		336	426	-	-	426	-	-	426
-		-	-	-	-	-	-	-	-
-		-	-	-	-	-	-	-	-
-		-	-	-	-	-	-	-	-
-		-	-	-	-	-	-	-	-
-		-	-	-	-	-	-	-	-
-		-	-	-	-	-	-	-	-
-		-	-	-	-	-	-	-	-
-		-	-	-	-	-	-	-	-
-		-	-	-	-	-	-	-	-
-		-	-	-	-	-	-	-	-
-		-	-	-	-	-	-	-	-
-		-	-	-	-	-	-	-	-
-		-	-	-	-	-	-	-	-
ALL OTHER School Districts: ( Weighted Avg )		-	-	-	-	-	-	-	-
TOTAL ENROLLMENT		336	426	-	-	426	-	-	426
REVENUE PER PUPIL		-	4,845	-	-	4,931	-	-	4,931
EXPENSES PER PUPIL		-	4,521	-	-	4,643	-	-	4,643





<b>Total Revenue</b>	-	-	<b>2,100,573</b>	-	-
<b>Total Expenses</b>	-	-	<b>1,977,830</b>	-	-
<b>Net Income</b>	-	-	<b>122,743</b>	-	-
<b>Actual Student Enrollment</b>	-	-	<b>426</b>	-	-
	<b>Quarter - 1/1 - 3/31</b>		<b>4th Quarter - 4/1 - 6/30</b>		
	<b>Revised Budget</b>	<b>Variance</b>	<b>Original Budget</b>	<b>Revised Budget</b>	<b>Variance</b>
Charter School Program (CSP) Planning & Implementation		-			-
Other		-			-
Other		-			-
<b>TOTAL REVENUE FROM FEDERAL SOURCES</b>	-	-	196,410	-	-
<b>LOCAL and OTHER REVENUE</b>					
Contributions and Donations		-	-		-
Fundraising		-			-
Erate Reimbursement		-	11,702		-
Earnings on Investments		-			-
Interest Income		-	178		-
Food Service (Income from meals)		-	3,900		-
Text Book		-	8,465		-
OTHER		-			-
<b>TOTAL REVENUE FROM LOCAL and OTHER SOURCES</b>	-	-	24,245	-	-
<b>TOTAL REVENUE</b>	-	-	<b>2,100,573</b>	-	-

<b>Total Revenue</b>		-	-	2,100,573	-	-
<b>Total Expenses</b>		-	-	1,977,830	-	-
<b>Net Income</b>		-	-	122,743	-	-
<b>Actual Student Enrollment</b>		-	-	426	-	-
		<b>Quarter - 1/1 - 3/31</b>		<b>4th Quarter - 4/1 - 6/30</b>		
		<b>Revised Budget</b>	<b>Variance</b>	<b>Original Budget</b>	<b>Revised Budget</b>	<b>Variance</b>
<b>EXPENSES</b>						
<b>ADMINISTRATIVE STAFF PERSONNEL COSTS</b>						
	Avg. No. of Positions					
Executive Management	-		-			-
Instructional Management	1.00		-	37,500		-
Deans, Directors & Coordinators	5.00		-	116,213		-
CFO / Director of Finance	-		-			-
Operation / Business Manager	1.00		-	31,250		-
Administrative Staff	4.00		-	46,485		-
<b>TOTAL ADMINISTRATIVE STAFF</b>	<b>11.00</b>	-	-	231,448	-	-
<b>INSTRUCTIONAL PERSONNEL COSTS</b>						
Teachers - Regular	25.00		-	408,435		-
Teachers - SPED	7.00		-	120,325		-
Substitute Teachers	1.00		-	11,875		-
Teaching Assistants	-		-			-
Specialty Teachers	3.00		-	48,469		-
Aides	-		-	-		-
Therapists & Counselors	5.00		-	75,458		-
Other	-		-	25,352		-
<b>TOTAL INSTRUCTIONAL</b>	<b>41.00</b>	-	-	689,914	-	-
<b>NON-INSTRUCTIONAL PERSONNEL COSTS</b>						
Nurse	-		-			-
Librarian	-		-			-
Custodian	-		-			-
Security	-		-			-
Other	2.00		-	14,235		-
<b>TOTAL NON-INSTRUCTIONAL</b>	<b>2.00</b>	-	-	14,235	-	-
<b>SUBTOTAL PERSONNEL SERVICE COSTS</b>		-	-	935,597	-	-
<b>PAYROLL TAXES AND BENEFITS</b>						
Payroll Taxes			-	66,882		-
Fringe / Employee Benefits			-	77,438		-

<b>Total Revenue</b>		-	-	2,100,573	- -
<b>Total Expenses</b>		-	-	1,977,830	- -
<b>Net Income</b>		-	-	122,743	- -
<b>Actual Student Enrollment</b>		-	-	426	- -
		<b>Quarter - 1/1 - 3/31</b>		<b>4th Quarter - 4/1 - 6/30</b>	
		<b>Revised Budget</b>	<b>Variance</b>	<b>Original Budget</b>	<b>Revised Budget      Variance</b>
Retirement / Pension			-		-
TOTAL PAYROLL TAXES AND BENEFITS		-	-	144,320	- -
<b>TOTAL PERSONNEL SERVICE COSTS</b>		-	-	1,079,917	- -
<b>CONTRACTED SERVICES</b>					
Accounting / Audit			-	2,302	-
Legal			-	1,250	-
Management Company Fee			-	276,827	-
Nurse Services			-		-
Food Service / School Lunch			-	78,000	-
Payroll Services			-	2,500	-
Special Ed Services			-	4,250	-
Titlement Services (i.e. Title I)			-		-
Other Purchased / Professional / Consulting			-	53,298	-
<b>TOTAL CONTRACTED SERVICES</b>		-	-	418,427	- -

<b>Total Revenue</b>	-	-	<b>2,100,573</b>	-	-
<b>Total Expenses</b>	-	-	<b>1,977,830</b>	-	-
<b>Net Income</b>	-	-	<b>122,743</b>	-	-
<b>Actual Student Enrollment</b>	-	-	<b>426</b>	-	-
	<b>Quarter - 1/1 - 3/31</b>		<b>4th Quarter - 4/1 - 6/30</b>		
	<b>Revised Budget</b>	<b>Variance</b>	<b>Original Budget</b>	<b>Revised Budget</b>	<b>Variance</b>
<b>SCHOOL OPERATIONS</b>					
Board Expenses		-			-
Classroom / Teaching Supplies & Materials		-	13,000		-
Special Ed Supplies & Materials		-	1,500		-
Textbooks / Workbooks		-	11,870		-
Supplies & Materials other		-	-		-
Equipment / Furniture		-	15,000		-
Telephone		-	13,003		-
Technology		-	6,308		-
Student Testing & Assessment		-	1,723		-
Field Trips		-	2,500		-
Transportation (student)		-	550		-
Student Services - other		-	6,000		-
Office Expense		-	12,125		-
Staff Development		-	18,750		-
Staff Recruitment		-	3,000		-
Student Recruitment / Marketing		-	1,500		-
School Meals / Lunch		-			-
Travel (Staff)		-	250		-
Fundraising		-			-
Other		-	7,825		-
<b>TOTAL SCHOOL OPERATIONS</b>	-	-	114,904	-	-
<b>FACILITY OPERATION &amp; MAINTENANCE</b>					
Insurance		-	8,625		-
Janitorial		-	4,375		-
Building and Land Rent / Lease / Facility Finance Interest		-	266,582		-
Repairs & Maintenance		-	12,500		-
Equipment / Furniture		-	18,750		-
Security		-			-
Utilities		-	20,000		-
<b>TOTAL FACILITY OPERATION &amp; MAINTENANCE</b>	-	-	330,832	-	-
<b>DEPRECIATION &amp; AMORTIZATION</b>		-	33,750		-
<b>RESERVES / CONTINGENCY</b>		-			-

Total Revenue	-	-	2,100,573	-	-
Total Expenses	-	-	1,977,830	-	-
Net Income	-	-	122,743	-	-
Actual Student Enrollment	-	-	426	-	-
	Quarter - 1/1 - 3/31		4th Quarter - 4/1 - 6/30		
	Revised Budget	Variance	Original Budget	Revised Budget	Variance
TOTAL EXPENSES	-	-	1,977,830	-	-
NET INCOME	-	-	122,743	-	-

Total Revenue	-	-	2,100,573	-	-
Total Expenses	-	-	1,977,830	-	-
Net Income	Quarter - 1/1 - 3/31	-	122,743	-	-
Actual Student Enrollment	-	-	426	-	-
	Quarter - 1/1 - 3/31	4th Quarter - 4/1 - 6/30			
	Revised Budget	Variance	Original Budget	Revised Budget	Variance
<b>ENROLLMENT - *School Districts Are Linked To Above Entries*</b>					
Number of Districts:	-	-	1	-	-
NYC CHANCELLOR'S OFFICE	-	-	426	-	-
-	-	-	-	-	-
-	-	-	-	-	-
-	-	-	-	-	-
-	-	-	-	-	-
-	-	-	-	-	-
-	-	-	-	-	-
-	-	-	-	-	-
-	-	-	-	-	-
-	-	-	-	-	-
-	-	-	-	-	-
-	-	-	-	-	-
-	-	-	-	-	-
-	-	-	-	-	-
-	-	-	-	-	-
ALL OTHER School Districts: ( Weighted Avg )	-	-	-	-	-
<b>TOTAL ENROLLMENT</b>	-	-	<b>426</b>	-	-
<b>REVENUE PER PUPIL</b>	-	-	<b>4,931</b>	-	-
<b>EXPENSES PER PUPIL</b>	-	-	<b>4,643</b>	-	-

**2017-18**

<b>Total Revenue</b>	<b>8,365,517</b>	<b>8,365,517</b>	<b>-</b>	<b>8,365,517</b>	<b>8,365,517</b>
<b>Total Expenses</b>	<b>7,859,320</b>	<b>7,859,320</b>	<b>-</b>	<b>(7,859,320)</b>	<b>(7,859,320)</b>
<b>Net Income</b>	<b>506,197</b>	<b>506,197</b>	<b>-</b>	<b>506,197</b>	<b>506,197</b>
<b>Actual Student Enrollment</b>					

	Total Year			VARIANCE	
	Original Budget	Revised Budget	Variance	Original Budget vs. PY Budget	Revised Budget vs. PY Budget

## DESCRIPTION OF ASSUMPTIONS

## REVENUE

## REVENUES FROM STATE SOURCES

2017-18

### Per Pupil Revenue

Per Pupil Rate

NYC CHANCELLOR'S OFFICE	14,527
-	-
-	-
-	-
-	-
-	-
-	-
-	-
-	-
-	-
-	-
-	-
-	-
-	-
-	-
-	-
-	-
-	-
-	-
ALL OTHER School Districts: ( Weighted Avg )	-
TOTAL Per Pupil Revenue (Weighted Average Per Pupil Funding)	14,527

Special Education Revenue	609,568	609,568	-	609,568	609,568
Grants					
Stimulus	-	-	-	-	-
DYCD (Department of Youth and Community Development)	-	-	-	-	-
Other	-	-	-	-	-
NYC DoE Rental Assistance	721,600	721,600	-	721,600	721,600
Other	-	-	-	-	-
<b>TOTAL REVENUE FROM STATE SOURCES</b>	<b>7,519,670</b>	<b>7,519,670</b>	<b>-</b>	<b>7,519,670</b>	<b>7,519,670</b>

## REVENUE FROM FEDERAL FUNDING

IDEA Special Needs	58,632	58,632	-	58,632	58,632
Title I	455,496	455,496	-	455,496	455,496
Title Funding - Other	16,339	16,339	-	16,339	16,339
School Food Service (Free Lunch)	221,000	221,000	-	221,000	221,000
Grants					



CENTRAL BROOKLYN ASCEND CHARTER SCHOOL					
Budget / Operating Plan					
2017-18					
Total Revenue	8,365,517	8,365,517	-	8,365,517	8,365,517
Total Expenses	7,859,320	7,859,320	-	(7,859,320)	(7,859,320)
Net Income	506,197	506,197	-	506,197	506,197
Actual Student Enrollment					
	Total Year			VARIANCE	
	Original Budget	Revised Budget	Variance	Original Budget vs. PY Budget	Revised Budget vs. PY Budget
Charter School Program (CSP) Planning & Implementation	-	-	-	-	-
Other	-	-	-	-	-
Other	-	-	-	-	-
TOTAL REVENUE FROM FEDERAL SOURCES	751,467	751,467	-	751,467	751,467
<b>LOCAL and OTHER REVENUE</b>					
Contributions and Donations	-	-	-	-	-
Fundraising	-	-	-	-	-
Erate Reimbursement	46,808	46,808	-	46,808	46,808
Earnings on Investments	-	-	-	-	-
Interest Income	712	712	-	712	712
Food Service (Income from meals)	13,000	13,000	-	13,000	13,000
Text Book	33,860	33,860	-	33,860	33,860
OTHER	-	-	-	-	-
TOTAL REVENUE FROM LOCAL and OTHER SOURCES	94,380	94,380	-	94,380	94,380
<b>TOTAL REVENUE</b>	<b>8,365,517</b>	<b>8,365,517</b>	<b>-</b>	<b>8,365,517</b>	<b>8,365,517</b>

# DESCRIPTION OF ASSUMPTIONS

**CENTRAL BROOKLYN ASCEND CHARTER SCHOOL**  
**Budget / Operating Plan**

**2017-18**

<b>Total Revenue</b>	<b>8,365,517</b>	<b>8,365,517</b>	<b>-</b>	<b>8,365,517</b>	<b>8,365,517</b>
<b>Total Expenses</b>	<b>7,859,320</b>	<b>7,859,320</b>	<b>-</b>	<b>(7,859,320)</b>	<b>(7,859,320)</b>
<b>Net Income</b>	<b>506,197</b>	<b>506,197</b>	<b>-</b>	<b>506,197</b>	<b>506,197</b>
<b>Actual Student Enrollment</b>					

Total Year			VARIANCE	
Original Budget	Revised Budget	Variance	Original Budget vs. PY Budget	Revised Budget vs. PY Budget

**DESCRIPTION OF ASSUMPTIONS**

**EXPENSES**

**ADMINISTRATIVE STAFF PERSONNEL COSTS**

Avg. No.  
of Positions

Executive Management	-	-	-	-	-
Instructional Management	1.00	150,000	150,000	-	(150,000)
Deans, Directors & Coordinators	5.00	464,852	464,852	-	(464,852)
CFO / Director of Finance	-	-	-	-	-
Operation / Business Manager	1.00	125,000	125,000	-	(125,000)
Administrative Staff	4.00	185,940	185,940	-	(185,940)
<b>TOTAL ADMINISTRATIVE STAFF</b>	<b>11.00</b>	<b>925,792</b>	<b>925,792</b>	<b>-</b>	<b>(925,792)</b>

**INSTRUCTIONAL PERSONNEL COSTS**

Teachers - Regular	25.00	1,633,740	1,633,740	-	(1,633,740)
Teachers - SPED	7.00	481,300	481,300	-	(481,300)
Substitute Teachers	1.00	47,500	47,500	-	(47,500)
Teaching Assistants	-	-	-	-	-
Specialty Teachers	3.00	193,876	193,876	-	(193,876)
Aides	-	-	-	-	-
Therapists & Counselors	5.00	301,832	301,832	-	(301,832)
Other	-	101,408	101,408	-	(101,408)
<b>TOTAL INSTRUCTIONAL</b>	<b>41.00</b>	<b>2,759,656</b>	<b>2,759,656</b>	<b>-</b>	<b>(2,759,656)</b>

**NON-INSTRUCTIONAL PERSONNEL COSTS**

Nurse	-	-	-	-	-
Librarian	-	-	-	-	-
Custodian	-	-	-	-	-
Security	-	-	-	-	-
Other	2.00	56,940	56,940	-	(56,940)
<b>TOTAL NON-INSTRUCTIONAL</b>	<b>2.00</b>	<b>56,940</b>	<b>56,940</b>	<b>-</b>	<b>(56,940)</b>

**SUBTOTAL PERSONNEL SERVICE COSTS**

54.00

3,742,388	3,742,388	-	(3,742,388)	(3,742,388)
-----------	-----------	---	-------------	-------------

**PAYROLL TAXES AND BENEFITS**

Payroll Taxes	267,528	267,528	-	(267,528)	(267,528)
Fringe / Employee Benefits	309,752	309,752	-	(309,752)	(309,752)

**CENTRAL BROOKLYN ASCEND CHARTER SCHOOL**  
**Budget / Operating Plan**  
**2017-18**

<b>Total Revenue</b>	<b>8,365,517</b>	<b>8,365,517</b>	<b>-</b>	<b>8,365,517</b>	<b>8,365,517</b>
<b>Total Expenses</b>	<b>7,859,320</b>	<b>7,859,320</b>	<b>-</b>	<b>(7,859,320)</b>	<b>(7,859,320)</b>
<b>Net Income</b>	<b>506,197</b>	<b>506,197</b>	<b>-</b>	<b>506,197</b>	<b>506,197</b>
<b>Actual Student Enrollment</b>					
	<b>Total Year</b>			<b>VARIANCE</b>	
	<b>Original Budget</b>	<b>Revised Budget</b>	<b>Variance</b>	<b>Original Budget vs. PY Budget</b>	<b>Revised Budget vs. PY Budget</b>
Retirement / Pension	-	-	-	-	-
TOTAL PAYROLL TAXES AND BENEFITS	577,280	577,280	-	(577,280)	(577,280)
<b>TOTAL PERSONNEL SERVICE COSTS</b>	4,319,668	4,319,668	-	(4,319,668)	(4,319,668)
<b>CONTRACTED SERVICES</b>					
Accounting / Audit	9,208	9,208	-	(9,208)	(9,208)
Legal	5,000	5,000	-	(5,000)	(5,000)
Management Company Fee	1,107,308	1,107,308	-	(1,107,308)	(1,107,308)
Nurse Services	-	-	-	-	-
Food Service / School Lunch	260,000	260,000	-	(260,000)	(260,000)
Payroll Services	10,000	10,000	-	(10,000)	(10,000)
Special Ed Services	17,000	17,000	-	(17,000)	(17,000)
Titlement Services (i.e. Title I)	-	-	-	-	-
Other Purchased / Professional / Consulting	213,192	213,192	-	(213,192)	(213,192)
<b>TOTAL CONTRACTED SERVICES</b>	<b>1,621,708</b>	<b>1,621,708</b>	<b>-</b>	<b>(1,621,708)</b>	<b>(1,621,708)</b>

**DESCRIPTION OF ASSUMPTIONS**

**CENTRAL BROOKLYN ASCEND CHARTER SCHOOL**  
**Budget / Operating Plan**

**2017-18**

<b>Total Revenue</b>	<b>8,365,517</b>	<b>8,365,517</b>	<b>-</b>	<b>8,365,517</b>	<b>8,365,517</b>
<b>Total Expenses</b>	<b>7,859,320</b>	<b>7,859,320</b>	<b>-</b>	<b>(7,859,320)</b>	<b>(7,859,320)</b>
<b>Net Income</b>	<b>506,197</b>	<b>506,197</b>	<b>-</b>	<b>506,197</b>	<b>506,197</b>
<b>Actual Student Enrollment</b>					

	Total Year			VARIANCE	
	Original Budget	Revised Budget	Variance	Original Budget vs. PY Budget	Revised Budget vs. PY Budget

**DESCRIPTION OF ASSUMPTIONS**

**SCHOOL OPERATIONS**

Board Expenses	-	-	-	-	-
Classroom / Teaching Supplies & Materials	52,000	52,000	-	(52,000)	(52,000)
Special Ed Supplies & Materials	6,000	6,000	-	(6,000)	(6,000)
Textbooks / Workbooks	47,480	47,480	-	(47,480)	(47,480)
Supplies & Materials other	-	-	-	-	-
Equipment / Furniture	60,000	60,000	-	(60,000)	(60,000)
Telephone	52,012	52,012	-	(52,012)	(52,012)
Technology	25,232	25,232	-	(25,232)	(25,232)
Student Testing & Assessment	6,892	6,892	-	(6,892)	(6,892)
Field Trips	10,000	10,000	-	(10,000)	(10,000)
Transportation (student)	2,200	2,200	-	(2,200)	(2,200)
Student Services - other	24,000	24,000	-	(24,000)	(24,000)
Office Expense	48,500	48,500	-	(48,500)	(48,500)
Staff Development	75,000	75,000	-	(75,000)	(75,000)
Staff Recruitment	12,000	12,000	-	(12,000)	(12,000)
Student Recruitment / Marketing	6,000	6,000	-	(6,000)	(6,000)
School Meals / Lunch	-	-	-	-	-
Travel (Staff)	1,000	1,000	-	(1,000)	(1,000)
Fundraising	-	-	-	-	-
Other	31,300	31,300	-	(31,300)	(31,300)
<b>TOTAL SCHOOL OPERATIONS</b>	<b>459,616</b>	<b>459,616</b>	<b>-</b>	<b>(459,616)</b>	<b>(459,616)</b>

**FACILITY OPERATION & MAINTENANCE**

Insurance	34,500	34,500	-	(34,500)	(34,500)
Janitorial	17,500	17,500	-	(17,500)	(17,500)
Building and Land Rent / Lease / Facility Finance Interest	1,066,328	1,066,328	-	(1,066,328)	(1,066,328)
Repairs & Maintenance	50,000	50,000	-	(50,000)	(50,000)
Equipment / Furniture	75,000	75,000	-	(75,000)	(75,000)
Security	-	-	-	-	-
Utilities	80,000	80,000	-	(80,000)	(80,000)
<b>TOTAL FACILITY OPERATION &amp; MAINTENANCE</b>	<b>1,323,328</b>	<b>1,323,328</b>	<b>-</b>	<b>(1,323,328)</b>	<b>(1,323,328)</b>

**DEPRECIATION & AMORTIZATION**

<b>RESERVES / CONTINGENCY</b>	135,000	135,000	-	(135,000)	(135,000)
-------------------------------	---------	---------	---	-----------	-----------

**CENTRAL BROOKLYN ASCEND CHARTER SCHOOL**  
**Budget / Operating Plan**

**2017-18**

Total Revenue	8,365,517	8,365,517	-	8,365,517	8,365,517
Total Expenses	7,859,320	7,859,320	-	(7,859,320)	(7,859,320)
Net Income	506,197	506,197	-	506,197	506,197
Actual Student Enrollment					
	Total Year			VARIANCE	
	Original Budget	Revised Budget	Variance	Original Budget vs. PY Budget	Revised Budget vs. PY Budget
TOTAL EXPENSES	<u>7,859,320</u>	<u>7,859,320</u>	-	<u>(7,859,320)</u>	<u>(7,859,320)</u>
NET INCOME	<u>506,197</u>	<u>506,197</u>	-	<u>506,197</u>	<u>506,197</u>

**DESCRIPTION OF ASSUMPTIONS**

		CENTRAL BROOKLYN ASCEND CHARTER SCHOOL					DESCRIPTION OF ASSUMPTIONS
		Budget / Operating Plan					
		2017-18					
Total Revenue		8,365,517	8,365,517	-	8,365,517	8,365,517	
Total Expenses		7,859,320	7,859,320	-	(7,859,320)	(7,859,320)	
Net Income		506,197	506,197	-	506,197	506,197	
Actual Student Enrollment							
		Total Year			VARIANCE		
		Original Budget	Revised Budget	Variance	Original Budget vs. PY Budget	Revised Budget vs. PY Budget	
ENROLLMENT - *School Districts Are Linked To Above Entries*							
Number of Districts:							
NYC CHANCELLOR'S OFFICE							
-							
-							
-							
-							
-							
-							
-							
-							
-							
-							
-							
ALL OTHER School Districts: ( Weighted Avg )							
TOTAL ENROLLMENT							
REVENUE PER PUPIL							
EXPENSES PER PUPIL							

# CENTRAL BROOKLYN ASCEND CHARTER SCHOOL

DO NOT ENTER BALANCE SHEET DATA ON THIS  
TEMPLATE

Balance sheet data should for the Ed Corp:  
Ascend Charter Schools  
should be entered on the template for  
Canarsie Ascend Charter School.

## BALANCE SHEET

2017-18

	Prior Year	Q1	Q2	Q3	Q4
	2016-17	As of 9/30	As of 12/31	As of 3/31	As of 6/30
<b><u>ASSETS</u></b>					
<b><u>CURRENT ASSETS</u></b>					
Cash and cash equivalents	-	-	-	-	-
Grants and contracts receivable	-	-	-	-	-
Accounts receivables	-	-	-	-	-
Prepaid Expenses	-	-	-	-	-
Contributions and other receivables	-	-	-	-	-
<b>TOTAL CURRENT ASSETS</b>	-	-	-	-	-
<b><u>PROPERTY, BUILDING AND EQUIPMENT, net</u></b>					
	-	-	-	-	-
<b><u>OTHER ASSETS</u></b>					
	-	-	-	-	-
<b>TOTAL ASSETS</b>	-	-	-	-	-
<b><u>LIABILITIES AND NET ASSETS</u></b>					
<b><u>CURRENT LIABILITIES</u></b>					
Accounts payable and accrued expenses	-	-	-	-	-
Accrued payroll and benefits	-	-	-	-	-
Deferred Revenue	-	-	-	-	-
Current maturities of long-term debt	-	-	-	-	-
Short Term Debt - Bonds, Notes Payable	-	-	-	-	-
Other	-	-	-	-	-
<b>TOTAL CURRENT LIABILITIES</b>	-	-	-	-	-
<b><u>LONG-TERM DEBT and NOTES PAYABLE, net current maturities</u></b>					
	-	-	-	-	-
<b>TOTAL LIABILITIES</b>	-	-	-	-	-
<b><u>NET ASSETS</u></b>					
Unrestricted	-	-	-	-	-
Temporarily restricted	-	-	-	-	-
<b>TOTAL NET ASSETS</b>	-	-	-	-	-
<b>TOTAL LIABILITIES AND NET ASSETS</b>	-	-	-	-	-

## CENTRAL BROOKLYN ASCEND CHA

## Budget / Operating Plan

2017-18

Total Revenue	-	2,063,800	-	-	2,100,573	-	-
Total Expenses	-	1,925,830	-	-	1,977,830	-	-
Net Income	-	137,970	-	-	122,743	-	-
Actual Student Enrollment	-	426	-	-	426	-	-

*NOTE: Enrollment, Revenue and Expenditure Data IN the 'Total and Variance Analysis' Section is Based on LAST ACTUAL Quarter Completed	1st Quarter - 7/1 - 9/30			2nd Quarter - 10/1 - 12/31			3rd Quarter
	Actual	Current Budget	Variance	Actual	Current Budget	Variance	Actual

## REVENUE

## REVENUES FROM STATE SOURCES

Per Pupil Revenue

CY Per Pupil Rate

NYC CHANCELLOR'S OFFICE

14,527

-

-

-

-

-

-

-

-

-

-

-

-

-

-

-

-

-

-

-

-

-

-

-

-

-

-

-

-

-

-

-

-

-

-

ALL OTHER School Districts: ( Count = 0 )

TOTAL Per Pupil Revenue (Weighted Average Per Pupil Funding) 14,527

Special Education Revenue

Grants

Stimulus

DYCD (Department of Youth and Community Development)

Other

NYC DoE Rental Assistance

Other

TOTAL REVENUE FROM STATE SOURCES

## REVENUE FROM FEDERAL FUNDING

IDEA Special Needs

Title I

Title Funding - Other

School Food Service (Free Lunch)

Grants

Charter School Program (CSP) Planning &amp; Implementation

Other



## 2017-18

<b>Total Revenue</b>	-	2,063,800	-	-	2,100,573	-	-
<b>Total Expenses</b>	-	1,925,830	-	-	1,977,830	-	-
<b>Net Income</b>	-	137,970	-	-	122,743	-	-
<b>Actual Student Enrollment</b>	-	426	-	-	426	-	-

*NOTE: Enrollment, Revenue and Expenditure Data IN the 'Total and Variance Analysis' Section is Based on LAST ACTUAL Quarter Completed	1st Quarter - 7/1 - 9/30			2nd Quarter - 10/1 - 12/31			3rd Quarter - 1/1 - 3/31
	Actual	Current Budget	Variance	Actual	Current Budget	Variance	Actual
Other		-	-		-	-	
TOTAL REVENUE FROM FEDERAL SOURCES	-	162,237	-	-	196,410	-	-
<b>LOCAL and OTHER REVENUE</b>							
Contributions and Donations		-	-		-	-	
Fundraising		-	-		-	-	
Erate Reimbursement		11,702	-		11,702	-	
Earnings on Investments		-	-		-	-	
Interest Income		178	-		178	-	
Food Service (Income from meals)		1,300	-		3,900	-	
Text Book		8,465	-		8,465	-	
OTHER		-	-		-	-	
TOTAL REVENUE FROM LOCAL and OTHER SOURCES	-	21,645	-	-	24,245	-	-
<b>TOTAL REVENUE</b>	-	<b>2,063,800</b>	-	-	<b>2,100,573</b>	-	-

## CENTRAL BROOKLYN ASCEND CHA

## Budget / Operating Plan

2017-18

Total Revenue	-	2,063,800	-	-	2,100,573	-	-
Total Expenses	-	1,925,830	-	-	1,977,830	-	-
Net Income	-	137,970	-	-	122,743	-	-
Actual Student Enrollment	-	426	-	-	426	-	-

*NOTE: Enrollment, Revenue and Expenditure Data IN the 'Total and Variance Analysis' Section is Based on LAST ACTUAL Quarter Completed	1st Quarter - 7/1 - 9/30			2nd Quarter - 10/1 - 12/31			3rd Quarter
	Actual	Current Budget	Variance	Actual	Current Budget	Variance	Actual

## EXPENSES

## ADMINISTRATIVE STAFF PERSONNEL COSTS

	Quarter 0 No. of Positions						
Executive Management	-		-		-	-	
Instructional Management	-		37,500	-		37,500	-
Deans, Directors & Coordinators	-		116,213	-		116,213	-
CFO / Director of Finance	-		-	-		-	-
Operation / Business Manager	-		31,250	-		31,250	-
Administrative Staff	-		46,485	-		46,485	-
TOTAL ADMINISTRATIVE STAFF	-	-	231,448	-	-	231,448	-

## INSTRUCTIONAL PERSONNEL COSTS

Teachers - Regular	-		408,435	-		408,435	-
Teachers - SPED	-		120,325	-		120,325	-
Substitute Teachers	-		11,875	-		11,875	-
Teaching Assistants	-		-	-		-	-
Specialty Teachers	-		48,469	-		48,469	-
Aides	-		-	-		-	-
Therapists & Counselors	-		75,458	-		75,458	-
Other	-		25,352	-		25,352	-
TOTAL INSTRUCTIONAL	-	-	689,914	-	-	689,914	-

## NON-INSTRUCTIONAL PERSONNEL COSTS

Nurse	-		-	-		-	-
Librarian	-		-	-		-	-
Custodian	-		-	-		-	-
Security	-		-	-		-	-
Other	-		14,235	-		14,235	-
TOTAL NON-INSTRUCTIONAL	-	-	14,235	-	-	14,235	-

## SUBTOTAL PERSONNEL SERVICE COSTS

	-	-	935,597	-	-	935,597	-
--	---	---	---------	---	---	---------	---

## PAYROLL TAXES AND BENEFITS

Payroll Taxes		66,882	-		66,882	-	
Fringe / Employee Benefits		77,438	-		77,438	-	
Retirement / Pension		-	-		-	-	
TOTAL PAYROLL TAXES AND BENEFITS	-	144,320	-	-	144,320	-	-

## TOTAL PERSONNEL SERVICE COSTS

	-	-	1,079,917	-	-	1,079,917	-
--	---	---	-----------	---	---	-----------	---

2017-18

Total Revenue	-	2,063,800	-	-	2,100,573	-	-
Total Expenses	-	1,925,830	-	-	1,977,830	-	-
Net Income	-	137,970	-	-	122,743	-	-
Actual Student Enrollment	-	426	-	-	426	-	-

*NOTE: Enrollment, Revenue and Expenditure Data IN the 'Total and Variance Analysis' Section is Based on LAST ACTUAL Quarter Completed	1st Quarter - 7/1 - 9/30			2nd Quarter - 10/1 - 12/31			3rd Quarter - 1/1 - 3/31
	Actual	Current Budget	Variance	Actual	Current Budget	Variance	Actual
<b>CONTRACTED SERVICES</b>							
Accounting / Audit		2,302	-		2,302	-	
Legal		1,250	-		1,250	-	
Management Company Fee		276,827	-		276,827	-	
Nurse Services		-	-		-	-	
Food Service / School Lunch		26,000	-		78,000	-	
Payroll Services		2,500	-		2,500	-	
Special Ed Services		4,250	-		4,250	-	
Titlement Services (i.e. Title I)		-	-		-	-	
Other Purchased / Professional / Consulting		53,298	-		53,298	-	
<b>TOTAL CONTRACTED SERVICES</b>	-	366,427	-	-	418,427	-	-

## CENTRAL BROOKLYN ASCEND CHA

## Budget / Operating Plan

2017-18

Total Revenue	-	2,063,800	-	-	2,100,573	-	-
Total Expenses	-	1,925,830	-	-	1,977,830	-	-
Net Income	-	137,970	-	-	122,743	-	-
Actual Student Enrollment	-	426	-	-	426	-	-

*NOTE: Enrollment, Revenue and Expenditure Data IN the 'Total and Variance Analysis' Section is Based on LAST ACTUAL Quarter Completed	1st Quarter - 7/1 - 9/30			2nd Quarter - 10/1 - 12/31			3rd Quarter
	Actual	Current Budget	Variance	Actual	Current Budget	Variance	Actual
<b>SCHOOL OPERATIONS</b>							
Board Expenses	-	-	-	-	-	-	-
Classroom / Teaching Supplies & Materials	13,000	-	-	13,000	-	-	-
Special Ed Supplies & Materials	1,500	-	-	1,500	-	-	-
Textbooks / Workbooks	11,870	-	-	11,870	-	-	-
Supplies & Materials other	-	-	-	-	-	-	-
Equipment / Furniture	15,000	-	-	15,000	-	-	-
Telephone	13,003	-	-	13,003	-	-	-
Technology	6,308	-	-	6,308	-	-	-
Student Testing & Assessment	1,723	-	-	1,723	-	-	-
Field Trips	2,500	-	-	2,500	-	-	-
Transportation (student)	550	-	-	550	-	-	-
Student Services - other	6,000	-	-	6,000	-	-	-
Office Expense	12,125	-	-	12,125	-	-	-
Staff Development	18,750	-	-	18,750	-	-	-
Staff Recruitment	3,000	-	-	3,000	-	-	-
Student Recruitment / Marketing	1,500	-	-	1,500	-	-	-
School Meals / Lunch	-	-	-	-	-	-	-
Travel (Staff)	250	-	-	250	-	-	-
Fundraising	-	-	-	-	-	-	-
Other	7,825	-	-	7,825	-	-	-
<b>TOTAL SCHOOL OPERATIONS</b>	-	114,904	-	-	114,904	-	-
<b>FACILITY OPERATION &amp; MAINTENANCE</b>							
Insurance	8,625	-	-	8,625	-	-	-
Janitorial	4,375	-	-	4,375	-	-	-
Building and Land Rent / Lease / Facility Finance Interest	266,582	-	-	266,582	-	-	-
Repairs & Maintenance	12,500	-	-	12,500	-	-	-
Equipment / Furniture	18,750	-	-	18,750	-	-	-
Security	-	-	-	-	-	-	-
Utilities	20,000	-	-	20,000	-	-	-
<b>TOTAL FACILITY OPERATION &amp; MAINTENANCE</b>	-	330,832	-	-	330,832	-	-
<b>DEPRECIATION &amp; AMORTIZATION</b>	33,750	-	-	33,750	-	-	-
<b>RESERVES / CONTINGENCY</b>	-	-	-	-	-	-	-
<b>TOTAL EXPENSES</b>	-	1,925,830	-	-	1,977,830	-	-

## CENTRAL BROOKLYN ASCEND CHA

## Budget / Operating Plan

2017-18

Total Revenue	-	2,063,800	-	-	2,100,573	-	-
Total Expenses	-	1,925,830	-	-	1,977,830	-	-
Net Income	-	137,970	-	-	122,743	-	-
Actual Student Enrollment	-	426	-	-	426	-	-

*NOTE: Enrollment, Revenue and Expenditure Data IN the 'Total and Variance Analysis' Section is Based on LAST ACTUAL Quarter Completed	1st Quarter - 7/1 - 9/30			2nd Quarter - 10/1 - 12/31			3rd Quarter - 1/1 - 3/31
	Actual	Current Budget	Variance	Actual	Current Budget	Variance	Actual
NET INCOME	-	137,970	-	-	122,743	-	-

	CENTRAL BROOKLYN ASSESSING CHAIR
	Budget / Operating Plan

2017-18

<b>Total Revenue</b>	-	2,063,800	-	-	2,100,573	-	-
<b>Total Expenses</b>	-	1,925,830	-	-	1,977,830	-	-
<b>Net Income</b>	-	137,970	-	-	122,743	-	-
<b>Actual Student Enrollment</b>	-	426	-	-	426	-	-

3rd C

	1st Quarter - 7/1 - 9/30	2nd Quarter - 10/1 - 12/31	3rd Quarter - 1/1 - 3/31
Operating Income	1,000	1,000	1,000
Operating Expenses	800	800	800
Operating Profit	200	200	200
Non-Operating Income	0	0	0
Non-Operating Expenses	0	0	0
Non-Operating Profit	0	0	0
Total Profit	200	200	200

**\*NOTE: Enrollment, Revenue and Expenditure Data IN the 'Total and Variance Analysis' Section is Based on LAST ACTUAL Quarter Completed**

1st Quarter - 7/1 - 9/30

2nd Quarter - 10/1 - 12/31

Actual	Current Budget	Variance
--------	----------------	----------

Actual	Current Budget	Variance
--------	----------------	----------

Actual

**ENROLLMENT - \*School Districts Are Linked To Above Entries\***

NYC CHANCELLOR'S OFFICE

[illegible]

ALL OTHER School Districts: ( Count = 0 )

TOTAL ENROLLMENT	
2010	1,000
2011	1,000
2012	1,000
2013	1,000
2014	1,000
2015	1,000
2016	1,000
2017	1,000
2018	1,000
2019	1,000
2020	1,000
2021	1,000
2022	1,000
2023	1,000
2024	1,000
2025	1,000
2026	1,000
2027	1,000
2028	1,000
2029	1,000
2030	1,000
2031	1,000
2032	1,000
2033	1,000
2034	1,000
2035	1,000
2036	1,000
2037	1,000
2038	1,000
2039	1,000
2040	1,000
2041	1,000
2042	1,000
2043	1,000
2044	1,000
2045	1,000
2046	1,000
2047	1,000
2048	1,000
2049	1,000
2050	1,000
2051	1,000
2052	1,000
2053	1,000
2054	1,000
2055	1,000
2056	1,000
2057	1,000
2058	1,000
2059	1,000
2060	1,000
2061	1,000
2062	1,000
2063	1,000
2064	1,000
2065	1,000
2066	1,000
2067	1,000
2068	1,000
2069	1,000
2070	1,000
2071	1,000
2072	1,000
2073	1,000
2074	1,000
2075	1,000
2076	1,000
2077	1,000
2078	1,000
2079	1,000
2080	1,000
2081	1,000
2082	1,000
2083	1,000
2084	1,000
2085	1,000
2086	1,000
2087	1,000
2088	1,000
2089	1,000
2090	1,000
2091	1,000
2092	1,000
2093	1,000
2094	1,000
2095	1,000
2096	1,000
2097	1,000
2098	1,000
2099	1,000
2100	1,000

REVENUE PER PUPIL

### EXPENSES PER PUPIL

**n**

*NOTE: Enrollment, Revenue and Expenditure Data IN the 'Total and Variance Analysis' Section is Based on LAST ACTUAL Quarter Completed	Quarter - 1/1 - 3/31		4th Quarter - 4/1 - 6/30		
	Current Budget	Variance	Actual	Current Budget	Variance

## REVENUES FROM STATE SOURCES

### CY Per Pupil Rate

Page 40 of 61

INTER SCHOOL					
n					
Total Revenue	2,100,573	-	-	2,100,573	-
Total Expenses	1,977,830	-	-	1,977,830	-
Net Income	122,743	-	-	122,743	-
Actual Student Enrollment	426	-	-	426	-
*NOTE: Enrollment, Revenue and Expenditure Data IN the 'Total and Variance Analysis' Section is Based on LAST ACTUAL Quarter Completed	Quarter - 1/1 - 3/31		4th Quarter - 4/1 - 6/30		
	Current Budget	Variance	Actual	Current Budget	Variance
Other	-	-		-	-
TOTAL REVENUE FROM FEDERAL SOURCES	196,410	-	-	196,410	-
LOCAL and OTHER REVENUE					
Contributions and Donations	-	-		-	-
Fundraising	-	-		-	-
Erate Reimbursement	11,702	-		11,702	-
Earnings on Investments	-	-		-	-
Interest Income	178	-		178	-
Food Service (Income from meals)	3,900	-		3,900	-
Text Book	8,465	-		8,465	-
OTHER	-	-		-	-
TOTAL REVENUE FROM LOCAL and OTHER SOURCES	24,245	-	-	24,245	-
TOTAL REVENUE					
	2,100,573	-	-	2,100,573	-



INTER SCHOOL					
n					
Total Revenue	2,100,573	-	-	2,100,573	-
Total Expenses	1,977,830	-	-	1,977,830	-
Net Income	122,743	-	-	122,743	-
Actual Student Enrollment	426	-	-	426	-
		Quarter - 1/1 - 3/31		4th Quarter - 4/1 - 6/30	
*NOTE: Enrollment, Revenue and Expenditure Data IN the 'Total and Variance Analysis' Section is Based on LAST ACTUAL Quarter Completed		Current Budget	Variance	Actual	Current Budget Variance
<b>EXPENSES</b>	Quarter 0				
<b>ADMINISTRATIVE STAFF PERSONNEL COSTS</b>	No. of Positions				
Executive Management	-	-	-	-	-
Instructional Management	-	37,500	-	37,500	-
Deans, Directors & Coordinators	-	116,213	-	116,213	-
CFO / Director of Finance	-	-	-	-	-
Operation / Business Manager	-	31,250	-	31,250	-
Administrative Staff	-	46,485	-	46,485	-
TOTAL ADMINISTRATIVE STAFF	-	231,448	-	-	231,448
<b>INSTRUCTIONAL PERSONNEL COSTS</b>					
Teachers - Regular	-	408,435	-	408,435	-
Teachers - SPED	-	120,325	-	120,325	-
Substitute Teachers	-	11,875	-	11,875	-
Teaching Assistants	-	-	-	-	-
Specialty Teachers	-	48,469	-	48,469	-
Aides	-	-	-	-	-
Therapists & Counselors	-	75,458	-	75,458	-
Other	-	25,352	-	25,352	-
TOTAL INSTRUCTIONAL	-	689,914	-	-	689,914
<b>NON-INSTRUCTIONAL PERSONNEL COSTS</b>					
Nurse	-	-	-	-	-
Librarian	-	-	-	-	-
Custodian	-	-	-	-	-
Security	-	-	-	-	-
Other	-	14,235	-	14,235	-
TOTAL NON-INSTRUCTIONAL	-	14,235	-	-	14,235
<b>SUBTOTAL PERSONNEL SERVICE COSTS</b>	-	935,597	-	-	935,597
<b>PAYROLL TAXES AND BENEFITS</b>					
Payroll Taxes		66,882	-	66,882	-
Fringe / Employee Benefits		77,438	-	77,438	-
Retirement / Pension		-	-	-	-
TOTAL PAYROLL TAXES AND BENEFITS		144,320	-	-	144,320
<b>TOTAL PERSONNEL SERVICE COSTS</b>	-	1,079,917	-	-	1,079,917

JUNTER SCHOOL n					
Total Revenue	2,100,573	-	-	2,100,573	-
Total Expenses	1,977,830	-	-	1,977,830	-
Net Income	122,743	-	-	122,743	-
Actual Student Enrollment	426	-	-	426	-
		Quarter - 1/1 - 3/31		4th Quarter - 4/1 - 6/30	
*NOTE: Enrollment, Revenue and Expenditure Data IN the 'Total and Variance Analysis' Section is Based on LAST ACTUAL Quarter Completed		JUNTER SCHOOL n			
		Current Budget	Variance	Actual	Current Budget      Variance
<b>CONTRACTED SERVICES</b>					
Accounting / Audit	2,302	-			2,302 -
Legal	1,250	-			1,250 -
Management Company Fee	276,827	-			276,827 -
Nurse Services	-	-			- -
Food Service / School Lunch	78,000	-			78,000 -
Payroll Services	2,500	-			2,500 -
Special Ed Services	4,250	-			4,250 -
Titlement Services (i.e. Title I)	-	-			- -
Other Purchased / Professional / Consulting	53,298	-			53,298 -
TOTAL CONTRACTED SERVICES	418,427	-	-	418,427	-

JUNIOR HIGH SCHOOL					
n					
Total Revenue	2,100,573	-	-	2,100,573	-
Total Expenses	1,977,830	-	-	1,977,830	-
Net Income	122,743	-	-	122,743	-
Actual Student Enrollment	426	-	-	426	-
		Quarter - 1/1 - 3/31		4th Quarter - 4/1 - 6/30	
*NOTE: Enrollment, Revenue and Expenditure Data IN the 'Total and Variance Analysis' Section is Based on LAST ACTUAL Quarter Completed					
		Current Budget	Variance	Actual	Current Budget Variance
<b>SCHOOL OPERATIONS</b>					
Board Expenses	-	-		-	-
Classroom / Teaching Supplies & Materials	13,000	-		13,000	-
Special Ed Supplies & Materials	1,500	-		1,500	-
Textbooks / Workbooks	11,870	-		11,870	-
Supplies & Materials other	-	-		-	-
Equipment / Furniture	15,000	-		15,000	-
Telephone	13,003	-		13,003	-
Technology	6,308	-		6,308	-
Student Testing & Assessment	1,723	-		1,723	-
Field Trips	2,500	-		2,500	-
Transportation (student)	550	-		550	-
Student Services - other	6,000	-		6,000	-
Office Expense	12,125	-		12,125	-
Staff Development	18,750	-		18,750	-
Staff Recruitment	3,000	-		3,000	-
Student Recruitment / Marketing	1,500	-		1,500	-
School Meals / Lunch	-	-		-	-
Travel (Staff)	250	-		250	-
Fundraising	-	-		-	-
Other	7,825	-		7,825	-
TOTAL SCHOOL OPERATIONS	114,904	-	-	114,904	-
<b>FACILITY OPERATION &amp; MAINTENANCE</b>					
Insurance	8,625	-		8,625	-
Janitorial	4,375	-		4,375	-
Building and Land Rent / Lease / Facility Finance Interest	266,582	-		266,582	-
Repairs & Maintenance	12,500	-		12,500	-
Equipment / Furniture	18,750	-		18,750	-
Security	-	-		-	-
Utilities	20,000	-		20,000	-
TOTAL FACILITY OPERATION & MAINTENANCE	330,832	-	-	330,832	-
<b>DEPRECIATION &amp; AMORTIZATION</b>					
RESERVES / CONTINGENCY	33,750	-		33,750	-
	-	-		-	-
<b>TOTAL EXPENSES</b>	<b>1,977,830</b>	<b>-</b>	<b>-</b>	<b>1,977,830</b>	<b>-</b>

RTER SCHOOL					
RTER SCHOOL					
n					
Total Revenue	2,100,573	-	-	2,100,573	-
Total Expenses	1,977,830	-	-	1,977,830	-
Net Income	122,743	-	-	122,743	-
Actual Student Enrollment	426	-	-	426	-
			Quarter - 1/1 - 3/31		4th Quarter - 4/1 - 6/30
			Quarter - 1/1 - 3/31		
			Current		
			Budget	Variance	
			Actual	Current	
				Budget	Variance
NET INCOME	122,743	-	-	122,743	-

\*NOTE: Enrollment, Revenue and Expenditure Data IN the 'Total and Variance Analysis' Section is Based on LAST ACTUAL Quarter Completed

4th QUARTER SCHOOL					
Enrollment					
Total Revenue	2,100,573	-	-	2,100,573	-
Total Expenses	1,977,830	-	-	1,977,830	-
Net Income	122,743	-	-	122,743	-
Actual Student Enrollment	426	-	-	426	-
Quarter - 1/1 - 3/31					
Quarter - 1/1 - 3/31			4th Quarter - 4/1 - 6/30		
*NOTE: Enrollment, Revenue and Expenditure Data IN the 'Total and Variance Analysis' Section is Based on LAST ACTUAL Quarter Completed					
			Actual	Current Budget	Variance
			Current Budget	Variance	
ENROLLMENT - *School Districts Are Linked To Above Entries*					
NYC CHANCELLOR'S OFFICE			426	-	-
-			-	-	-
-			-	-	-
-			-	-	-
-			-	-	-
-			-	-	-
-			-	-	-
-			-	-	-
-			-	-	-
-			-	-	-
-			-	-	-
-			-	-	-
-			-	-	-
-			-	-	-
-			-	-	-
-			-	-	-
ALL OTHER School Districts: ( Count = 0 )			-	-	-
TOTAL ENROLLMENT			426	-	-
REVENUE PER PUPIL			4,931	-	-
EXPENSES PER PUPIL			4,643	-	-

				CENTRAL BROOKLYN ASCEND CHARTER SCHOOL							
				Budget / Operating Plan							
				2017-18							
Total Revenue				-	-	-	8,365,517	(8,365,517)	-	-	8,365,517
Total Expenses				-	-	-	7,859,320	7,859,320	-	-	7,859,320
Net Income				-	-	-	506,197	(506,197)	-	-	506,197
Actual Student Enrollment				-	-	-			-	-	
*NOTE: Enrollment, Revenue and Expenditure Data IN the 'Total and Variance Analysis' Section is Based on LAST ACTUAL Quarter Completed				TOTALS AND VARIANCE ANALYSIS							
				Actual	Current Budget (Current Quarter)	Actual vs. Current Budget	Current Budget - TY	Actual vs. Current Budget TY	Original Budget (Current Quarter)	Actual vs. Original Budget	Original Budget - TY
REVENUE											
REVENUES FROM STATE SOURCES											
Per Pupil Revenue			CY Per Pupil Rate								
NYC CHANCELLOR'S OFFICE			14,527	-	-	-	6,188,502	(6,188,502)	-	-	6,188,502
-			-	-	-	-	-	-	-	-	-
-			-	-	-	-	-	-	-	-	-
-			-	-	-	-	-	-	-	-	-
-			-	-	-	-	-	-	-	-	-
-			-	-	-	-	-	-	-	-	-
-			-	-	-	-	-	-	-	-	-
-			-	-	-	-	-	-	-	-	-
-			-	-	-	-	-	-	-	-	-
-			-	-	-	-	-	-	-	-	-
-			-	-	-	-	-	-	-	-	-
-			-	-	-	-	-	-	-	-	-
-			-	-	-	-	-	-	-	-	-
-			-	-	-	-	-	-	-	-	-
-			-	-	-	-	-	-	-	-	-
ALL OTHER School Districts: ( Count = 0 )			-	-	-	-	-	-	-	-	-
TOTAL Per Pupil Revenue (Weighted Average Per Pupil Funding)			14,527	-	-	-	6,188,502	(6,188,502)	-	-	6,188,502
Special Education Revenue				-	-	-	609,568	(609,568)	-	-	609,568
Grants				-	-	-	-	-	-	-	-
Stimulus				-	-	-	-	-	-	-	-
DYCD (Department of Youth and Community Development)				-	-	-	-	-	-	-	-
Other				-	-	-	-	-	-	-	-
NYC DoE Rental Assistance				-	-	-	721,600	(721,600)	-	-	721,600
Other				-	-	-	-	-	-	-	-
TOTAL REVENUE FROM STATE SOURCES				-	-	-	7,519,670	(7,519,670)	-	-	7,519,670
REVENUE FROM FEDERAL FUNDING											
IDEA Special Needs				-	-	-	58,632	(58,632)	-	-	58,632
Title I				-	-	-	455,496	(455,496)	-	-	455,496
Title Funding - Other				-	-	-	16,339	(16,339)	-	-	16,339
School Food Service (Free Lunch)				-	-	-	221,000	(221,000)	-	-	221,000
Grants				-	-	-	-	-	-	-	-
Charter School Program (CSP) Planning & Implementation				-	-	-	-	-	-	-	-
Other				-	-	-	-	-	-	-	-

				CENTRAL BROOKLYN ASCEND CHARTER SCHOOL				
				Budget / Operating Plan				
				2017-18				
Total Revenue	-	-	-	8,365,517	(8,365,517)	-	-	8,365,517
Total Expenses	-	-	-	7,859,320	7,859,320	-	-	7,859,320
Net Income	-	-	-	506,197	(506,197)	-	-	506,197
Actual Student Enrollment	-	-	-			-	-	
				TOTALS AND VARIANCE ANALYSIS				
*NOTE: Enrollment, Revenue and Expenditure Data IN the 'Total and Variance Analysis' Section is Based on LAST ACTUAL Quarter Completed				Current	Actual	Current	Actual	Original
				Budget	vs.	Budget	vs.	Budget
				(Current	Current	(Current	Original	Original
				Quarter)	Budget	Quarter)	Budget	Budget -
				Actual		Budget TY		
Other	-	-	-	-	-	-	-	-
TOTAL REVENUE FROM FEDERAL SOURCES	-	-	-	751,467	(751,467)	-	-	751,467
LOCAL and OTHER REVENUE								
Contributions and Donations	-	-	-	-	-	-	-	-
Fundraising	-	-	-	-	-	-	-	-
Erate Reimbursement	-	-	-	46,808	(46,808)	-	-	46,808
Earnings on Investments	-	-	-	-	-	-	-	-
Interest Income	-	-	-	712	(712)	-	-	712
Food Service (Income from meals)	-	-	-	13,000	(13,000)	-	-	13,000
Text Book	-	-	-	33,860	(33,860)	-	-	33,860
OTHER	-	-	-	-	-	-	-	-
TOTAL REVENUE FROM LOCAL and OTHER SOURCES	-	-	-	94,380	(94,380)	-	-	94,380
TOTAL REVENUE	-	-	-	8,365,517	(8,365,517)	-	-	8,365,517

## 2017-18

<b>Total Revenue</b>	-	-	-	<b>8,365,517</b>	<b>(8,365,517)</b>	-	-	<b>8,365,517</b>
<b>Total Expenses</b>	-	-	-	<b>7,859,320</b>	<b>7,859,320</b>	-	-	<b>7,859,320</b>
<b>Net Income</b>	-	-	-	<b>506,197</b>	<b>(506,197)</b>	-	-	<b>506,197</b>
<b>Actual Student Enrollment</b>	-	-	-			-	-	

**\*NOTE: Enrollment, Revenue and Expenditure Data IN the 'Total and Variance Analysis' Section is Based on LAST ACTUAL Quarter Completed**

## TOTALS AND VARIANCE ANALYSIS

	Current Budget (Current Quarter)	Actual vs. Current Budget	Current Budget - TY	Actual vs. Current Budget TY	Original Budget (Current Quarter)	Actual vs. Original Budget	Original Budget -
Actual							

## EXPENSES

### ADMINISTRATIVE STAFF PERSONNEL COSTS

Quarter 0  
No. of Positions

Executive Management	-	-	-	-	-	-	-	-
Instructional Management	-	-	-	150,000	150,000	-	-	150,000
Deans, Directors & Coordinators	-	-	-	464,852	464,852	-	-	464,852
CFO / Director of Finance	-	-	-	-	-	-	-	-
Operation / Business Manager	-	-	-	125,000	125,000	-	-	125,000
Administrative Staff	-	-	-	<u>185,940</u>	<u>185,940</u>	-	-	<u>185,940</u>
TOTAL ADMINISTRATIVE STAFF	-	-	-	925,792	925,792	-	-	925,792

## INSTRUCTIONAL PERSONNEL COSTS

Teachers - Regular	-	-	-	1,633,740	1,633,740	-	-	1,633,740
Teachers - SPED	-	-	-	481,300	481,300	-	-	481,300
Substitute Teachers	-	-	-	47,500	47,500	-	-	47,500
Teaching Assistants	-	-	-	-	-	-	-	-
Specialty Teachers	-	-	-	193,876	193,876	-	-	193,876
Aides	-	-	-	-	-	-	-	-
Therapists & Counselors	-	-	-	301,832	301,832	-	-	301,832
Other	-	-	-	101,408	101,408	-	-	101,408
TOTAL INSTRUCTIONAL	-	-	-	2,759,656	2,759,656	-	-	2,759,656

### NON-INSTRUCTIONAL PERSONNEL COSTS

Nurse	-	-	-	-	-	-	-	-	-
Librarian	-	-	-	-	-	-	-	-	-
Custodian	-	-	-	-	-	-	-	-	-
Security	-	-	-	-	-	-	-	-	-
Other	-	-	-	-	56,940	56,940	-	-	56,940
<b>TOTAL NON-INSTRUCTIONAL</b>	-	-	-	-	<b>56,940</b>	<b>56,940</b>	-	-	<b>56,940</b>

**SUBTOTAL PERSONNEL SERVICE COSTS**

## PAYROLL TAXES AND BENEFITS

Payroll Taxes	-	-	-	267,528	267,528	-	-	267,528
Fringe / Employee Benefits	-	-	-	309,752	309,752	-	-	309,752
Retirement / Pension	-	-	-	-	-	-	-	-
<b>TOTAL PAYROLL TAXES AND BENEFITS</b>	-	-	-	<b>577,280</b>	<b>577,280</b>	-	-	<b>577,280</b>

**TOTAL PERSONNEL SERVICE COSTS**



				CENTRAL BROOKLYN ASCEND CHARTER SCHOOL				
				Budget / Operating Plan				
				2017-18				
Total Revenue	-	-	-	8,365,517	(8,365,517)	-	-	8,365,517
Total Expenses	-	-	-	7,859,320	7,859,320	-	-	7,859,320
Net Income	-	-	-	506,197	(506,197)	-	-	506,197
Actual Student Enrollment	-	-	-			-	-	
				TOTALS AND VARIANCE ANALYSIS				
*NOTE: Enrollment, Revenue and Expenditure Data IN the 'Total and Variance Analysis' Section is Based on LAST ACTUAL Quarter Completed				Current Budget (Current Quarter)	Actual vs. Current Budget	Current Budget - TY	Actual vs. Current Budget TY	Original Budget (Current Quarter)
				Actual	Actual vs. Current Budget	Current Budget - TY	Actual vs. Current Budget TY	Original Budget
<b>CONTRACTED SERVICES</b>								
Accounting / Audit				-	-	9,208	9,208	-
Legal				-	-	5,000	5,000	-
Management Company Fee				-	-	1,107,308	1,107,308	-
Nurse Services				-	-	-	-	-
Food Service / School Lunch				-	-	260,000	260,000	-
Payroll Services				-	-	10,000	10,000	-
Special Ed Services				-	-	17,000	17,000	-
Titlement Services (i.e. Title I)				-	-	-	-	-
Other Purchased / Professional / Consulting				-	-	213,192	213,192	-
<b>TOTAL CONTRACTED SERVICES</b>				-	-	1,621,708	1,621,708	-

				CENTRAL BROOKLYN ASCEND CHARTER SCHOOL				
				Budget / Operating Plan				
				2017-18				
Total Revenue	-	-	-	8,365,517	(8,365,517)	-	-	8,365,517
Total Expenses	-	-	-	7,859,320	7,859,320	-	-	7,859,320
Net Income	-	-	-	506,197	(506,197)	-	-	506,197
Actual Student Enrollment	-	-	-			-	-	
				TOTALS AND VARIANCE ANALYSIS				
*NOTE: Enrollment, Revenue and Expenditure Data IN the 'Total and Variance Analysis' Section is Based on LAST ACTUAL Quarter Completed				Current	Actual	Current	Actual	Original
				Budget	vs.	Budget	vs.	Budget
				(Current	Current	- TY	Current	(Current
				Quarter)	Budget		Budget TY	Quarter)
				Actual				Original
								Budget -
<b>SCHOOL OPERATIONS</b>								
Board Expenses	-	-	-	-	-	-	-	-
Classroom / Teaching Supplies & Materials	-	-	-	52,000	52,000	-	-	52,000
Special Ed Supplies & Materials	-	-	-	6,000	6,000	-	-	6,000
Textbooks / Workbooks	-	-	-	47,480	47,480	-	-	47,480
Supplies & Materials other	-	-	-	-	-	-	-	-
Equipment / Furniture	-	-	-	60,000	60,000	-	-	60,000
Telephone	-	-	-	52,012	52,012	-	-	52,012
Technology	-	-	-	25,232	25,232	-	-	25,232
Student Testing & Assessment	-	-	-	6,892	6,892	-	-	6,892
Field Trips	-	-	-	10,000	10,000	-	-	10,000
Transportation (student)	-	-	-	2,200	2,200	-	-	2,200
Student Services - other	-	-	-	24,000	24,000	-	-	24,000
Office Expense	-	-	-	48,500	48,500	-	-	48,500
Staff Development	-	-	-	75,000	75,000	-	-	75,000
Staff Recruitment	-	-	-	12,000	12,000	-	-	12,000
Student Recruitment / Marketing	-	-	-	6,000	6,000	-	-	6,000
School Meals / Lunch	-	-	-	-	-	-	-	-
Travel (Staff)	-	-	-	1,000	1,000	-	-	1,000
Fundraising	-	-	-	-	-	-	-	-
Other	-	-	-	31,300	31,300	-	-	31,300
TOTAL SCHOOL OPERATIONS	-	-	-	459,616	459,616	-	-	459,616
<b>FACILITY OPERATION &amp; MAINTENANCE</b>								
Insurance	-	-	-	34,500	34,500	-	-	34,500
Janitorial	-	-	-	17,500	17,500	-	-	17,500
Building and Land Rent / Lease / Facility Finance Interest	-	-	-	1,066,328	1,066,328	-	-	1,066,328
Repairs & Maintenance	-	-	-	50,000	50,000	-	-	50,000
Equipment / Furniture	-	-	-	75,000	75,000	-	-	75,000
Security	-	-	-	-	-	-	-	-
Utilities	-	-	-	80,000	80,000	-	-	80,000
TOTAL FACILITY OPERATION & MAINTENANCE	-	-	-	1,323,328	1,323,328	-	-	1,323,328
<b>DEPRECIATION &amp; AMORTIZATION</b>				-	-	-	-	-
<b>RESERVES / CONTINGENCY</b>				-	-	-	-	-
<b>TOTAL EXPENSES</b>	-	-	-	<b>7,859,320</b>	<b>7,859,320</b>	-	-	<b>7,859,320</b>

				CENTRAL BROOKLYN ASCEND CHARTER SCHOOL							
				Budget / Operating Plan							
				2017-18							
Total Revenue	-	-	-	8,365,517	(8,365,517)	-	-	8,365,517			
Total Expenses	-	-	-	7,859,320	7,859,320	-	-	7,859,320			
Net Income	-	-	-	506,197	(506,197)	-	-	506,197			
Actual Student Enrollment	-	-	-			-	-				
				TOTALS AND VARIANCE ANALYSIS							
*NOTE: Enrollment, Revenue and Expenditure Data IN the 'Total and Variance Analysis' Section is Based on LAST ACTUAL Quarter Completed				Actual	Current Budget (Current Quarter)	Actual vs. Current Budget	Current Budget - TY	Actual vs. Current Budget TY	Original Budget (Current Quarter)	Actual vs. Original Budget	Original Budget -
NET INCOME				-	-	-	506,197	(506,197)	-	-	506,197

				CENTRAL BROOKLYN ASSEMBLY CHARTER SCHOOL Operating Plan Budget / Operating Plan 2017-18						
Total Revenue	-	-	-	8,365,517	(8,365,517)	-	-	8,365,517		
Total Expenses	-	-	-	7,859,320	7,859,320	-	-	7,859,320		
Net Income	-	-	-	506,197	(506,197)	-	-	506,197		
Actual Student Enrollment	-	-	-			-	-			
				TOTALS AND VARIANCE ANALYSIS						
*NOTE: Enrollment, Revenue and Expenditure Data IN the 'Total and Variance Analysis' Section is Based on LAST ACTUAL Quarter Completed				TOTALS AND VARIANCE ANALYSIS						
				Actual	Current Budget (Current Quarter)	Actual vs. Current Budget	Current Budget - TY	Actual vs. Current Budget TY	Original Budget (Current Quarter)	Actual vs. Original Budget
ENROLLMENT - *School Districts Are Linked To Above Entries*				* Enrollment Data Based on Last Actual Quarter Completed						
NYC CHANCELLOR'S OFFICE				-	-	-		-	-	
-				-	-	-		-	-	
-				-	-	-		-	-	
-				-	-	-		-	-	
-				-	-	-		-	-	
-				-	-	-		-	-	
-				-	-	-		-	-	
-				-	-	-		-	-	
-				-	-	-		-	-	
-				-	-	-		-	-	
-				-	-	-		-	-	
-				-	-	-		-	-	
-				-	-	-		-	-	
-				-	-	-		-	-	
-				-	-	-		-	-	
-				-	-	-		-	-	
-				-	-	-		-	-	
ALL OTHER School Districts: ( Count = 0 )				-	-	-		-	-	
TOTAL ENROLLMENT				-	-	-		-	-	
REVENUE PER PUPIL				-	-	-		-	-	
EXPENSES PER PUPIL				-	-	-		-	-	

DL				
Total Revenue	(8,365,517)	-	-	
Total Expenses	7,859,320	-	-	
Net Income	(506,197)	-	-	
Actual Student Enrollment		-		
*NOTE: Enrollment, Revenue and Expenditure Data IN the 'Total and Variance Analysis' Section is Based on LAST ACTUAL Quarter Completed		Actual vs. Original Budget TY	PY Actual (PY TY / No. of COMPLETED Actual CY	Actual CY vs. Actual PY
<b>REVENUE</b>				
<b>REVENUES FROM STATE SOURCES</b>				
Per Pupil Revenue	CY Per Pupil Rate			
NYC CHANCELLOR'S OFFICE	14,527	(6,188,502)	-	-
-	-	-	-	-
-	-	-	-	-
-	-	-	-	-
-	-	-	-	-
-	-	-	-	-
-	-	-	-	-
-	-	-	-	-
-	-	-	-	-
-	-	-	-	-
-	-	-	-	-
-	-	-	-	-
-	-	-	-	-
-	-	-	-	-
-	-	-	-	-
-	-	-	-	-
ALL OTHER School Districts: ( Count = 0 )	-	-	-	-
TOTAL Per Pupil Revenue (Weighted Average Per Pupil Funding)	14,527	(6,188,502)	-	-
Special Education Revenue		(609,568)	-	-
Grants				
Stimulus		-	-	-
DYCD (Department of Youth and Community Development)		-	-	-
Other		-	-	-
NYC DoE Rental Assistance		(721,600)	-	-
Other		-	-	-
TOTAL REVENUE FROM STATE SOURCES		(7,519,670)	-	-
<b>REVENUE FROM FEDERAL FUNDING</b>				
IDEA Special Needs		(58,632)	-	-
Title I		(455,496)	-	-
Title Funding - Other		(16,339)	-	-
School Food Service (Free Lunch)		(221,000)	-	-
Grants				
Charter School Program (CSP) Planning & Implementation		-	-	-
Other		-	-	-



--	--

	Quarter 0
<b>EXPENSES</b>	

ADMINISTRATIVE STAFF PERSONNEL COSTS	No. of Positions
--------------------------------------	------------------

Executive Management	-	-	-	-
----------------------	---	---	---	---

INSTRUCTIONAL PERSONNEL COSTS			
-------------------------------	--	--	--

Teachers - Regular	-	1,633,740	-	-
--------------------	---	-----------	---	---

Teachers - SPED	-	481,300	-	-
Substitute Teachers	-	47,500	-	-
Teaching Assistants	-	-	-	-
Specialty Teachers	-	193,876	-	-
Aides	-	-	-	-
Therapists & Counselors	-	301,832	-	-
Other	-	101,408	-	-
TOTAL INSTRUCTIONAL	-	2,759,656	-	-

Nurse	-	-	-	-
-------	---	---	---	---

Librarian	-	-	-	-
Custodian	-	-	-	-
Security	-	-	-	-
Other	-	56,940	-	-
<b>TOTAL NON-INSTRUCTIONAL</b>	-	<b>56,940</b>	-	-

	2019	2018
PAYROLL TAXES AND BENEFITS	\$ 6,700	\$ 6,700

Payroll Taxes	267,528	-	-
---------------	---------	---	---

Fringe / Employee Benefits	309,752	-	-
Retirement / Pension	-	-	-
<b>TOTAL PAYROLL TAXES AND BENEFITS</b>	<b>577,280</b>	<b>-</b>	<b>-</b>

<b>TOTAL PERSONNEL SERVICE COSTS</b>	-	4,319,668	-	-
--------------------------------------	---	-----------	---	---

<b>Total Revenue</b>	(8,365,517)	-	
<b>Total Expenses</b>	7,859,320	-	-
<b>Net Income</b>	(506,197)	-	-
<b>Actual Student Enrollment</b>		-	
<b>*NOTE: Enrollment, Revenue and Expenditure Data IN the 'Total and Variance Analysis' Section is Based on LAST ACTUAL Quarter Completed</b>	<b>Actual vs. Original Budget TY</b>	<b>PY Actual (PY TY / No. of COMPLETED Actual CY</b>	<b>Actual CY vs. Actual PY</b>
<b>CONTRACTED SERVICES</b>			
Accounting / Audit	9,208	-	-
Legal	5,000	-	-
Management Company Fee	1,107,308	-	-
Nurse Services	-	-	-
Food Service / School Lunch	260,000	-	-
Payroll Services	10,000	-	-
Special Ed Services	17,000	-	-
Titlement Services (i.e. Title I)	-	-	-
Other Purchased / Professional / Consulting	213,192	-	-
<b>TOTAL CONTRACTED SERVICES</b>	1,621,708	-	-



DL			
Total Revenue	(8,365,517)	-	-
Total Expenses	7,859,320	-	-
Net Income	(506,197)	-	-
Actual Student Enrollment		-	-
*NOTE: Enrollment, Revenue and Expenditure Data IN the 'Total and Variance Analysis' Section is Based on LAST ACTUAL Quarter Completed	Actual vs. Original Budget TY	PY Actual (PY TY / No. of COMPLETED Actual CY	Actual CY vs. Actual PY
<b>SCHOOL OPERATIONS</b>			
Board Expenses	-	-	-
Classroom / Teaching Supplies & Materials	52,000	-	-
Special Ed Supplies & Materials	6,000	-	-
Textbooks / Workbooks	47,480	-	-
Supplies & Materials other	-	-	-
Equipment / Furniture	60,000	-	-
Telephone	52,012	-	-
Technology	25,232	-	-
Student Testing & Assessment	6,892	-	-
Field Trips	10,000	-	-
Transportation (student)	2,200	-	-
Student Services - other	24,000	-	-
Office Expense	48,500	-	-
Staff Development	75,000	-	-
Staff Recruitment	12,000	-	-
Student Recruitment / Marketing	6,000	-	-
School Meals / Lunch	-	-	-
Travel (Staff)	1,000	-	-
Fundraising	-	-	-
Other	31,300	-	-
TOTAL SCHOOL OPERATIONS	459,616	-	-
<b>FACILITY OPERATION &amp; MAINTENANCE</b>			
Insurance	34,500	-	-
Janitorial	17,500	-	-
Building and Land Rent / Lease / Facility Finance Interest	1,066,328	-	-
Repairs & Maintenance	50,000	-	-
Equipment / Furniture	75,000	-	-
Security	-	-	-
Utilities	80,000	-	-
TOTAL FACILITY OPERATION & MAINTENANCE	1,323,328	-	-
<b>DEPRECIATION &amp; AMORTIZATION</b>	135,000	-	-
<b>RESERVES / CONTINGENCY</b>	-	-	-
<b>TOTAL EXPENSES</b>	<b>7,859,320</b>	-	-

	DL		
	DL		

Total Revenue	(8,365,517)	-	-
Total Expenses	7,859,320	-	-
Net Income	(506,197)	-	-
Actual Student Enrollment		-	
*NOTE: Enrollment, Revenue and Expenditure Data IN the 'Total and Variance Analysis' Section is Based on LAST ACTUAL Quarter Completed		Actual vs. Original Budget TY	PY Actual (PY TY / No. of COMPLETED Actual CY Actual PY
NET INCOME	(506,197)	-	-

DL			
Total Revenue	(8,365,517)	-	-
Total Expenses	7,859,320	-	=
Net Income	(506,197)	-	-
Actual Student Enrollment		-	
*NOTE: Enrollment, Revenue and Expenditure Data IN the 'Total and Variance Analysis' Section is Based on LAST ACTUAL Quarter Completed	Actual vs. Original Budget TY	PY Actual (PY TY / No. of COMPLETED Actual CY	Actual CY vs. Actual PY
ENROLLMENT - *School Districts Are Linked To Above Entries*			
NYC CHANCELLOR'S OFFICE		-	-
-		-	-
-		-	-
-		-	-
-		-	-
-		-	-
-		-	-
-		-	-
-		-	-
-		-	-
-		-	-
-		-	-
-		-	-
-		-	-
-		-	-
-		-	-
ALL OTHER School Districts: ( Count = 0 )		-	-
TOTAL ENROLLMENT		-	-
REVENUE PER PUPIL		-	-
EXPENSES PER PUPIL		-	-



**Annual Report Requirement**  
*for SUNY Authorized Charter Schools*  
**CENTRAL BROOKLYN ASCEND CHARTER SCHOOL**  
**2017-18**

Administrative  
expenditures per pupil:

\$0.00

Per NYS Statute

Administrative expenditures per pupil: the sum of all general administration salaries and other general administration expenditures divided by the total number of enrolled students. Employee benefit costs or expenditures should not be reported here.

**\*NOTE: THIS TAB ONLY NEEDS TO BE COMPLETED FOR Q4**

**Disclosure of Financial Interest by a Current or Proposed Charter School  
Education Corporation Trustee**

**Trustee Name:**

Amanda Craft

**Name of Charter School Education Corporation (for an unmerged school, this is the Charter School Name):**

Ascend Charter School

1. § List all positions held on the education corporation board (e.g., president, treasurer, parent representative).

**Secretary, Trustee**

2. § Is the trustee an employee of any school operated by the Education Corporation?  
\_\_\_ Yes \_\_\_x\_\_\_ No

If **Yes**, for each school, please provide a description of the position(s) you hold, your responsibilities, your salary and your start date.

3. § Is the trustee an employee or agent of the management company or institutional partner of the charter school(s) governed by the Education Corporation?

\_\_\_ Yes \_\_\_x\_\_\_ No

If **Yes**, for each school, please provide a description of the position(s) you hold, your responsibilities, your salary and your start date.

4. § Identify each interest/transaction (and provide the requested information) that you or any of your immediate family members or any persons who live with you in your house have held or engaged in with the charter school(s) governed by the Education Corporation during the time you have served on the board, and in the six-month period prior to such service. If there has been no such financial interest or transaction, write **None**. Please note that if you answered **Yes** to Questions 2-4 above, you need not disclose again your employment status, salary, etc.

Date(s)	Nature of Financial Interest/Transaction	Steps taken to avoid a conflict of interest, (e.g., did not vote, did not participate in discussion)	Name of person holding interest or engaging in transaction and relationship to yourself
N/A	N/A	N/A	N/A

5. Identify each individual, business, corporation, union association, firm, partnership, committee proprietorship, franchise holding company, joint stock company, business or real estate trust, non-profit organization, or other organization or group of people doing business with the school(s) governed by the Education Corporation **and** in which such entity, during the time of your tenure as a trustee, you and/or your immediate family member(s) or person(s) living in your house had a financial interest or other relationship. If you are a member, director, officer or employee of an organization formally partnered with the school(s) that is/are doing business with the school(s) through a management or services agreement, please identify only the name of the organization, your position in the organization, and the relationship between such organization and the school(s). If there was no financial interest, write **None**.

Organization conducting business with the school(s)	Nature of business conducted	Approximate value of the business conducted	Name of Trustee and/or immediate family member of household holding an interest in the organization conducting business with the school(s) and the nature of the interest	Steps Taken to Avoid Conflict of Interest
Teach For America	We have hired TFA corps members in the past (I believe)	I have no knowledge of this.	Amanda Craft – I was previously (until 2012) a staff member of TFA	I was not involved in TFA's district strategy team and also not involved in Ascends decision to use TFA.

Signature

Date

7/26/2017

*Please note that this document is considered a public record and as such, may be made available to members of the public upon request under the Freedom of Information Law. Personal contact information provided below will be redacted.*

Business Telephone: \_\_\_\_\_

Business Address: \_\_\_\_\_

E-mail Address: \_\_\_\_\_

Home Telephone: \_\_\_\_\_

Home Address: \_\_\_\_\_

<p align="center"><b>Disclosure of Financial Interest by a Current or Proposed Charter School Education Corporation Trustee *</b></p>
---------------------------------------------------------------------------------------------------------------------------------------

Trustee Name:

  Katya Levitan-Reiner  

Name of Charter School Education Corporation (for an unmerged school, this is the Charter School Name):

  Ascend Charter Schools  

1. \*List all positions held on the education corporation board (e.g., president, treasurer, parent representative). **Treasurer**

2. \*Is the trustee an employee of any school operated by the Education Corporation?  
       \_\_\_ **Yes** \_\_\_ **X** \_\_\_ **No**

If **Yes**, for each school, please provide a description of the position(s) you hold, your responsibilities, your salary and your start date.

3. \*Is the trustee an employee or agent of the management company or institutional partner of the charter school(s) governed by the Education Corporation?

      \_\_\_ **Yes** \_\_\_ **X** \_\_\_ **No**

If **Yes**, for each school, please provide a description of the position(s) you hold, your responsibilities, your salary and your start date.

4. \*Identify each interest/transaction (and provide the requested information) that you or any of your immediate family members or any persons who live with you in your house have held or engaged in with the charter school(s) governed by the Education Corporation during the time you have served on the board, and in the six-month period prior to such service. If there has been no such financial interest or transaction, write **None**. Please note that if you answered **Yes** to Questions 2-4 above, you need not disclose again your employment status, salary, etc.

Date(s)	Nature of Financial Interest/Transaction	Steps taken to avoid a conflict of interest, (e.g., did not vote, did not participate in discussion)	Name of person holding interest or engaging in transaction and relationship to yourself
NONE <i>Please write "None" if applicable. Do not leave this space blank.</i>			

--	--	--	--

5. \*Identify each individual, business, corporation, union association, firm, partnership, committee proprietorship, franchise holding company, joint stock company, business or real estate trust, non-profit organization, or other organization or group of people doing business with the school(s) governed by the Education Corporation **and** in which such entity, during the time of your tenure as a trustee, you and/or your immediate family member(s) or person(s) living in your house had a financial interest or other relationship. If you are a member, director, officer or employee of an organization formally partnered with the school(s) that is/are doing business with the school(s) through a management or services agreement, please identify only the name of the organization, your position in the organization, and the relationship between such organization and the school(s). If there was no financial interest, write **None**.

Organization conducting business with the school(s)	Nature of business conducted	Approximate value of the business conducted	Name of Trustee and/or immediate family member of household holding an interest in the organization conducting business with the school(s) and the nature of the interest	Steps Taken to Avoid Conflict of Interest
<i>Please write "None" if applicable. Do not leave this space blank.</i>				
NONE				


*Katya Levitan-Reiner*  
 Signature

07/26/17  
 Date

*Please note that this document is considered a public record and as such, may be made available to members of the public upon request under the Freedom of Information Law. Personal contact information provided below will be redacted.*

**Business Telephone:** \_\_\_\_\_

**Business Address:** \_\_\_\_\_



\_\_\_\_\_

\_\_\_\_\_

\_\_\_\_\_



<p align="center"><b>Disclosure of Financial Interest by a Current or Proposed Charter School Education Corporation Trustee</b></p>
-----------------------------------------------------------------------------------------------------------------------------------------

Trustee Name:

\_\_\_\_\_**Stephanie Mauterstock**\_\_\_\_\_

Name of Charter School Education Corporation (for an unmerged school, this is the Charter School Name):

\_\_\_\_\_**Ascend Charter Schools Education Corporation**

1. £List all positions held on the education corporation board (e.g., president, treasurer, parent representative).

Board Chair

2. £Is the trustee an employee of any school operated by the Education Corporation?  
\_\_\_\_**Yes** \_\_x\_\_**No**

If **Yes**, for each school, please provide a description of the position(s) you hold, your responsibilities, your salary and your start date.

3. £Is the trustee an employee or agent of the management company or institutional partner of the charter school(s) governed by the Education Corporation?

\_\_\_\_**Yes** \_x\_\_**No**

If **Yes**, for each school, please provide a description of the position(s) you hold, your responsibilities, your salary and your start date.


4. £Identify each interest/transaction (and provide the requested information) that you or any of your immediate family members or any persons who live with you in your house have held or engaged in with the charter school(s) governed by the Education Corporation during the time you have served on the board, and in the six-month period prior to such service. If there has been no such financial interest or transaction, write **None**. Please note that if you answered **Yes** to Questions 2-4 above, you need not disclose again your employment status, salary, etc.

Date(s)	Nature of Financial Interest/Transaction	Steps taken to avoid a conflict of interest, (e.g., did not vote, did not participate in discussion)	Name of person holding interest or engaging in transaction and relationship to yourself
None			
<i>Please write "None" if applicable. Do not leave this space blank.</i>			

--	--	--	--

5. Identify each individual, business, corporation, union association, firm, partnership, committee proprietorship, franchise holding company, joint stock company, business or real estate trust, non-profit organization, or other organization or group of people doing business with the school(s) governed by the Education Corporation **and** in which such entity, during the time of your tenure as a trustee, you and/or your immediate family member(s) or person(s) living in your house had a financial interest or other relationship. If you are a member, director, officer or employee of an organization formally partnered with the school(s) that is/are doing business with the school(s) through a management or services agreement, please identify only the name of the organization, your position in the organization, and the relationship between such organization and the school(s). If there was no financial interest, write **None**.

Organization conducting business with the school(s)	Nature of business conducted	Approximate value of the business conducted	Name of Trustee and/or immediate family member of household holding an interest in the organization conducting business with the school(s) and the nature of the interest	Steps Taken to Avoid Conflict of Interest
None	Please write "None" if applicable. Do not leave this space blank.			

Signature 

Date 7/27/17

Please note that this document is considered a public record and as such, may be made available to members of the public upon request under the Freedom of Information Law. Personal contact information provided below will be redacted.


Business Telephone:

Bus

E-m

Hom

Hom



<b>Disclosure of Financial Interest by a Current or Proposed Charter School Education Corporation Trustee</b>
---------------------------------------------------------------------------------------------------------------

Trustee Name:

Christine Schlendorf

Name of Charter School Education Corporation (for an unmerged school, this is the Charter School Name):

Ascend Charter Schools

1. List all positions held on the education corporation board (e.g., president, treasurer, parent representative). Board member
2. Is the trustee an employee of any school operated by the Education Corporation?  
\_\_\_ Yes \_\_\_ ☒ No

If **Yes**, for each school, please provide a description of the position(s) you hold, your responsibilities, your salary and your start date.

3. Is the trustee an employee or agent of the management company or institutional partner of the charter school(s) governed by the Education Corporation?  
\_\_\_ Yes \_\_\_ ☒ No

If **Yes**, for each school, please provide a description of the position(s) you hold, your responsibilities, your salary and your start date.


4. Identify each interest/transaction (and provide the requested information) that you or any of your immediate family members or any persons who live with you in your house have held or engaged in with the charter school(s) governed by the Education Corporation during the time you have served on the board, and in the six-month period prior to such service. If there has been no such financial interest or transaction, write **None**. Please note that if you answered **Yes** to Questions 2-4 above, you need not disclose again your employment status, salary, etc.

Date(s)	Nature of Financial Interest/Transaction	Steps taken to avoid a conflict of interest, (e.g., did not vote, did not participate in discussion)	Name of person holding interest or engaging in transaction and relationship to yourself
None	None	None	None

--	--	--	--

5. Identify each individual, business, corporation, union association, firm, partnership, committee proprietorship, franchise holding company, joint stock company, business or real estate trust, non-profit organization, or other organization or group of people doing business with the school(s) governed by the Education Corporation **and** in which such entity, during the time of your tenure as a trustee, you and/or your immediate family member(s) or person(s) living in your house had a financial interest or other relationship. If you are a member, director, officer or employee of an organization formally partnered with the school(s) that is/are doing business with the school(s) through a management or services agreement, please identify only the name of the organization, your position in the organization, and the relationship between such organization and the school(s). If there was no financial interest, write **None**.

Organization conducting business with the school(s)	Nature of business conducted	Approximate value of the business conducted	Name of Trustee and/or immediate family member of household holding an interest in the organization conducting business with the school(s) and the nature of the interest	Steps Taken to Avoid Conflict of Interest
None	None	None	None	None

  
 Signature \_\_\_\_\_ Date 7/24/2017

*Please note that this document is considered a public record and as such, may be made available to members of the public upon request under the Freedom of Information Law. Personal contact information provided below will be redacted.*

**Business Tel** \_\_\_\_\_  
**Business Ad** \_\_\_\_\_  
**E-mail Address** \_\_\_\_\_  
**Home Telephone** \_\_\_\_\_  
**Home Address** \_\_\_\_\_

<b>Disclosure of Financial Interest by a Current or Proposed Charter School Education Corporation Trustee</b>
---------------------------------------------------------------------------------------------------------------

Trustee Name:       **Oral Walcott**

---

**Name of Charter School Education Corporation (for an unmerged school, this is the Charter School Name):**

**Ascend Charter Schools**

---

1. List all positions held on the education corporation board (e.g., president, treasurer, parent representative).

Trustee, parent representative

2. Is the trustee an employee of any school operated by the Education Corporation?

\_\_\_\_ **Yes**   **X** **No**

If **Yes**, for each school, please provide a description of the position(s) you hold, your responsibilities, your salary and your start date.

3. Is the trustee an employee or agent of the management company or institutional partner of the charter school(s) governed by the Education Corporation?

\_\_\_\_ **Yes**   **X** **No**


If **Yes**, for each school, please provide a description of the position(s) you hold, your responsibilities, your salary and your start date.

4. Identify each interest/transaction (and provide the requested information) that you or any of your immediate family members or any persons who live with you in your house have held or engaged in with the charter school(s) governed by the Education Corporation during the time you have served on the board, and in the six-month period prior to such service. If there has been no such financial interest or transaction, write **None**. Please note that if you answered **Yes** to Questions 2-4 above, you need not disclose again your employment status, salary, etc.

Date(s)	Nature of Financial Interest/Transaction	Steps taken to avoid a conflict of interest, (e.g., did not vote, did not participate in discussion)	Name of person holding interest or engaging in transaction and relationship to yourself
NONE	NONE	NONE	NONE

5. Identify each individual, business, corporation, union association, firm, partnership, committee proprietorship, franchise holding company, joint stock company, business or real estate trust, non-profit organization, or other organization or group of people doing business with the school(s) governed by the Education Corporation **and** in which such entity, during the time of your tenure as a trustee, you and/or your immediate family member(s) or person(s) living in your house had a financial interest or other relationship. If you are a member, director, officer or employee of an organization formally partnered with the school(s) that is/are doing business with the school(s) through a management or services agreement, please identify only the name of the organization, your position in the organization, and the relationship between such organization and the school(s). If there was no financial interest, write **None**.

Organization conducting business with the school(s)	Nature of business conducted	Approximate value of the business conducted	Name of Trustee and/or immediate family member of household holding an interest in the organization conducting business with the school(s) and the nature of the interest	Steps Taken to Avoid Conflict of Interest
NONE	NONE	NONE	NONE	N/A



Signature

July 27, 2017

Date

*Please note that this document is considered a public record and as such, may be made available to members of the public upon request under the Freedom of Information Law. Personal contact information provided below will be redacted.*


Business Tele

Business Add

E-mail Address

Home Telephone

Home Address



<b>Disclosure of Financial Interest by a Current or Proposed Charter School Education Corporation Trustee</b>
---------------------------------------------------------------------------------------------------------------

Trustee Name:

Kwaku Andoh

Name of Charter School Education Corporation (for an unmerged school, this is the Charter School Name):

Ascend Charter Schools

1. List all positions held on the education corporation board (e.g., president, treasurer, parent representative).

2. Is the trustee an employee of any school operated by the Education Corporation?  
\_\_\_ Yes \_\_\_ ☒ No

If **Yes**, for each school, please provide a description of the position(s) you hold, your responsibilities, your salary and your start date.

3. Is the trustee an employee or agent of the management company or institutional partner of the charter school(s) governed by the Education Corporation?  
\_\_\_ Yes \_\_\_ ☒ No

If **Yes**, for each school, please provide a description of the position(s) you hold, your responsibilities, your salary and your start date.

4. Identify each interest/transaction (and provide the requested information) that you or any of your immediate family members or any persons who live with you in your house have held or engaged in with the charter school(s) governed by the Education Corporation during the time you have served on the board, and in the six-month period prior to such service. If there has been no such financial interest or transaction, write **None**. Please note that if you answered **Yes** to Questions 2-4 above, you need not disclose again your employment status, salary, etc.

Date(s)	Nature of Financial Interest/Transaction	Steps taken to avoid a conflict of interest, (e.g., did not vote, did not participate in discussion)	Name of person holding interest or engaging in transaction and relationship to yourself
NONE	NONE	NONE	NONE

5. Identify each individual, business, corporation, union association, firm, partnership, committee proprietorship, franchise holding company, joint stock company, business or real estate trust, non-profit organization, or other organization or group of people doing business with the school(s) governed by the Education Corporation and in which such entity, during the time of your tenure as a trustee, you and/or your immediate family member(s) or person(s) living in your house had a financial interest or other relationship. If you are a member, director, officer or employee of an organization formally partnered with the school(s) that is/are doing business with the school(s) through a management or services agreement, please identify only the name of the organization, your position in the organization, and the relationship between such organization and the school(s). If there was no financial interest, write **None**.

Organization conducting business with the school(s)	Nature of business conducted	Approximate value of the business conducted	Name of Trustee and/or immediate family member of household holding an interest in the organization conducting business with the school(s) and the nature of the interest	Steps Taken to Avoid Conflict of Interest
NONE	NONE	NONE	NONE	NONE

(Completed with permission on behalf of Kwaku Andoh, who is traveling out of the country, by Dylan Schaffer, Planning and External Affairs Manager at Ascend Learning.)

Signature



Date

7/24/17

*Please note that this document is considered a public record and as such, may be made available to members of the public upon request under the Freedom of Information Law. Personal contact information provided below will be redacted.*


Business Telephone:

Business Address:

E-mail Address:

Home Telephone:

Home Address:







# Entry 9 BOT Table

Last updated: 07/31/2017

(tab across or use scroll bar at bottom of table)

## 1. Current Board Member Information

	Trustee Name	Email Addresses	Position on the Board	Committee Affiliations	Voting Member Per By-Laws? (Y/N)	Area of Expertise, and/or Additional Role at School (parent, staff member, etc.)	Number of Terms Served and Length of Each (Include election date and term expiration)	Number of Board Mtgs Attended during 2016-17?
1	Stephanie Mauterstock		Chair/ Board President	Executive, Finance, Nominating	Yes	education	07/2016-08/2017	9
2	Kathleen Quirk		Vice Chair/ Vice President	Executive, Academic, Hiring	Yes	education	07/2016-08/2017	12
3	Amanda Craft		Secretary	Executive, Academic, Hiring	Yes	human resources	07/2016-08/2017	11
4	Katya Levitan-Reiner		Treasurer	Executive, Finance, Nominating	Yes	education	07/2016-08/2017	9
			Trustee				07/201	

5	Kwaku Andoh		e/Mem ber	Acade mic	Yes	financ e, law	6- 08/201 7	8
6	Christi ne Schlen dorf		Truste e/Mem ber	Financ e	Yes	facilitie s, real estate	07/201 6- 08/201 7	5 or less
7	Oral Walcot t		Truste e/Mem ber	Execut ive, Hiring, Nomin ating	Yes	parent, comm unity relatio ns	07/201 6- 08/201 7	10
8								
9								
10								
11								
12								
13								
14								
15								
16								
17								
18								
19								
20								

**2. Total Number of Members on June 30, 2016** 7

**3. Total Number of Members Joining the Board 2016-17 School Year** 0

<b>4. Total Number of Members Departing the Board during the 2016-17 School Year</b>	<b>0</b>
<b>5. Number of Voting Members 2016-17, as set by the by-laws, resolution or minutes</b>	<b>7</b>
<b>6. Number of Board Meetings Conducted in the 2016-17 School Year</b>	<b>13</b>
<b>7. Number of Board Meetings Scheduled for the <a href="#">2017-18</a> School Year</b>	<b>12</b>

**Thank you.**



# Entry 11 Enrollment and Retention of Special Populations

Last updated: 07/31/2017

## [Instructions for Reporting Enrollment and Retention Strategies](#)

Describe the efforts the charter school has made in 2016-2017 toward meeting targets to attract and retain enrollment of students with disabilities, English language learners, and students who are economically disadvantaged. In addition, describe the school's plans for meeting or making progress toward meeting its enrollment and retention targets in 2017-2018.

## Recruitment/Attraction Efforts Toward Meeting Targets

	Describe Efforts Toward Meeting Recruitment Targets 2016-17)	Describe Plans Toward Meeting Recruitment Targets 2017-18)
	<p>Ascend Public Charter Schools is committed to serving all students, regardless of disabilities, English language learner (ELL) status, or economic disadvantage. Communication with potential applicants and with current families remains an important priority for recruitment and retention. Ascend Public Charter Schools maintains an engaging website where families can learn about Ascend Public Charter School's mission and core values and gain more information about curriculum and school culture.</p> <p>Ascend Public Charter Schools will continue working to attract and recruit English language learners and other special populations, in numbers comparable to the host district in which the school resides, and the schools will ensure that such students are welcomed warmly and served effectively.</p> <p>To ensure that educationally disadvantaged children and their families, including students with special needs and English language learners, are aware of the opportunity to enroll in Ascend Public Charter</p>	<p>For the 1718 school year, we will continue to implement our current recruitment strategies and enhance them, to ensure that these populations make up a significant portion of our applications.</p> <p>Ascend Public Charter Schools is committed to serving all students, regardless of disabilities, English language learner (ELL) status, or economic disadvantage. Communication with potential applicants and with current families remains an important priority for recruitment and retention. Ascend Public Charter Schools maintains an engaging website where families can learn about Ascend Public Charter School's mission and core values and gain more information about curriculum and school culture.</p> <p>Ascend Public Charter Schools will continue working to attract and recruit English language learners and other special populations, in numbers comparable to the host district in which the school resides, and the schools will ensure that such students are welcomed warmly and served effectively.</p> <p>To ensure that educationally disadvantaged children and their families, including students with special needs and English language</p>

<p>Economically Disadvantaged</p>	<p>Schools, Ascend Public Charter Schools will conduct a rigorous recruitment campaign throughout Brooklyn. Marketing materials translated into Spanish, French and Haitian Creole will emphasize that the schools are tuition-free public schools of choice that welcome and serve all children. Ascend Public Charter Schools imposes no admissions preconditions or requirements. Families are encouraged but never required to attend meetings or information sessions, adhere to the school's mission or philosophy, or sign any agreements or contracts imposing responsibilities or commitments, such as reviewing homework or volunteering for the school.</p> <p>Staff will visit neighborhood feeder schools (pre-schools, including Head Start facilities and elementary schools) that serve high populations of students who are learning English as a second language and who have special education needs. The network recruitment team and staff will also recruit students by reaching out to doctors' offices, churches, grocery stores, restaurants, early intervention service-providers and agencies, and diverse community organizations, including those that serve children with disabilities and English language learners.</p>	<p>learners, are aware of the opportunity to enroll in Ascend Public Charter Schools, Ascend Public Charter Schools will conduct a rigorous recruitment campaign throughout Brooklyn. Marketing materials translated into Spanish, French and Haitian Creole will emphasize that the schools are tuition-free public schools of choice that welcome and serve all children. Ascend Public Charter Schools imposes no admissions preconditions or requirements. Families are encouraged but never required to attend meetings or information sessions, adhere to the school's mission or philosophy, or sign any agreements or contracts imposing responsibilities or commitments, such as reviewing homework or volunteering for the school.</p> <p>Staff will visit neighborhood feeder schools (pre-schools, including Head Start facilities and elementary schools) that serve high populations of students who are learning English as a second language and who have special education needs. The network recruitment team and staff will also recruit students by reaching out to doctors' offices, churches, grocery stores, restaurants, early intervention service-providers and agencies, and diverse community organizations, including those that serve children with disabilities and English language learners.</p>
	<p>Ascend Public Charter Schools is committed to serving all students, regardless of disabilities, English language learner (ELL) status, or economic disadvantage. Communication with potential applicants and with current families remains an important priority for recruitment and retention. Ascend Public Charter Schools maintains an engaging website where families can learn about Ascend Public Charter School's mission and core values and gain more information about curriculum and school culture.</p>	<p>For the 1718 school year, we will continue to implement our current recruitment strategies and enhance them, to ensure that these populations make up a significant portion of our applications.</p> <p>Ascend Public Charter Schools is committed to serving all students, regardless of disabilities, English language learner (ELL) status, or economic disadvantage. Communication with potential applicants and with current families remains an important priority for recruitment and retention. Ascend Public Charter Schools maintains an engaging website where families can learn about Ascend Public Charter School's mission and core values and gain more information</p>

English Language Learners	<p>Ascend Public Charter Schools will continue working to attract and recruit English language learners and other special populations, in numbers comparable to the host district in which the school resides, and the schools will ensure that such students are welcomed warmly and served effectively.</p> <p>To ensure that educationally disadvantaged children and their families, including students with special needs and English language learners, are aware of the opportunity to enroll in Ascend Public Charter Schools, Ascend Public Charter Schools will conduct a rigorous recruitment campaign throughout Brooklyn. Marketing materials translated into Spanish, French and Haitian Creole will emphasize that the schools are tuition-free public schools of choice that welcome and serve all children. Ascend Public Charter Schools imposes no admissions preconditions or requirements. Families are encouraged but never required to attend meetings or information sessions, adhere to the school’s mission or philosophy, or sign any agreements or contracts imposing responsibilities or commitments, such as reviewing homework or volunteering for the school.</p> <p>Staff will visit neighborhood feeder schools (pre-schools, including Head Start facilities and elementary schools) that serve high populations of students who are learning English as a second language and who have special education needs. The network recruitment team and staff will also recruit students by reaching out to doctors’ offices, churches, grocery stores, restaurants, early intervention service-providers and agencies, and diverse community organizations, including those that serve children with disabilities and English language learners.</p>	<p>about curriculum and school culture.</p> <p>Ascend Public Charter Schools will continue working to attract and recruit English language learners and other special populations, in numbers comparable to the host district in which the school resides, and the schools will ensure that such students are welcomed warmly and served effectively.</p> <p>To ensure that educationally disadvantaged children and their families, including students with special needs and English language learners, are aware of the opportunity to enroll in Ascend Public Charter Schools, Ascend Public Charter Schools will conduct a rigorous recruitment campaign throughout Brooklyn. Marketing materials translated into Spanish, French and Haitian Creole will emphasize that the schools are tuition-free public schools of choice that welcome and serve all children. Ascend Public Charter Schools imposes no admissions preconditions or requirements. Families are encouraged but never required to attend meetings or information sessions, adhere to the school’s mission or philosophy, or sign any agreements or contracts imposing responsibilities or commitments, such as reviewing homework or volunteering for the school.</p> <p>Staff will visit neighborhood feeder schools (pre-schools, including Head Start facilities and elementary schools) that serve high populations of students who are learning English as a second language and who have special education needs. The network recruitment team and staff will also recruit students by reaching out to doctors’ offices, churches, grocery stores, restaurants, early intervention service-providers and agencies, and diverse community organizations, including those that serve children with disabilities and English language learners.</p>
		<p>For the 1718 school year, we will continue to implement our current recruitment strategies and enhance them, to ensure that these populations make up a significant portion of our applications.</p>

Student  
s with  
Disabilit  
ies

Ascend Public Charter Schools is committed to serving all students, regardless of disabilities, English language learner (ELL) status, or economic disadvantage. Communication with potential applicants and with current families remains an important priority for recruitment and retention. Ascend Public Charter Schools maintains an engaging website where families can learn about Ascend Public Charter School's mission and core values and gain more information about curriculum and school culture.

Ascend Public Charter Schools will continue working to attract and recruit English language learners and other special populations, in numbers comparable to the host district in which the school resides, and the schools will ensure that such students are welcomed warmly and served effectively.

To ensure that educationally disadvantaged children and their families, including students with special needs and English language learners, are aware of the opportunity to enroll in Ascend Public Charter Schools, Ascend Public Charter Schools will conduct a rigorous recruitment campaign throughout Brooklyn. Marketing materials translated into Spanish, French and Haitian Creole will emphasize that the schools are tuition-free public schools of choice that welcome and serve all children. Ascend Public Charter Schools imposes no admissions preconditions or requirements. Families are encouraged but never required to attend meetings or information sessions, adhere to the school's mission or philosophy, or sign any agreements or contracts imposing responsibilities or commitments, such as reviewing homework or volunteering for the school.

Staff will visit neighborhood feeder schools (pre-schools, including Head Start facilities and elementary schools) that serve high populations of students who are learning English as a second language and who have special education needs. The network recruitment team and staff will also recruit students by reaching out to doctors' offices, churches, grocery stores, restaurants, early intervention service-providers and agencies,

Ascend Public Charter Schools is committed to serving all students, regardless of disabilities, English language learner (ELL) status, or economic disadvantage. Communication with potential applicants and with current families remains an important priority for recruitment and retention. Ascend Public Charter Schools maintains an engaging website where families can learn about Ascend Public Charter School's mission and core values and gain more information about curriculum and school culture.

Ascend Public Charter Schools will continue working to attract and recruit English language learners and other special populations, in numbers comparable to the host district in which the school resides, and the schools will ensure that such students are welcomed warmly and served effectively.

To ensure that educationally disadvantaged children and their families, including students with special needs and English language learners, are aware of the opportunity to enroll in Ascend Public Charter Schools, Ascend Public Charter Schools will conduct a rigorous recruitment campaign throughout Brooklyn. Marketing materials translated into Spanish, French and Haitian Creole will emphasize that the schools are tuition-free public schools of choice that welcome and serve all children. Ascend Public Charter Schools imposes no admissions preconditions or requirements. Families are encouraged but never required to attend meetings or information sessions, adhere to the school's mission or philosophy, or sign any agreements or contracts imposing responsibilities or commitments, such as reviewing homework or volunteering for the school.

Staff will visit neighborhood feeder schools (pre-schools, including Head Start facilities and elementary schools) that serve high populations of students who are learning English as a second language and who have special education needs. The network recruitment team and staff will also recruit students by reaching out to doctors' offices,

and diverse community organizations, including those that serve children with disabilities and English language learners.

churches, grocery stores, restaurants, early intervention service-providers and agencies, and diverse community organizations, including those that serve children with disabilities and English language learners.

## Retention Efforts Toward Meeting Targets

	Describe Efforts Toward Meeting Retention Targets 2016-17)	Describe Plans Toward Meeting Retention Targets 2017-18)
Economically Disadvantaged	<p>Ascend Public Charter Schools continues to provide a comprehensive model for educating students in need of special services, which is a major cause of Ascend Public Charter School's consistently high retention rates for those populations. Ascend Public Charter School's most important assets for retaining students from these populations are the continued use of robust programs for at-risk populations, the capable staff that support these programs, and the school's strong reputation among families and stakeholders.</p>	<p>Ascend Public Charter Schools continues to provide a comprehensive model for educating students in need of special services, which is a major cause of Ascend Public Charter School's consistently high retention rates for those populations. Ascend Public Charter School's most important assets for retaining students from these populations are the continued use of robust programs for at-risk populations, the capable staff that support these programs, and the school's strong reputation among families and stakeholders.</p>
	<p>Further, the intervention and supports available as part of our educational model will result in strong student retention rates for these special populations.</p> <p>Ascend Public Charter Schools is committed to creating an inclusive and integrated space for all students, and we have developed systems and procedures that target and support students with academic, emotional, and behavioral challenges. Our goal is to ensure that students with challenges are educated alongside their typically developing peers. Through our intervention programming, students who might otherwise be identified as requiring an Individualized Education Plan (IEP) are able to have their needs met without one.</p>	<p>Further, the intervention and supports available as part of our educational model will result in strong student retention rates for these special populations.</p> <p>Ascend Public Charter Schools is committed to creating an inclusive and integrated space for all students, and we have developed systems and procedures that target and support students with academic, emotional, and behavioral challenges. Our goal is to ensure that students with challenges are educated alongside their typically developing peers. Through our intervention programming, students who might otherwise be identified as requiring an Individualized Education Plan (IEP) are able to have their needs met without one.</p>
	<p>Ascend Public Charter Schools continues to provide a comprehensive model for educating students in need of special services, which is a major cause of Ascend Public Charter School's consistently high retention rates for those populations. Ascend</p>	<p>Ascend Public Charter Schools continues to provide a comprehensive model for educating students in need of special services, which is a major cause of Ascend Public Charter School's consistently high retention rates for those populations. Ascend</p>



English  
Language  
Learners

Public Charter School's most important assets for retaining students from these populations are the continued use of robust programs for at-risk populations, the capable staff that support these programs, and the school's strong reputation among families and stakeholders.

Further, the intervention and supports available as part of our educational model will result in strong student retention rates for these special populations.

Ascend Public Charter Schools is committed to creating an inclusive and integrated space for all students, and we have developed systems and procedures that target and support students with academic, emotional, and behavioral challenges. Our goal is to ensure that students with challenges are educated alongside their typically developing peers. Through our intervention programming, students who might otherwise be identified as requiring an Individualized Education Plan (IEP) are able to have their needs met without one.

Public Charter School's most important assets for retaining students from these populations are the continued use of robust programs for at-risk populations, the capable staff that support these programs, and the school's strong reputation among families and stakeholders.

Further, the intervention and supports available as part of our educational model will result in strong student retention rates for these special populations.

Ascend Public Charter Schools is committed to creating an inclusive and integrated space for all students, and we have developed systems and procedures that target and support students with academic, emotional, and behavioral challenges. Our goal is to ensure that students with challenges are educated alongside their typically developing peers. Through our intervention programming, students who might otherwise be identified as requiring an Individualized Education Plan (IEP) are able to have their needs met without one.

Students  
with  
Disabilities

Ascend Public Charter Schools continues to provide a comprehensive model for educating students in need of special services, which is a major cause of Ascend Public Charter School's consistently high retention rates for those populations. Ascend Public Charter School's most important assets for retaining students from these populations are the continued use of robust programs for at-risk populations, the capable staff that support these programs, and the school's strong reputation among families and stakeholders.

Further, the intervention and supports available as part of our educational model will result in strong student retention rates for these special populations.

Ascend Public Charter Schools is committed to creating an inclusive and integrated space for all students, and we have developed systems and procedures that target and support students with academic, emotional, and behavioral challenges. Our goal is to ensure that students with challenges are

Ascend Public Charter Schools continues to provide a comprehensive model for educating students in need of special services, which is a major cause of Ascend Public Charter School's consistently high retention rates for those populations. Ascend Public Charter School's most important assets for retaining students from these populations are the continued use of robust programs for at-risk populations, the capable staff that support these programs, and the school's strong reputation among families and stakeholders.

Further, the intervention and supports available as part of our educational model will result in strong student retention rates for these special populations.

Ascend Public Charter Schools is committed to creating an inclusive and integrated space for all students, and we have developed systems and procedures that target and support students with academic, emotional, and behavioral challenges. Our goal is to ensure that students with challenges are

educated alongside their typically developing peers. Through our intervention programming, students who might otherwise be identified as requiring an Individualized Education Plan (IEP) are able to have their needs met without one.

educated alongside their typically developing peers. Through our intervention programming, students who might otherwise be identified as requiring an Individualized Education Plan (IEP) are able to have their needs met without one.



# Entry 12 Classroom Teacher and Administrator Attrition

Last updated: 08/01/2017

Report changes in teacher and administrator staffing.

## Instructions for completing the Classroom Teacher and Administrator Attrition Tables

Charter schools must complete the two tables named 2016-2017 Classroom Teacher and Administrator Attrition to report changes in teacher and administrator staffing in 2016-2017. Please provide the full time equivalent (FTE) of staff on June 30, 2016; the FTE for any departed staff from July 1, 2016 through June 30, 2017; the FTE for added staff from July 1, 2016 through June 30, 2017; and the FTE of staff added in newly created positions from July 1, 2016 through June 30, 2017 using the two tables provided.

### Classroom Teacher Attrition Table

	FTE Classroom Teachers on June 30, 2016	FTE Classroom Teachers Departed 7/1/16 - 6/30/17	FTE Classroom Teachers Filling Vacant Positions 7/1/16 - 6/30/17	FTE Classroom Teachers Added in New Positions 7/1/16 - 6/30/17	FTE of Classroom Teachers on June 30, 2017
	19	12	5	6	25

### Administrator Position Attrition Table

	FTE Administrative Positions on June 30, 2016	FTE Administrators Departed 7/1/16 - 6/30/17	FTE Administrators Filling Vacant Positions 7/1/16 - 6/30/17	FTE Administrators Added in New Positions 7/1/16 - 6/30/17	FTE Administrative Positions on June 30, 2017
	8	2	2	7	15

Thank you

# Central Brooklyn Ascend Lower School

School Year Calendar 2017-2018

August 21	Kindergarten Orientation (6:00 – 7:30 PM)
August 22	First Grade Orientation (6:00 – 7:30 PM)
August 23	Second Grade Orientation (6:00 – 7:30 PM)
August 28	Third Grade Orientation (6:00 – 7:30 PM)
August 29	Fourth Grade Orientation (6:00 -7:30 PM)
September 5-6	Scholar Orientation; grades KG and 4 only (1:00 pm dismissal)
September 7-8	All scholars in attendance (1:00 pm dismissal)
September 11	Full-length school day begins
September 18	Busing begins
October 9	No school
October 27	No scholars; Professional Development #1
November 6	No scholars; Professional Development #2
November 10	No scholars; Professional Development #3
November 16-17	Progress Report Conferences (1:00 pm dismissal for scholars)
November 22-24	No school
December 22-January 1	No school
January 12	No scholars; Professional Development #4
January 15	No school
January 26	No scholars; Professional Development #5 (End of Term 1)
February 19-23	No school
April 11-13	Grades 3-8 English State Exam
April 19-20	Progress Report Conferences (1:00 pm dismissal for scholars)
May 1-3	Grades 3-8 Math State Exam
May 14-18	No school
May 28	No school
June 4	Grades 4, 8 Science State Exam
June 21	Last day for scholars (1:00 pm dismissal for scholars)
June 22	Last day for teachers