



# Entry 1 School Information

Created: 06/19/2017 • Last updated: 08/01/2017

Please be advised that you will need to complete this cover page (including signatures) before all of the other tasks assigned to you by your authorizer are visible on your task page. While completing this task, please ensure that you select the correct authorizer **(as of June 30, 2017)** or you may not be assigned the correct tasks.

**a. SCHOOL NAME AND BEDS#** DEMOCRACY PREPARATORY CS (NYC CHANCELLOR)

(Select name from the drop down menu)

**b. CHARTER AUTHORIZER** NYCDOE-Authorized Charter School

(For technical reasons, please re-select authorizer name from the drop down menu).

**c. DISTRICT / CSD OF LOCATION** NYC CSD 5

## d1. SCHOOL INFORMATION

	PRIMARY ADDRESS	PHONE NUMBER	FAX NUMBER	EMAIL ADDRESS
	2350 5th Avenue New York, NY 10037			

## d2. PHONE CONTACT NUMBER FOR AFTER HOURS EMERGENCIES

Contact Name	Benjamin Feit
Title	Chief of Staff
Emergency Phone Number (###-###-####)	

**e. SCHOOL WEB ADDRESS (URL)** <http://dpcms.democracyprep.org/>

**f. DATE OF INITIAL CHARTER** 10/2005

**g. DATE FIRST OPENED FOR INSTRUCTION** 07/2006

# h1. APPROVED SCHOOL MISSION (Regents, NYCDOE, and Buffalo BOE authorized schools only)

## MISSION STATEMENT

The mission of Democracy Prep is to educate responsible citizen-scholars for success in the college of their choice and a life of active citizenship.

# h2. KEY DESIGN ELEMENTS (Regents, NYCDOE, and Buffalo BOE authorized schools only)

KEY DESIGN ELEMENTS (Brief description of Key design elements are those general aspects of the school that are innovative or unique to the school’s mission and goals, are core to the school’s overall design, and are critical to its success. The design elements may include a specific content area focus; unique student populations to be served; specific educational programs or pedagogical approaches; unique calendar, schedule, or configurations of students and staff; and/or innovative organizational structures and systems.

Variable 1	<p>More Time to Learn</p> <p>All Democracy Prep scholars attend academic classes for at least eight hours each day for 190 days each year and are offered additional summer and Saturday academies for extra support. Should a scholar attend Democracy Prep from kindergarten through graduation, he or she would receive more than six years in additional educational time than students in the average traditional public school.</p>
Variable 2	<p>Rigorous, College-Preparatory Academics</p> <p>All scholars study two hours of math, three hours of literacy, one hour of science, and one hour of social studies every day as well as art, theater, music, health, and physical education. In our high schools, Korean language, speech and debate, a cappella music, and AP courses are offered to all students.</p>
Variable 3	<p>Data Driven Decision-Making</p> <p>Democracy Prep utilizes a sophisticated feedback loop of frequent data collection and analysis including a network-wide dashboard tool, interim assessments, and comparative academic measures to drive effective instruction and decision-making.</p>
Variable 4	<p>Structured &amp; Supportive School Culture</p> <p>All Democracy Prep staff and students live by the “DREAM” values of Discipline, Respect, Enthusiasm, Accountability and Maturity. DREAM values guide classroom behavior and professional culture, and are reinforced through a variety of earned enrichment opportunities and positive incentives,</p>

	such as field trips, dining out, and special privileges.
Variable 5	<p>Exemplary Talent</p> <p>e are committed to attracting, developing, and retaining exceptional adults to work in and for our schools. Democracy Prep staff members undergo extensive performance reviews, receive weekly professional development during the school year and three weeks of intensive professional development in the summer, and are guided by explicit career ladders and opportunities for growth.</p>
Variable 6	<p>Authentic Civic Engagement</p> <p>e believe that all public schools should place an explicit focus on preparing scholars to become active citizens and leaders in our democracy. Through civic initiatives, community engagement, speech and debate, and authentic student and family advocacy for more school choice, our scholars acquire the knowledge, skills, and attitude to change the world.</p>
Variable 7	<p>Educating All Students, in All Subjects</p> <p>e actively recruit students who are the least served by traditional public schools and other charter operators, including English language learners and special education students. e provide these students with the same transformational education and support that we provide to all our students including all elective offerings.</p>
Variable 8	<p>Running Schools on Public Funds</p> <p>Democracy Prep funds all of its schools with only the public money we receive from the city, state, and federal government. Failing districts often use resources in a manner that runs counter to the evidence about the practices that most improve the effectiveness of teaching and learning in the classroom. Democracy Prep efficiently spends money as close to the student as possible, spending the most on great teachers and much less on its comparatively lean administration.</p>
Variable 9	(No response)
Variable 10	(No response)

**i. TOTAL ENROLLMENT ON JUNE 30, 2017** 668

j. GRADES SERVED IN SCHOOL YEAR 2016-17


Check all that apply

Grades Served	6, 7, 8, 9, 10, 11, 12
---------------	------------------------

k1. DOES THE SCHOOL  
CONTRACT WITH A CHARTER OR  
EDUCATIONAL MANAGEMENT  
ORGANIZATION?

Yes

k2. NAME OF CMO/EMO AND ADDRESS

NAME OF CMO/EMO	Democracy Prep Public Schools
PHYSICAL STREET ADDRESS	
CITY	
STATE	
ZIP CODE	
EMAIL ADDRESS	

l1. FACILITIES

Does the school maintain or operate multiple sites?

	Yes, 2 sites
--	--------------



12. SCHOOL SITES

Please list the sites where the school will operate for the upcoming school year.

	Physical Address	Phone Number	District/CSD	Grades Served at Site	School at Full Capacity at Site	Facilities Agreement
Site 1 (same as primary site)	2230 5th Avenue, New York, NY 10037		CSD 5	6-8	Yes	DOE space
Site 2	222 est 134th Street New York, NY 10030		CSD 5	9-12	Yes	DOE space
Site 3						

12a. Please provide the contact information for Site 1.

	Name	ork Phone	Alternate Phone	Email Address
School Leader	Tanya Nunez			
Operati onal Leader	Marlene Aponte			
Complia nce Contact	Benjamin Feit			
Complai nt Contact	Benjamin Feit			

**I3. Please provide the contact information for Site 2.**

	Name	ork Phone	Alternate Phone	Email Address
School Leader	Natasha Trivers			
Operational Leader	Susana Vasquez			
Compliance Contact	Benjamin Feit			
Complaint Contact	Benjamin Feit			

**m1. Is the school or are the school sites co-located?** Yes

**m2. Please list the terms of your current co-location.**

	Date school will leave current co-location	Is school working with NYCDOE to expand into current space?	If so, list year expansion will occur.	Is school working with NYCDOE to move to separate space?	If so, list the proposed space and year planned for move	School at Full Capacity at Site
Site 1 (primary site)	Permanent Siting	No		No		Yes
Site 2	Permanent Siting	No		No		Yes
Site 3						

**n1. Were there any revisions to the school's charter during the 2016-17 school year? (Please include approved or pending material and non-material charter revisions).** Yes

## n2. Summary of Charter Revisions


	Category (Select Best Description)	Specific Revision (150 word limit)	Date Approved by BOT (if applicable)	Date Approved by Authorizer (if applicable)
1	Change in organizational structure	Board members approved a motion to adopt a resolution regarding approval of the merger of Democracy Preparatory Charter School, Democracy Prep Harlem Charter School, Democracy Prep Endurance Charter School and Harlem Prep Charter School into Bronx Prep Charter School, with Bronx Prep Charter School surviving that Merger, pursuant to Education Law §223.	12/5/2016	03/2017
2				
3				
4				
5				

**o. Name and Position of Individual(s) Who Completed the 2016-17 Annual Report.** Seun Shokunbi, Staff Writer

**p. Our signatures below attest that all of the information contained herein is truthful and accurate and that this charter school is in compliance with all aspects of its charter, and with all pertinent Federal, State, and local laws, regulations, and rules. We understand that if any information in any part of this report is found to have been deliberately misrepresented, that will constitute grounds for the revocation of our charter. Check **YES** if you agree and then use the mouse on your PC or the stylist on your mobile device to sign your name).**

Yes

**Signature, Head of Charter School**

A handwritten signature in black ink, featuring a large, stylized 'M' or 'W' shape followed by a long, sweeping horizontal line that ends in a small upward flick.

**Signature, President of the Board of Trustees**

A handwritten signature in black ink, consisting of two distinct parts. The first part is a large, looped 'S' followed by a series of connected loops. The second part is a more complex, multi-looped signature that ends in a long, sweeping horizontal line.

**Date**

2017/07/31

**Thank you.**



# Entry 2 NYS School Report Card Link

Created: 06/22/2017 • Last updated: 08/01/2017

---

## **1. NEW YORK STATE REPORT CARD**

[https://data.nysed.gov/reportcard.php?  
year=2016&instid=800000059313](https://data.nysed.gov/reportcard.php?year=2016&instid=800000059313)

**Provide a direct URL or web link  
to the most recent New York  
State School Report Card for the  
charter school (See  
<https://reportcards.nysed.gov/>).**

(Charter schools completing year one  
will not yet have a School Report Card or  
link to one. Please type "URL is not  
available" in the space provided).



# Entry 4 Expenditures per Child

Created: 06/19/2017 • Last updated: 08/01/2017

## Financial Information

This information is required of ALL charter schools. Provide the following measures of fiscal performance of the charter school in Appendix B (Total Expenditures and Administrative Expenditures Per Child):

### 1. Total Expenditures Per Child

To calculate '**Total Expenditures per Child**' take total expenditures (from the unaudited 2016-17 Schedule of Functional Expenses) and divide by the year end FTE student enrollment. (Integers Only. No dollar signs or commas).

**Note:** The information on the Schedule of Functional Expenses on pages 41-43 of the Audit Guide can help schools locate the amounts to use in the two per pupil calculations: <http://www.p12.nysed.gov/psc/AuditGuide.html>

Line 1: Total Expenditures	11593166
Line 2: Year End FTE student enrollment	668
Line 3: Divide Line 1 by Line 2	17343

## 2. Administrative Expenditures per Child

To calculate **'Administrative Expenditures per Child'** To calculate "Administrative Expenditures per Child" first *add* together the following:

1. Take the relevant portion from the 'personnel services cost' row and the 'management and general' column (from the unaudited 2016-17 Schedule of Functional Expenses)
2. Any contracted administrative/management fee paid to other organizations or corporations
3. Take the total from above and divide it by the year-end FTE enrollment. The relevant portion that must be included in this calculation is defined as follows:

Administrative Expenditures: Administration and management of the charter school includes the activities and personnel of the offices of the chief school officer, the finance or business offices, school operations personnel, data management and reporting, human resources, technology, etc. It also includes those administrative and management services provided by other organizations or corporations on behalf of the charter school for which the charter school pays a fee or other compensation. Do not include the FTE of personnel whose role is to directly support the instructional program.

**Notes:**  
***The information on the Schedule of Functional Expenses on pages 41-43 of the Audit Guide can help schools locate the amounts to use in the two per pupil calculations:***  
***<http://www.p12.nysed.gov/psc/AuditGuide.html>.***  
**Employee benefit costs or expenditures should not be reported in the above calculations.**

Line 1: Relevant Personnel Services Cost (Row)	1154596
Line 2: Management and General Cost (Column)	1943825
Line 3: Sum of Line 1 and Line 2	3098421
Line 5: Divide Line 3 by the Year End FTE student enrollment	4635

***Thank you.***



**Charter Schools Institute**  
The State University of New York

## GENERAL INSTRUCTIONS FOR ANNUAL BUDGET/QUARTERLY REPORT

### TEMPLATE TABS

#### 1- GRAY tab contains the Instructions

<a href="#">Instructions</a>	Provides description of tabs and input requirements.
<a href="#">Funding by District</a>	Charter School Tuition Rates




#### 2- BLUE tabs require input of information

<a href="#">1.) Name of School</a>	>Select school name from list. >Enter contact information.
<a href="#">2.) Enrollment</a>	Enter enrollment information for Annual Budget (& Revisions) and Quarterly Actuals. Includes: >Enrollment by Grade >Enrollment by District
<a href="#">3.) Staffing Plan</a>	Enter staffing plan information for Annual Budget (& Revisions) and Quarterly Actuals. Includes: >Full Time Equivalent (FTE), by Position Category, By Quarter
<a href="#">4.) Yearly Budget</a>	Enter Yearly Budget information. Includes: >"Pior Year" column may be completed based upon preliminary data, and adjusted with Annual Audited data when the Quarter 2 Actuals are being submitted. (Note: Quarterly Revenue allocation may be set) >Budgeted Enrollment data and Per Pupil Revenue for the current year are populated based upon input on tab "2.) Enrollment." >Budgeted FTE for current year is populated based upon input on tab "3.) Staffing Plan." >All other sources of revenue >All expenses >Budget Revisions, as necessary and <i>approved</i> by the school's Board of Directors, should be submitted when submitting Quarterly Actuals
<a href="#">5.) Balance Sheet</a>	Enter Balance Sheet information for EdCorps. Separate schools merged into a primary EdCorp should NOT use this tab. >"Pior Year" column may be completed based upon preliminary data, and adjusted with Annual Audited data when the Quarter 2 Actuals are being submitted.



<a href="#">6.) Quarterly Report</a>	Enter Actual Quarterly Report information . Includes: >Actual Enrollment data and Per Pupil Revenue for the current year are populated based upon input on tab "2.) Enrollment." >Actual FTE for current year is populated based upon input on tab "3.) Staffing Plan." >All other sources of revenue >All expenses
<a href="#">7.) Annual Report Requirement</a>	Complete when submitting Actual Quarter 4.

#### CELL COLORS & GUIDANCE COMMENTS

-  = Enter information into the light BLUE shaded cells.
-  = Cells labeled in ORANGE containe guidance regarding the input of information.
-  = Cells containing RED triangles in the upper right corner contain "guidance comments" on that particular line item. Please "mouse-over" the triangle to reveal each comment.

Ver. 20170606

**Charter Funding Alphabetical By NYS School District**  
**\* (Sum of Charter School Basic Tuition and Supplemental Basic Tuition)**



## ANNUAL BUDGET & QUARTERLY REPORT TEMPLATE

### Democracy Preparatory Charter School

#### SCHOOL

Name:	Democracy Preparatory Charter School
-------	--------------------------------------

#### CONTACT INFORMATION

Contact Name:	Greg Spreeman
Contact Title:	
Contact Email:	
Contact Phone:	

#### REPORT PERIOD

Current Academic Year:	2017-18
Prior Academic Year:	2016-17

**DEMOCRACY PREPARATORY CHARTER SCHOOL**  
**2017-18**

## ENROLLMENT BY GRADES

GRADES	K	1	2	3	4	5	6
INITIAL BUDGETED ENROLLMENT							108
TOTAL ENROLLMENT = 671							

## ENROLLMENT BY DISTRICT

[illegible]

[illegible]

[illegible]

[illegible][illegible]

DEMOCRACY PREPARATORY CHARTER  
2017-18

DEMOCRACY PREPARATORY CHARTER SCHOOL  
2017-18

PLAN - FULL TIME EQUIVALENT

STAFFING PLAN - FULL TIME EQUIVALENT ("FTE")

**\*NOTE:** Enter the number of FTE positions in the "blue" cells.

**\*NOTE:** Enter the number of FTE positions in the "blue" cells.

**\*NOTE:** If there are NO budget revisions at the time of quarterly submittal leave the 'REVISED' Column(s) COMPLETELY BLANK.

**\*NOTE:**

ADMINISTRATIVE PERSONNEL FTE	ADMINISTRATIVE PERSONNEL FTE
Executive Management	Executive Management
Instructional Management	Instructional Management
Deans, Directors & Coordinators	Deans, Directors & Coordinators
CFO / Director of Finance	CFO / Director of Finance
Operation / Business Manager	Operation / Business Manager
Administrative Staff	Administrative Staff
TOTAL ADMINISTRATIVE STAFF	TOTAL ADMINISTRATIVE STAFF

PRIOR YEAR
2016-17
ACTUAL
5.0
7.0
2.0
4.0
18.0

ANNUAL BUDGETED FTE							
Q1		Q2		Q3		Q4	
Original	Revised	Original	Revised	Original	Revised	Original	Revised
5.0		5.0		5.0		5.0	
8.0		8.0		8.0		8.0	
2.0		2.0		2.0		2.0	
6.0		6.0		6.0		6.0	
21.0	0.0	21.0	0.0	21.0	0.0	21.0	0.0

INSTRUCTIONAL PERSONNEL FTE	INSTRUCTIONAL PERSONNEL FTE
Teachers - Regular	Teachers - Regular
Teachers - SPED	Teachers - SPED
Substitute Teachers	Substitute Teachers
Teaching Assistants	Teaching Assistants
Specialty Teachers	Specialty Teachers
Aides	Aides
Therapists & Counselors	Therapists & Counselors
Other	Other
TOTAL INSTRUCTIONAL	TOTAL INSTRUCTIONAL

PRIOR YEAR
2016-17
ACTUAL
41.0
9.0
9.0
7.0
66.0

ANNUAL BUDGETED FTE							
Q1		Q2		Q3		Q4	
Original	Revised	Original	Revised	Original	Revised	Original	Revised
44.0		44.0		44.0		44.0	
9.0		9.0		9.0		9.0	
10.0		10.0		10.0		10.0	
4.0		4.0		4.0		4.0	
67.0	0.0	67.0	0.0	67.0	0.0	67.0	0.0

NON-INSTRUCTIONAL PERSONNEL FTE	NON-INSTRUCTIONAL PERSONNEL FTE
Nurse	Nurse
Librarian	Librarian
Custodian	Custodian
Security	Security
Other	Other
TOTAL NON-INSTRUCTIONAL	TOTAL NON-INSTRUCTIONAL

PRIOR YEAR
2016-17
ACTUAL
0.0

ANNUAL BUDGETED FTE							
Q1		Q2		Q3		Q4	
Original	Revised	Original	Revised	Original	Revised	Original	Revised
0.0	0.0	0.0	0.0	0.0	0.0	0.0	0.0

TOTAL PERSONNEL SERVICE FTE	TOTAL PERSONNEL SERVICE FTE
-----------------------------	-----------------------------

84.0
------

88.0	0.0	88.0	0.0	88.0	0.0	88.0	0.0
------	-----	------	-----	------	-----	------	-----



# CRACY PREPARATORY CHARTE

## 2017-18

### PLAN - FULL TIME EQUIVALE

**\*NOTE:** Enter the number of FTE positions in the "blue" cells.

Id be input.

**\*NOTE:** State the assumptions that are being made for personnel FTE levels.

ADMINISTRATIVE PERSONNEL FTE	
	Q4
	Actual
Executive Management	
Instructional Management	
Deans, Directors & Coordinators	
CFO / Director of Finance	
Operation / Business Manager	
Administrative Staff	
TOTAL ADMINISTRATIVE STAFF	0.0

Description of Assumptions

INSTRUCTIONAL PERSONNEL FTE	
	Q4
	Actual
Teachers - Regular	
Teachers - SPED	
Substitute Teachers	
Teaching Assistants	
Specialty Teachers	
Aides	
Therapists & Counselors	
Other	
TOTAL INSTRUCTIONAL	0.0

Description of Assumptions

NON-INSTRUCTIONAL PERSONNEL FTE	
	Q4
	Actual
Nurse	
Librarian	
Custodian	
Security	
Other	
TOTAL NON-INSTRUCTIONAL	0.0

Description of Assumptions

TOTAL PERSONNEL SERVICE FTE	0.0
-----------------------------	-----

--

		DEMOCRACY PREPARATORY CHARTER SCHOOL Budget / Operating Plan 2017-18							
Total Revenue		10,628,452	3,010,907	-	-	3,010,907	-	-	3,010,907
Total Expenses		11,214,366	3,004,454	-	-	3,004,454	-	-	3,004,454
Net Income		(585,914)	6,453	-	-	6,453	-	-	6,453
Actual Student Enrollment		695	671	-	-	671	-	-	671
		Prior Year Actual 2016-17 Revenue Per Pupil	1st Quarter - 7/1 - 9/30			2nd Quarter - 10/1 - 12/31			3rd Quarter - 1/1 - 3/31
			Original Budget	Revised Budget	Variance	Original Budget	Revised Budget	Variance	Original Budget
REVENUE		Allocate Per Pupil Revenue by Quarter	*NOTE: If there are NO budget revisions at the time of quarterly submittal leave If budget revisions ARE made, the entire "REVISED" budget columns for the affected quarter will be revised.						
REVENUES FROM STATE SOURCES		2017-18 Per Pupil Rate	PPR %/Qtr->	25.0%	25.0%	25.0%	25.0%	25.0%	25.0%
Per Pupil Revenue									
NYC CHANCELLOR'S OFFICE		14,527	8,733,283	2,436,904	-	-	2,436,904	-	-
-		-		-	-	-	-	-	-
-		-		-	-	-	-	-	-
-		-		-	-	-	-	-	-
-		-		-	-	-	-	-	-
-		-		-	-	-	-	-	-
-		-		-	-	-	-	-	-
-		-		-	-	-	-	-	-
-		-		-	-	-	-	-	-
-		-		-	-	-	-	-	-
-		-		-	-	-	-	-	-
-		-		-	-	-	-	-	-
-		-		-	-	-	-	-	-
-		-		-	-	-	-	-	-
-		-		-	-	-	-	-	-
ALL OTHER School Districts: ( Weighted Avg )		-		-	-	-	-	-	-
TOTAL Per Pupil Revenue (Weighted Average Per Pupil Funding)		14,527	8,733,283	2,436,904	-	-	2,436,904	-	-
Special Education Revenue			994,912	285,294	-	-	285,294	-	-
Grants									
Stimulus					-			-	
DYCD (Department of Youth and Community Development)					-			-	
Other				50,325	-		50,325	-	50,325
NYC DoE Rental Assistance									
Other					-			-	
TOTAL REVENUE FROM STATE SOURCES			9,728,195	2,772,524	-	-	2,772,524	-	-
REVENUE FROM FEDERAL FUNDING									
IDEA Special Needs			113,031	28,258	-	-	28,258	-	28,258
Title I			255,074	49,598	-	-	49,598	-	49,598
Title Funding - Other			3,859	1,485	-	-	1,485	-	1,485
School Food Service (Free Lunch)					-	-		-	

	<b>DEMOCRACY PREPARATORY CHARTER SCHOOL</b> <b>Budget / Operating Plan</b> <b>2017-18</b>							
<b>Total Revenue</b>	<b>10,628,452</b>	<b>3,010,907</b>	-	-	<b>3,010,907</b>	-	-	<b>3,010,907</b>
<b>Total Expenses</b>	<b>11,214,366</b>	<b>3,004,454</b>	-	-	<b>3,004,454</b>	-	-	<b>3,004,454</b>
<b>Net Income</b>	<b>(585,914)</b>	<b>6,453</b>	-	-	<b>6,453</b>	-	-	<b>6,453</b>
<b>Actual Student Enrollment</b>	<b>695</b>	<b>671</b>	-	-	<b>671</b>	-	-	<b>671</b>
	<b>Prior Year Actual</b>	<b>1st Quarter - 7/1 - 9/30</b>			<b>2nd Quarter - 10/1 - 12/31</b>			<b>3rd Quarter</b>
	<b>2016-17</b>	<b>Original</b>	<b>Revised</b>		<b>Original</b>	<b>Revised</b>		<b>Original</b>
	<b>Revenue Per</b>	<b>Budget</b>	<b>Budget</b>	<b>Variance</b>	<b>Budget</b>	<b>Budget</b>	<b>Variance</b>	<b>Budget</b>
	<b>Pupil</b>							
Grants				-			-	
Charter School Program (CSP) Planning & Implementation				-			-	
Other				-			-	
Other				-			-	
<b>TOTAL REVENUE FROM FEDERAL SOURCES</b>	<b>371,965</b>	<b>79,341</b>	<b>-</b>	<b>-</b>	<b>79,341</b>	<b>-</b>	<b>-</b>	<b>79,341</b>
<b>LOCAL and OTHER REVENUE</b>								
Contributions and Donations	<b>16,000</b>			-			-	
Fundraising	<b>1,380</b>			-			-	
Erate Reimbursement	<b>23,062</b>	<b>13,230</b>		-	<b>13,230</b>		-	<b>13,230</b>
Earnings on Investments				-			-	
Interest Income	<b>1,304</b>	<b>604</b>		-	<b>604</b>		-	<b>604</b>
Food Service (Income from meals)				-			-	
Text Book		<b>12,515</b>		-	<b>12,515</b>		-	<b>12,515</b>
OTHER	<b>486,547</b>	<b>132,694</b>		-	<b>132,694</b>		-	<b>132,694</b>
<b>TOTAL REVENUE FROM LOCAL and OTHER SOURCES</b>	<b>528,292</b>	<b>159,043</b>	<b>-</b>	<b>-</b>	<b>159,043</b>	<b>-</b>	<b>-</b>	<b>159,043</b>
<b>TOTAL REVENUE</b>	<b>10,628,452</b>	<b>3,010,907</b>	<b>-</b>	<b>-</b>	<b>3,010,907</b>	<b>-</b>	<b>-</b>	<b>3,010,907</b>

			DEMOCRACY PREPARATORY CHARTER SCHOOL							
			Budget / Operating Plan							
			2017-18							
Total Revenue			10,628,452	3,010,907	-	-	3,010,907	-	-	3,010,907
Total Expenses			11,214,366	3,004,454	-	-	3,004,454	-	-	3,004,454
Net Income			(585,914)	6,453	-	-	6,453	-	-	6,453
Actual Student Enrollment			695	671	-	-	671	-	-	671
			Prior Year Actual	1st Quarter - 7/1 - 9/30			2nd Quarter - 10/1 - 12/31			3rd Quarter - 1/1 - 3/31
			2016-17	Original	Revised	Variance	Original	Revised	Variance	Original
			Revenue Per Pupil	Budget	Budget		Budget	Budget		Budget
<b>EXPENSES</b>										
<b>ADMINISTRATIVE STAFF PERSONNEL COSTS</b>										
	Avg. No. of Positions									
Executive Management	-					-			-	
Instructional Management	5.00		484,502	135,129		-	135,129		-	135,129
Deans, Directors & Coordinators	8.00		208,346	125,394		-	125,394		-	125,394
CFO / Director of Finance	-					-			-	
Operation / Business Manager	2.00		123,806	35,454		-	35,454		-	35,454
Administrative Staff	6.00		310,130	77,699		-	77,699		-	77,699
TOTAL ADMINISTRATIVE STAFF	21.00		1,126,784	373,675	-	-	373,675	-	-	373,675
<b>INSTRUCTIONAL PERSONNEL COSTS</b>										
Teachers - Regular	44.00		2,904,791	776,727		-	776,727		-	776,727
Teachers - SPED	9.00		708,219	149,523		-	149,523		-	149,523
Substitute Teachers	-					-			-	
Teaching Assistants	-					-			-	
Specialty Teachers	10.00			193,637		-	193,637		-	193,637
Aides	-					-			-	
Therapists & Counselors	4.00		468,382	69,961		-	69,961		-	69,961
Other	-		866,295	98,423		-	98,423		-	98,423
TOTAL INSTRUCTIONAL	67.00		4,947,688	1,288,270	-	-	1,288,270	-	-	1,288,270
<b>NON-INSTRUCTIONAL PERSONNEL COSTS</b>										
Nurse	-					-			-	
Librarian	-		38,638			-			-	
Custodian	-		54,165			-			-	
Security	-					-			-	
Other	-					-			-	
TOTAL NON-INSTRUCTIONAL	-		92,803	-	-	-	-	-	-	-
<b>SUBTOTAL PERSONNEL SERVICE COSTS</b>			88.00	6,167,275	1,661,946	-	1,661,946	-	-	1,661,946
<b>PAYROLL TAXES AND BENEFITS</b>										
Payroll Taxes			443,562	126,832		-	126,832		-	126,832
Fringe / Employee Benefits			498,065	125,770		-	125,770		-	125,770

		DEMOCRACY PREPARATORY CHARTER SCHOOL Budget / Operating Plan 2017-18							
<b>Total Revenue</b>		<b>10,628,452</b>	<b>3,010,907</b>	-	-	<b>3,010,907</b>	-	-	<b>3,010,907</b>
<b>Total Expenses</b>		<b>11,214,366</b>	<b>3,004,454</b>	-	-	<b>3,004,454</b>	-	-	<b>3,004,454</b>
<b>Net Income</b>		<b>(585,914)</b>	<b>6,453</b>	-	-	<b>6,453</b>	-	-	<b>6,453</b>
<b>Actual Student Enrollment</b>		<b>695</b>	<b>671</b>	-	-	<b>671</b>	-	-	<b>671</b>
		Prior Year Actual 2016-17 Revenue Per Pupil	1st Quarter - 7/1 - 9/30			2nd Quarter - 10/1 - 12/31			3rd Quarter - 1/1 - 3/31
			Original Budget	Revised Budget	Variance	Original Budget	Revised Budget	Variance	Original Budget
Retirement / Pension		219,478	66,266		-	66,266		-	66,266
TOTAL PAYROLL TAXES AND BENEFITS		1,161,106	318,868	-	-	318,868	-	-	318,868
<b>TOTAL PERSONNEL SERVICE COSTS</b>	88.00	7,328,381	1,980,814	-	-	1,980,814	-	-	1,980,814
<b>CONTRACTED SERVICES</b>									
Accounting / Audit		22,917	5,379		-	5,379		-	5,379
Legal		9,755			-			-	
Management Company Fee		1,242,181	343,438		-	343,438		-	343,438
Nurse Services					-			-	
Food Service / School Lunch					-			-	
Payroll Services		14,085	4,716		-	4,716		-	4,716
Special Ed Services					-			-	
Titlement Services (i.e. Title I)					-			-	
Other Purchased / Professional / Consulting		20,492	2,500		-	2,500		-	2,500
<b>TOTAL CONTRACTED SERVICES</b>		1,309,429	356,033	-	-	356,033	-	-	356,033

	<b>DEMOCRACY PREPARATORY CHARTER SCHOOL</b> <b>Budget / Operating Plan</b> <b>2017-18</b>							
<b>Total Revenue</b>	<b>10,628,452</b>	<b>3,010,907</b>	-	-	<b>3,010,907</b>	-	-	<b>3,010,907</b>
<b>Total Expenses</b>	<b>11,214,366</b>	<b>3,004,454</b>	-	-	<b>3,004,454</b>	-	-	<b>3,004,454</b>
<b>Net Income</b>	<b>(585,914)</b>	<b>6,453</b>	-	-	<b>6,453</b>	-	-	<b>6,453</b>
<b>Actual Student Enrollment</b>	<b>695</b>	<b>671</b>	-	-	<b>671</b>	-	-	<b>671</b>
	Prior Year Actual 2016-17 Revenue Per Pupil	1st Quarter - 7/1 - 9/30			2nd Quarter - 10/1 - 12/31			3rd Quarter - 1/1 - 3/31
		Original Budget	Revised Budget	Variance	Original Budget	Revised Budget	Variance	Original Budget
<b>SCHOOL OPERATIONS</b>								
Board Expenses				-			-	
Classroom / Teaching Supplies & Materials	21,398	5,889		-	5,889		-	5,889
Special Ed Supplies & Materials				-			-	
Textbooks / Workbooks	29,895	22,479		-	22,479		-	22,479
Supplies & Materials other	165,187	26,896		-	26,896		-	26,896
Equipment / Furniture	24,361	3,527		-	3,527		-	3,527
Telephone	57,454	15,210		-	15,210		-	15,210
Technology	41,169	15,400		-	15,400		-	15,400
Student Testing & Assessment	30,190	7,750		-	7,750		-	7,750
Field Trips	259,097	79,700		-	79,700		-	79,700
Transportation (student)				-			-	
Student Services - other	143,307	43,872		-	43,872		-	43,872
Office Expense	42,141	14,546		-	14,546		-	14,546
Staff Development	142,986	36,600		-	36,600		-	36,600
Staff Recruitment	1,709	438		-	438		-	438
Student Recruitment / Marketing	12,956	3,129		-	3,129		-	3,129
School Meals / Lunch	15,615	8,375		-	8,375		-	8,375
Travel (Staff)	872	840		-	840		-	840
Fundraising				-			-	
Other	47,490	4,619		-	4,619		-	4,619
<b>TOTAL SCHOOL OPERATIONS</b>	<b>1,035,829</b>	<b>289,269</b>	-	-	<b>289,269</b>	-	-	<b>289,269</b>
<b>FACILITY OPERATION &amp; MAINTENANCE</b>								
Insurance	69,863	18,875		-	18,875		-	18,875
Janitorial	47,167	17,589		-	17,589		-	17,589
Building and Land Rent / Lease / Facility Finance Interest	571,196	154,851.83		-	154,852		-	154,852
Repairs & Maintenance	158,594	27,500		-	27,500		-	27,500
Equipment / Furniture				-			-	
Security	97,002	18,750		-	18,750		-	18,750
Utilities	173,425	41,059		-	41,059		-	41,059
<b>TOTAL FACILITY OPERATION &amp; MAINTENANCE</b>	<b>1,117,246</b>	<b>278,625</b>	-	-	<b>278,625</b>	-	-	<b>278,625</b>
<b>DEPRECIATION &amp; AMORTIZATION</b>	<b>248,312</b>	<b>69,375</b>		-	<b>69,375</b>		-	<b>69,375</b>
<b>RESERVES / CONTINGENCY</b>	<b>175,169</b>	<b>30,338</b>		-	<b>30,338</b>		-	<b>30,338</b>

	DEMOCRACY PREPARATORY CHARTER SCHOOL Budget / Operating Plan 2017-18							
Total Revenue	10,628,452	3,010,907	-	-	3,010,907	-	-	3,010,907
Total Expenses	11,214,366	3,004,454	-	-	3,004,454	-	-	3,004,454
Net Income	(585,914)	6,453	-	-	6,453	-	-	6,453
Actual Student Enrollment	695	671	-	-	671	-	-	671
	Prior Year Actual 2016-17 Revenue Per Pupil	1st Quarter - 7/1 - 9/30			2nd Quarter - 10/1 - 12/31			3rd Quarter - 1/1 - 3/31
		Original Budget	Revised Budget	Variance	Original Budget	Revised Budget	Variance	Original Budget
TOTAL EXPENSES	<u>11,214,366</u>	<u>3,004,454</u>	-	-	<u>3,004,454</u>	-	-	<u>3,004,454</u>
NET INCOME	<u>(585,914)</u>	<u>6,453</u>	-	-	<u>6,453</u>	-	-	<u>6,453</u>

	DEMOCRACY PREPARATORY CHARTER SCHOOL Budget / Operating Plan 2017-18							
Total Revenue	10,628,452	3,010,907	-	-	3,010,907	-	-	3,010,907
Total Expenses	11,214,366	3,004,454	-	-	3,004,454	-	-	3,004,454
Net Income	(585,914)	6,453	-	-	6,453	-	-	6,453
Actual Student Enrollment	695	671	-	-	671	-	-	671
	Prior Year Actual 2016-17 Revenue Per Pupil	1st Quarter - 7/1 - 9/30			2nd Quarter - 10/1 - 12/31			3rd Quarter - 1/1 - 3/31
		Original Budget	Revised Budget	Variance	Original Budget	Revised Budget	Variance	Original Budget
ENROLLMENT - *School Districts Are Linked To Above Entries* Number of Districts: NYC CHANCELLOR'S OFFICE - ALL OTHER School Districts: ( Weighted Avg )	1	1	-	-	1	-	-	1
	695	671	-	-	671	-	-	671
	-	-	-	-	-	-	-	-
	-	-	-	-	-	-	-	-
	-	-	-	-	-	-	-	-
	-	-	-	-	-	-	-	-
	-	-	-	-	-	-	-	-
	-	-	-	-	-	-	-	-
	-	-	-	-	-	-	-	-
	-	-	-	-	-	-	-	-
	-	-	-	-	-	-	-	-
	-	-	-	-	-	-	-	-
	-	-	-	-	-	-	-	-
	-	-	-	-	-	-	-	-
	-	-	-	-	-	-	-	-
	-	-	-	-	-	-	-	-
	-	-	-	-	-	-	-	-
	-	-	-	-	-	-	-	-
	-	-	-	-	-	-	-	-
	-	-	-	-	-	-	-	-
	-	-	-	-	-	-	-	-
	-	-	-	-	-	-	-	-
TOTAL ENROLLMENT	695	671	-	-	671	-	-	671
REVENUE PER PUPIL	15,293	4,487	-	-	4,487	-	-	4,487
EXPENSES PER PUPIL	16,136	4,478	-	-	4,478	-	-	4,478





<b>Total Revenue</b>	-	-	<b>3,010,907</b>	-	-	
<b>Total Expenses</b>	-	-	<b>3,004,454</b>	-	-	
<b>Net Income</b>	-	-	<b>6,453</b>	-	-	
<b>Actual Student Enrollment</b>	-	-	<b>671</b>	-	-	
	<b>Quarter - 1/1 - 3/31</b>		<b>4th Quarter - 4/1 - 6/30</b>			
	<b>Revised Budget</b>	<b>Variance</b>	<b>Original Budget</b>	<b>Revised Budget</b>	<b>Variance</b>	
Grants						
Charter School Program (CSP) Planning & Implementation		-			-	
Other		-			-	
Other		-			-	
<b>TOTAL REVENUE FROM FEDERAL SOURCES</b>	-	-	79,341	-	-	
<b>LOCAL and OTHER REVENUE</b>						
Contributions and Donations		-			-	
Fundraising		-			-	
Erate Reimbursement		-	13,230		-	
Earnings on Investments		-			-	
Interest Income		-	604		-	
Food Service (Income from meals)		-			-	
Text Book		-	12,515		-	
OTHER		-	132,694		-	
<b>TOTAL REVENUE FROM LOCAL and OTHER SOURCES</b>	-	-	159,043	-	-	
<b>TOTAL REVENUE</b>	-	-	<b>3,010,907</b>	-	-	

<b>Total Revenue</b>			-	-	3,010,907
<b>Total Expenses</b>			-	-	3,004,454
<b>Net Income</b>			-	-	6,453
<b>Actual Student Enrollment</b>			-	-	671
			<b>Quarter - 1/1 - 3/31</b>		<b>4th Quarter - 4/1 - 6/30</b>
			<b>Revised Budget</b>	<b>Variance</b>	<b>Original Budget</b>
					<b>Revised Budget</b>
					<b>Variance</b>
<b>EXPENSES</b>					
<b>ADMINISTRATIVE STAFF PERSONNEL COSTS</b>		Avg. No. of Positions			
Executive Management	-			-	-
Instructional Management	5.00			135,129	-
Deans, Directors & Coordinators	8.00			125,394	-
CFO / Director of Finance	-				-
Operation / Business Manager	2.00			35,454	-
Administrative Staff	6.00			77,699	-
<b>TOTAL ADMINISTRATIVE STAFF</b>	<b>21.00</b>		-	-	373,675
<b>INSTRUCTIONAL PERSONNEL COSTS</b>					
Teachers - Regular	44.00			776,727	-
Teachers - SPED	9.00			149,523	-
Substitute Teachers	-				-
Teaching Assistants	-				-
Specialty Teachers	10.00			193,637	-
Aides	-				-
Therapists & Counselors	4.00			69,961	-
Other	-			98,423	-
<b>TOTAL INSTRUCTIONAL</b>	<b>67.00</b>		-	-	1,288,270
<b>NON-INSTRUCTIONAL PERSONNEL COSTS</b>					
Nurse	-				-
Librarian	-				-
Custodian	-				-
Security	-				-
Other	-				-
<b>TOTAL NON-INSTRUCTIONAL</b>	<b>-</b>		-	-	-
<b>SUBTOTAL PERSONNEL SERVICE COSTS</b>		<b>88.00</b>	-	-	1,661,946
<b>PAYROLL TAXES AND BENEFITS</b>					
Payroll Taxes				126,832	-
Fringe / Employee Benefits				125,770	-

<b>Total Revenue</b>		-	-	<b>3,010,907</b>	- -
<b>Total Expenses</b>		-	-	<b>3,004,454</b>	- -
<b>Net Income</b>		-	-	<b>6,453</b>	- -
<b>Actual Student Enrollment</b>		-	-	<b>671</b>	- -
		<b>Quarter - 1/1 - 3/31</b>		<b>4th Quarter - 4/1 - 6/30</b>	
		<b>Revised Budget</b>	<b>Variance</b>	<b>Original Budget</b>	<b>Revised Budget      Variance</b>
Retirement / Pension			-	<u>66,266</u>	-
TOTAL PAYROLL TAXES AND BENEFITS		-	-	318,868	- -
<b>TOTAL PERSONNEL SERVICE COSTS</b>		-	-	1,980,814	- -
<b>CONTRACTED SERVICES</b>					
Accounting / Audit			-	5,379	-
Legal			-		-
Management Company Fee			-	343,438	-
Nurse Services			-		-
Food Service / School Lunch			-		-
Payroll Services			-	4,716	-
Special Ed Services			-		-
Titlement Services (i.e. Title I)			-		-
Other Purchased / Professional / Consulting			-	<u>2,500</u>	-
TOTAL CONTRACTED SERVICES		-	-	356,033	- -

<b>Total Revenue</b>	-	-	<b>3,010,907</b>	-	-
<b>Total Expenses</b>	-	-	<b>3,004,454</b>	-	-
<b>Net Income</b>	-	-	<b>6,453</b>	-	-
<b>Actual Student Enrollment</b>	-	-	<b>671</b>	-	-
	<b>Quarter - 1/1 - 3/31</b>		<b>4th Quarter - 4/1 - 6/30</b>		
	<b>Revised Budget</b>	<b>Variance</b>	<b>Original Budget</b>	<b>Revised Budget</b>	<b>Variance</b>
<b>SCHOOL OPERATIONS</b>					
Board Expenses		-			-
Classroom / Teaching Supplies & Materials		-	5,889		-
Special Ed Supplies & Materials		-			-
Textbooks / Workbooks		-	22,479		-
Supplies & Materials other		-	26,896		-
Equipment / Furniture		-	3,527		-
Telephone		-	15,210		-
Technology		-	15,400		-
Student Testing & Assessment		-	7,750		-
Field Trips		-	79,700		-
Transportation (student)		-			-
Student Services - other		-	43,872		-
Office Expense		-	14,546		-
Staff Development		-	36,600		-
Staff Recruitment		-	438		-
Student Recruitment / Marketing		-	3,129		-
School Meals / Lunch		-	8,375		-
Travel (Staff)		-	840		-
Fundraising		-			-
Other		-	4,619		-
<b>TOTAL SCHOOL OPERATIONS</b>	-	-	289,269	-	-
<b>FACILITY OPERATION &amp; MAINTENANCE</b>					
Insurance		-	18,875		-
Janitorial		-	17,589		-
Building and Land Rent / Lease / Facility Finance Interest		-	154,852		-
Repairs & Maintenance		-	27,500		-
Equipment / Furniture		-			-
Security		-	18,750		-
Utilities		-	41,059		-
<b>TOTAL FACILITY OPERATION &amp; MAINTENANCE</b>	-	-	278,625	-	-
<b>DEPRECIATION &amp; AMORTIZATION</b>		-	69,375		-
<b>RESERVES / CONTINGENCY</b>		-	30,338		-

Total Revenue	-	-	3,010,907	-	-	-
Total Expenses	-	-	3,004,454	-	-	-
Net Income	-	-	6,453	-	-	-
Actual Student Enrollment	-	-	671	-	-	-
	Quarter - 1/1 - 3/31		4th Quarter - 4/1 - 6/30			
	Revised Budget		Original Budget	Revised Budget	Variance	
	Quarter - 1/1 - 3/31					
TOTAL EXPENSES	-	-	3,004,454	-	-	-
NET INCOME	-	-	6,453	-	-	-

Total Revenue	-	-	3,010,907	-	-
Total Expenses	-	-	3,004,454	-	-
Net Income	Quarter - 1/1 - 3/31	-	6,453	-	-
Actual Student Enrollment	-	-	671	-	-
	Quarter - 1/1 - 3/31	4th Quarter - 4/1 - 6/30			
	Revised Budget	Variance	Original Budget	Revised Budget	Variance
<b>ENROLLMENT - *School Districts Are Linked To Above Entries*</b>					
Number of Districts:	-	-	1	-	-
NYC CHANCELLOR'S OFFICE	-	-	671	-	-
-	-	-	-	-	-
-	-	-	-	-	-
-	-	-	-	-	-
-	-	-	-	-	-
-	-	-	-	-	-
-	-	-	-	-	-
-	-	-	-	-	-
-	-	-	-	-	-
-	-	-	-	-	-
-	-	-	-	-	-
-	-	-	-	-	-
-	-	-	-	-	-
-	-	-	-	-	-
-	-	-	-	-	-
ALL OTHER School Districts: ( Weighted Avg )	-	-	-	-	-
<b>TOTAL ENROLLMENT</b>	-	-	<u>671</u>	-	-
<b>REVENUE PER PUPIL</b>	-	-	<u>4,487</u>	-	-
<b>EXPENSES PER PUPIL</b>	-	-	<u>4,478</u>	-	-

		DEMOCRACY PREPARATORY Budget / Operating Plan 2017-18				
Total Revenue		12,043,630	12,043,630	-	1,415,178	1,415,178
Total Expenses		12,017,816	12,017,816	-	(803,449)	(803,449)
Net Income		25,814	25,814	-	611,728	611,728
Actual Student Enrollment						
		Total Year			VARIANCE	
		Original Budget	Revised Budget	Variance	Original Budget vs. PY Budget	Revised Budget vs. PY Budget
REVENUE						
REVENUES FROM STATE SOURCES		2017-18				
Per Pupil Revenue		Per Pupil Rate				
NYC CHANCELLOR'S OFFICE	14,527	9,747,617	9,747,617	-	1,014,334	1,014,334
-	-	-	-	-	-	-
-	-	-	-	-	-	-
-	-	-	-	-	-	-
-	-	-	-	-	-	-
-	-	-	-	-	-	-
-	-	-	-	-	-	-
-	-	-	-	-	-	-
-	-	-	-	-	-	-
-	-	-	-	-	-	-
-	-	-	-	-	-	-
-	-	-	-	-	-	-
-	-	-	-	-	-	-
-	-	-	-	-	-	-
ALL OTHER School Districts: ( Weighted Avg )	-	-	-	-	-	-
TOTAL Per Pupil Revenue (Weighted Average Per Pupil Funding)	14,527	9,747,617	9,747,617	-	1,014,334	1,014,334
Special Education Revenue		1,141,177	1,141,177	-	146,265	146,265
Grants						
Stimulus		-	-	-	-	-
DYCD (Department of Youth and Community Development)		-	-	-	-	-
Other		201,300	201,300	-	201,300	201,300
NYC DoE Rental Assistance		-	-	-	-	-
Other		-	-	-	-	-
TOTAL REVENUE FROM STATE SOURCES		11,090,094	11,090,094	-	1,361,899	1,361,899
REVENUE FROM FEDERAL FUNDING						
IDEA Special Needs		113,031	113,031	-	-	-
Title I		198,391	198,391	-	(56,683)	(56,683)
Title Funding - Other		5,941	5,941	-	2,082	2,082
School Food Service (Free Lunch)		-	-	-	-	-

## DESCRIPTION OF ASSUMPTIONS

Prior year amounts are as of 5/31/16. Amounts for June are not yet finalized and recorded.



		DEMOCRACY PREPARATORY CHARTER SCHOOL					DESCRIPTION OF ASSUMPTIONS
		Budget / Operating Plan			2017-18		
Total Revenue		12,043,630	12,043,630	-	1,415,178	1,415,178	
Total Expenses		12,017,816	12,017,816	-	(803,449)	(803,449)	
Net Income		25,814	25,814	-	611,728	611,728	
Actual Student Enrollment							
		Total Year			VARIANCE		
		Original Budget	Revised Budget	Variance	Original Budget vs. PY Budget	Revised Budget vs. PY Budget	
Grants							
Charter School Program (CSP) Planning & Implementation		-	-	-	-	-	
Other		-	-	-	-	-	
Other		-	-	-	-	-	
TOTAL REVENUE FROM FEDERAL SOURCES		317,363	317,363	-	(54,602)	(54,602)	
LOCAL and OTHER REVENUE							
Contributions and Donations		-	-	-	(16,000)	(16,000)	
Fundraising		-	-	-	(1,380)	(1,380)	
Erate Reimbursement		52,920	52,920	-	29,858	29,858	
Earnings on Investments		-	-	-	-	-	
Interest Income		2,417	2,417	-	1,113	1,113	
Food Service (Income from meals)		-	-	-	-	-	
Text Book		50,058	50,058	-	50,058	50,058	
OTHER		530,777	530,777	-	44,231	44,231	
TOTAL REVENUE FROM LOCAL and OTHER SOURCES		636,173	636,173	-	107,880	107,880	
TOTAL REVENUE		12,043,630	12,043,630	-	1,415,178	1,415,178	

**DEMOCRACY PREPARATORY CHARTER SCHOOL**  
**Budget / Operating Plan**

**2017-18**

<b>Total Revenue</b>	<b>12,043,630</b>	<b>12,043,630</b>	<b>-</b>	<b>1,415,178</b>	<b>1,415,178</b>
<b>Total Expenses</b>	<b>12,017,816</b>	<b>12,017,816</b>	<b>-</b>	<b>(803,449)</b>	<b>(803,449)</b>
<b>Net Income</b>	<b>25,814</b>	<b>25,814</b>	<b>-</b>	<b>611,728</b>	<b>611,728</b>
<b>Actual Student Enrollment</b>					

Total Year			VARIANCE	
Original Budget	Revised Budget	Variance	Original Budget vs. PY Budget	Revised Budget vs. PY Budget

**DESCRIPTION OF ASSUMPTIONS**

**EXPENSES**

**ADMINISTRATIVE STAFF PERSONNEL COSTS**

Avg. No.  
of Positions

Executive Management	-	-	-	-	-
Instructional Management	5.00	540,515	540,515	(56,013)	(56,013)
Deans, Directors & Coordinators	8.00	501,578	501,578	(293,232)	(293,232)
CFO / Director of Finance	-	-	-	-	-
Operation / Business Manager	2.00	141,814	141,814	(18,008)	(18,008)
Administrative Staff	6.00	310,795	310,795	(664)	(664)
<b>TOTAL ADMINISTRATIVE STAFF</b>	<b>21.00</b>	<b>1,494,701</b>	<b>1,494,701</b>	<b>(367,917)</b>	<b>(367,917)</b>

**INSTRUCTIONAL PERSONNEL COSTS**

Teachers - Regular	44.00	3,106,908	3,106,908	(202,116)	(202,116)
Teachers - SPED	9.00	598,092	598,092	110,127	110,127
Substitute Teachers	-	-	-	-	-
Teaching Assistants	-	-	-	-	-
Specialty Teachers	10.00	774,546	774,546	(774,546)	(774,546)
Aides	-	-	-	-	-
Therapists & Counselors	4.00	279,845	279,845	188,537	188,537
Other	-	393,690	393,690	472,605	472,605
<b>TOTAL INSTRUCTIONAL</b>	<b>67.00</b>	<b>5,153,081</b>	<b>5,153,081</b>	<b>(205,393)</b>	<b>(205,393)</b>

**NON-INSTRUCTIONAL PERSONNEL COSTS**

Nurse	-	-	-	-	-
Librarian	-	-	-	38,638	38,638
Custodian	-	-	-	54,165	54,165
Security	-	-	-	-	-
Other	-	-	-	-	-
<b>TOTAL NON-INSTRUCTIONAL</b>	<b>-</b>	<b>-</b>	<b>-</b>	<b>92,803</b>	<b>92,803</b>

**SUBTOTAL PERSONNEL SERVICE COSTS**

88.00

6,647,782	6,647,782	-	(480,507)	(480,507)
-----------	-----------	---	-----------	-----------

**PAYROLL TAXES AND BENEFITS**

Payroll Taxes	507,329	507,329	-	(63,767)	(63,767)
Fringe / Employee Benefits	503,079	503,079	-	(5,013)	(5,013)

**DEMOCRACY PREPARATORY CHARTER SCHOOL**  
**Budget / Operating Plan**

**2017-18**

<b>Total Revenue</b>	<b>12,043,630</b>	<b>12,043,630</b>	<b>-</b>	<b>1,415,178</b>	<b>1,415,178</b>
<b>Total Expenses</b>	<b>12,017,816</b>	<b>12,017,816</b>	<b>-</b>	<b>(803,449)</b>	<b>(803,449)</b>
<b>Net Income</b>	<b>25,814</b>	<b>25,814</b>	<b>-</b>	<b>611,728</b>	<b>611,728</b>
<b>Actual Student Enrollment</b>					
	<b>Total Year</b>			<b>VARIANCE</b>	
	<b>Original Budget</b>	<b>Revised Budget</b>	<b>Variance</b>	<b>Original Budget vs. PY Budget</b>	<b>Revised Budget vs. PY Budget</b>
Retirement / Pension	265,065	265,065	-	(45,587)	(45,587)
TOTAL PAYROLL TAXES AND BENEFITS	1,275,473	1,275,473	-	(114,367)	(114,367)
<b>TOTAL PERSONNEL SERVICE COSTS</b>	7,923,255	7,923,255	-	(594,874)	(594,874)
<b>CONTRACTED SERVICES</b>					
Accounting / Audit	21,518	21,518	-	1,399	1,399
Legal	-	-	-	9,755	9,755
Management Company Fee	1,373,752	1,373,752	-	(131,571)	(131,571)
Nurse Services	-	-	-	-	-
Food Service / School Lunch	-	-	-	-	-
Payroll Services	18,864	18,864	-	(4,780)	(4,780)
Special Ed Services	-	-	-	-	-
Titlement Services (i.e. Title I)	-	-	-	-	-
Other Purchased / Professional / Consulting	10,000	10,000	-	10,492	10,492
<b>TOTAL CONTRACTED SERVICES</b>	<b>1,424,134</b>	<b>1,424,134</b>	<b>-</b>	<b>(114,704)</b>	<b>(114,704)</b>

**DESCRIPTION OF ASSUMPTIONS**

**DEMOCRACY PREPARATORY CHARTER SCHOOL**  
**Budget / Operating Plan**

**2017-18**

<b>Total Revenue</b>	<b>12,043,630</b>	<b>12,043,630</b>	<b>-</b>	<b>1,415,178</b>	<b>1,415,178</b>
<b>Total Expenses</b>	<b>12,017,816</b>	<b>12,017,816</b>	<b>-</b>	<b>(803,449)</b>	<b>(803,449)</b>
<b>Net Income</b>	<b>25,814</b>	<b>25,814</b>	<b>-</b>	<b>611,728</b>	<b>611,728</b>
<b>Actual Student Enrollment</b>					

Total Year			VARIANCE	
Original Budget	Revised Budget	Variance	Original Budget vs. PY Budget	Revised Budget vs. PY Budget

**DESCRIPTION OF ASSUMPTIONS**

**SCHOOL OPERATIONS**

Board Expenses	-	-	-	-	-
Classroom / Teaching Supplies & Materials	23,557	23,557	-	(2,159)	(2,159)
Special Ed Supplies & Materials	-	-	-	-	-
Textbooks / Workbooks	89,918	89,918	-	(60,023)	(60,023)
Supplies & Materials other	107,583	107,583	-	57,604	57,604
Equipment / Furniture	14,107	14,107	-	10,255	10,255
Telephone	60,840	60,840	-	(3,386)	(3,386)
Technology	61,600	61,600	-	(20,431)	(20,431)
Student Testing & Assessment	31,000	31,000	-	(810)	(810)
Field Trips	318,800	318,800	-	(59,703)	(59,703)
Transportation (student)	-	-	-	-	-
Student Services - other	175,488	175,488	-	(32,181)	(32,181)
Office Expense	58,183	58,183	-	(16,042)	(16,042)
Staff Development	146,400	146,400	-	(3,414)	(3,414)
Staff Recruitment	1,750	1,750	-	(41)	(41)
Student Recruitment / Marketing	12,515	12,515	-	441	441
School Meals / Lunch	33,500	33,500	-	(17,885)	(17,885)
Travel (Staff)	3,361	3,361	-	(2,488)	(2,488)
Fundraising	-	-	-	-	-
Other	18,476	18,476	-	29,014	29,014
<b>TOTAL SCHOOL OPERATIONS</b>	<b>1,157,078</b>	<b>1,157,078</b>	<b>-</b>	<b>(121,249)</b>	<b>(121,249)</b>

**FACILITY OPERATION & MAINTENANCE**

Insurance	75,500	75,500	-	(5,637)	(5,637)
Janitorial	70,356	70,356	-	(23,190)	(23,190)
Building and Land Rent / Lease / Facility Finance Interest	619,407	619,407	-	(48,212)	(48,212)
Repairs & Maintenance	110,000	110,000	-	48,594	48,594
Equipment / Furniture	-	-	-	-	-
Security	75,000	75,000	-	22,002	22,002
Utilities	164,235	164,235	-	9,190	9,190
<b>TOTAL FACILITY OPERATION &amp; MAINTENANCE</b>	<b>1,114,499</b>	<b>1,114,499</b>	<b>-</b>	<b>2,747</b>	<b>2,747</b>

**DEPRECIATION & AMORTIZATION**

	277,500	277,500	-	(29,188)	(29,188)
--	---------	---------	---	----------	----------

**RESERVES / CONTINGENCY**

**DEMOCRACY PREPARATORY CHARTER SCHOOL**  
**Budget / Operating Plan**

**2017-18**

Total Revenue	12,043,630	12,043,630	-	1,415,178	1,415,178
Total Expenses	12,017,816	12,017,816	-	(803,449)	(803,449)
Net Income	25,814	25,814	-	611,728	611,728
Actual Student Enrollment					
	Total Year			VARIANCE	
	Original Budget	Revised Budget	Variance	Original Budget vs. PY Budget	Revised Budget vs. PY Budget
TOTAL EXPENSES	<u>12,017,816</u>	<u>12,017,816</u>	-	<u>(803,449)</u>	<u>(803,449)</u>
NET INCOME	<u>25,814</u>	<u>25,814</u>	-	<u>611,728</u>	<u>611,728</u>

**DESCRIPTION OF ASSUMPTIONS**

		DEMOCRACY PREPARATORY CHARTER SCHOOL					DESCRIPTION OF ASSUMPTIONS
		Budget / Operating Plan					
		2017-18					
Total Revenue		12,043,630	12,043,630	-	1,415,178	1,415,178	
Total Expenses		12,017,816	12,017,816	-	(803,449)	(803,449)	
Net Income		25,814	25,814	-	611,728	611,728	
Actual Student Enrollment							
		Total Year			VARIANCE		DESCRIPTION OF ASSUMPTIONS
		Original Budget	Revised Budget	Variance	Original Budget vs. PY Budget	Revised Budget vs. PY Budget	
ENROLLMENT - *School Districts Are Linked To Above Entries*							
Number of Districts:							
NYC CHANCELLOR'S OFFICE							
-							
-							
-							
-							
-							
-							
-							
-							
-							
-							
-							
-							
ALL OTHER School Districts: ( Weighted Avg )							
TOTAL ENROLLMENT							
REVENUE PER PUPIL							
EXPENSES PER PUPIL							

# DEMOCRACY PREPARATORY CHARTER SCHOOL

DO NOT ENTER BALANCE SHEET DATA ON THIS  
TEMPLATE

Balance sheet data should for the Ed Corp:  
Democracy Prep New York Charter Schools  
should be entered on the template for  
Bronx Preparatory Charter School.

## BALANCE SHEET

2017-18

	Prior Year	Q1	Q2	Q3	Q4
	2016-17	As of 9/30	As of 12/31	As of 3/31	As of 6/30
<b><u>ASSETS</u></b>					
<b><u>CURRENT ASSETS</u></b>					
Cash and cash equivalents	-	-	-	-	-
Grants and contracts receivable	-	-	-	-	-
Accounts receivables	-	-	-	-	-
Prepaid Expenses	-	-	-	-	-
Contributions and other receivables	-	-	-	-	-
<b>TOTAL CURRENT ASSETS</b>	-	-	-	-	-
<b><u>PROPERTY, BUILDING AND EQUIPMENT, net</u></b>	-	-	-	-	-
<b><u>OTHER ASSETS</u></b>	-	-	-	-	-
<b>TOTAL ASSETS</b>	-	-	-	-	-
<b><u>LIABILITIES AND NET ASSETS</u></b>					
<b><u>CURRENT LIABILITIES</u></b>					
Accounts payable and accrued expenses	-	-	-	-	-
Accrued payroll and benefits	-	-	-	-	-
Deferred Revenue	-	-	-	-	-
Current maturities of long-term debt	-	-	-	-	-
Short Term Debt - Bonds, Notes Payable	-	-	-	-	-
Other	-	-	-	-	-
<b>TOTAL CURRENT LIABILITIES</b>	-	-	-	-	-
<b><u>LONG-TERM DEBT and NOTES PAYABLE, net current maturities</u></b>	-	-	-	-	-
<b>TOTAL LIABILITIES</b>	-	-	-	-	-
<b><u>NET ASSETS</u></b>					
Unrestricted	-	-	-	-	-
Temporarily restricted	-	-	-	-	-
<b>TOTAL NET ASSETS</b>	-	-	-	-	-
<b>TOTAL LIABILITIES AND NET ASSETS</b>	-	-	-	-	-

2017-18

Total Revenue	-	3,010,907	-	-	3,010,907	-	-
Total Expenses	-	3,004,454	-	-	3,004,454	-	-
Net Income	-	6,453	-	-	6,453	-	-
Actual Student Enrollment	-	671	-	-	671	-	-

*NOTE: Enrollment, Revenue and Expenditure Data IN the 'Total and Variance Analysis' Section is Based on LAST ACTUAL Quarter Completed	1st Quarter - 7/1 - 9/30			2nd Quarter - 10/1 - 12/31			3rd Quarter
	Actual	Current Budget	Variance	Actual	Current Budget	Variance	Actual

**REVENUE****REVENUES FROM STATE SOURCES**

Per Pupil Revenue

CY Per Pupil Rate

NYC CHANCELLOR'S OFFICE

14,527

-

-

-

-

-

-

-

-

-

-

-

-

-

-

-

-

-

-

-

-

-

-

-

-

-

-

-

-

-

-

-

-

-

-

ALL OTHER School Districts: ( Count = 0 )

TOTAL Per Pupil Revenue (Weighted Average Per Pupil Funding) 14,527

Special Education Revenue

Grants

Stimulus

DYCD (Department of Youth and Community Development)

Other

NYC DoE Rental Assistance

Other

TOTAL REVENUE FROM STATE SOURCES

**REVENUE FROM FEDERAL FUNDING**

IDEA Special Needs

Title I

Title Funding - Other

School Food Service (Free Lunch)

Grants

Charter School Program (CSP) Planning &amp; Implementation

Other



## 2017-18

*NOTE: Enrollment, Revenue and Expenditure Data IN the 'Total and Variance Analysis' Section is Based on LAST ACTUAL Quarter Completed		1st Quarter - 7/1 - 9/30			2nd Quarter - 10/1 - 12/31			3rd Quarter - 1/1 - 3/31
		Actual	Current Budget	Variance	Actual	Current Budget	Variance	Actual
Other			-	-		-	-	
TOTAL REVENUE FROM FEDERAL SOURCES		-	79,341	-	-	79,341	-	-
<b>LOCAL and OTHER REVENUE</b>								
Contributions and Donations			-	-		-	-	
Fundraising			-	-		-	-	
Erate Reimbursement			13,230	-		13,230	-	
Earnings on Investments			-	-		-	-	
Interest Income			604	-		604	-	
Food Service (Income from meals)			-	-		-	-	
Text Book			12,515	-		12,515	-	
OTHER			132,694	-		132,694	-	
TOTAL REVENUE FROM LOCAL and OTHER SOURCES		-	159,043	-	-	159,043	-	-
<b>TOTAL REVENUE</b>		-	<b>3,010,907</b>	-	-	<b>3,010,907</b>	-	-

DEMOCRACY PREPARATORY CHAF

Budget / Operating Plan

2017-18

Total Revenue	-	3,010,907	-	-	3,010,907	-	-
Total Expenses	-	3,004,454	-	-	3,004,454	-	-
Net Income	-	6,453	-	-	6,453	-	-
Actual Student Enrollment	-	671	-	-	671	-	-

*NOTE: Enrollment, Revenue and Expenditure Data IN the 'Total and Variance Analysis' Section is Based on LAST ACTUAL Quarter Completed	1st Quarter - 7/1 - 9/30			2nd Quarter - 10/1 - 12/31			3rd Quarter
	Actual	Current Budget	Variance	Actual	Current Budget	Variance	Actual

EXPENSES

ADMINISTRATIVE STAFF PERSONNEL COSTS

	Quarter 0 No. of Positions						
Executive Management	-	-	-	-	-	-	-
Instructional Management	-	135,129	-	135,129	-	-	-
Deans, Directors & Coordinators	-	125,394	-	125,394	-	-	-
CFO / Director of Finance	-	-	-	-	-	-	-
Operation / Business Manager	-	35,454	-	35,454	-	-	-
Administrative Staff	-	77,699	-	77,699	-	-	-
TOTAL ADMINISTRATIVE STAFF	-	373,675	-	373,675	-	-	-

INSTRUCTIONAL PERSONNEL COSTS

Teachers - Regular	-	776,727	-	776,727	-	-	-
Teachers - SPED	-	149,523	-	149,523	-	-	-
Substitute Teachers	-	-	-	-	-	-	-
Teaching Assistants	-	-	-	-	-	-	-
Specialty Teachers	-	193,637	-	193,637	-	-	-
Aides	-	-	-	-	-	-	-
Therapists & Counselors	-	69,961	-	69,961	-	-	-
Other	-	98,423	-	98,423	-	-	-
TOTAL INSTRUCTIONAL	-	1,288,270	-	1,288,270	-	-	-

NON-INSTRUCTIONAL PERSONNEL COSTS

Nurse	-	-	-	-	-	-	-
Librarian	-	-	-	-	-	-	-
Custodian	-	-	-	-	-	-	-
Security	-	-	-	-	-	-	-
Other	-	-	-	-	-	-	-
TOTAL NON-INSTRUCTIONAL	-	-	-	-	-	-	-

SUBTOTAL PERSONNEL SERVICE COSTS

	-	1,661,946	-	1,661,946	-	-	-
--	---	-----------	---	-----------	---	---	---

PAYROLL TAXES AND BENEFITS

Payroll Taxes		126,832	-	126,832	-	-	-
Fringe / Employee Benefits		125,770	-	125,770	-	-	-
Retirement / Pension		66,266	-	66,266	-	-	-
TOTAL PAYROLL TAXES AND BENEFITS	-	318,868	-	318,868	-	-	-

TOTAL PERSONNEL SERVICE COSTS

	-	1,980,814	-	1,980,814	-	-	-
--	---	-----------	---	-----------	---	---	---

2017-18

Total Revenue	-	3,010,907	-	-	3,010,907	-	-
Total Expenses	-	3,004,454	-	-	3,004,454	-	-
Net Income	-	6,453	-	-	6,453	-	-
Actual Student Enrollment	-	671	-	-	671	-	-

*NOTE: Enrollment, Revenue and Expenditure Data IN the 'Total and Variance Analysis' Section is Based on LAST ACTUAL Quarter Completed	1st Quarter - 7/1 - 9/30			2nd Quarter - 10/1 - 12/31			3rd Quarter
	Actual	Current Budget	Variance	Actual	Current Budget	Variance	Actual
<b>CONTRACTED SERVICES</b>							
Accounting / Audit		5,379	-		5,379	-	
Legal		-	-		-	-	
Management Company Fee		343,438	-		343,438	-	
Nurse Services		-	-		-	-	
Food Service / School Lunch		-	-		-	-	
Payroll Services		4,716	-		4,716	-	
Special Ed Services		-	-		-	-	
Titlement Services (i.e. Title I)		-	-		-	-	
Other Purchased / Professional / Consulting		<u>2,500</u>	-		<u>2,500</u>	-	
<b>TOTAL CONTRACTED SERVICES</b>	-	356,033	-	-	356,033	-	-

DEMOCRACY PREPARATORY CHAF

Budget / Operating Plan

2017-18

Total Revenue	-	3,010,907	-	-	3,010,907	-	-
Total Expenses	-	3,004,454	-	-	3,004,454	-	-
Net Income	-	6,453	-	-	6,453	-	-
Actual Student Enrollment	-	671	-	-	671	-	-

*NOTE: Enrollment, Revenue and Expenditure Data IN the 'Total and Variance Analysis' Section is Based on LAST ACTUAL Quarter Completed	1st Quarter - 7/1 - 9/30			2nd Quarter - 10/1 - 12/31			3rd Quarter
	Actual	Current Budget	Variance	Actual	Current Budget	Variance	Actual
<b>SCHOOL OPERATIONS</b>							
Board Expenses		-	-		-	-	
Classroom / Teaching Supplies & Materials		5,889	-		5,889	-	
Special Ed Supplies & Materials		-	-		-	-	
Textbooks / Workbooks		22,479	-		22,479	-	
Supplies & Materials other		26,896	-		26,896	-	
Equipment / Furniture		3,527	-		3,527	-	
Telephone		15,210	-		15,210	-	
Technology		15,400	-		15,400	-	
Student Testing & Assessment		7,750	-		7,750	-	
Field Trips		79,700	-		79,700	-	
Transportation (student)		-	-		-	-	
Student Services - other		43,872	-		43,872	-	
Office Expense		14,546	-		14,546	-	
Staff Development		36,600	-		36,600	-	
Staff Recruitment		438	-		438	-	
Student Recruitment / Marketing		3,129	-		3,129	-	
School Meals / Lunch		8,375	-		8,375	-	
Travel (Staff)		840	-		840	-	
Fundraising		-	-		-	-	
Other		4,619	-		4,619	-	
TOTAL SCHOOL OPERATIONS	-	289,269	-	-	289,269	-	-
<b>FACILITY OPERATION &amp; MAINTENANCE</b>							
Insurance		18,875	-		18,875	-	
Janitorial		17,589	-		17,589	-	
Building and Land Rent / Lease / Facility Finance Interest		154,852	-		154,852	-	
Repairs & Maintenance		27,500	-		27,500	-	
Equipment / Furniture		-	-		-	-	
Security		18,750	-		18,750	-	
Utilities		41,059	-		41,059	-	
TOTAL FACILITY OPERATION & MAINTENANCE	-	278,625	-	-	278,625	-	-
<b>DEPRECIATION &amp; AMORTIZATION</b>		69,375	-		69,375	-	
<b>RESERVES / CONTINGENCY</b>		30,338	-		30,338	-	
<b>TOTAL EXPENSES</b>	-	3,004,454	-	-	3,004,454	-	-

2017-18

Total Revenue	-	3,010,907	-	-	3,010,907	-	-
Total Expenses	-	3,004,454	-	-	3,004,454	-	-
Net Income	-	6,453	-	-	6,453	-	-
Actual Student Enrollment	-	671	-	-	671	-	-

*NOTE: Enrollment, Revenue and Expenditure Data IN the 'Total and Variance Analysis' Section is Based on LAST ACTUAL Quarter Completed	1st Quarter - 7/1 - 9/30			2nd Quarter - 10/1 - 12/31			3rd Quarter
	Actual	Current Budget	Variance	Actual	Current Budget	Variance	Actual
NET INCOME	-	6,453	-	-	6,453	-	-

2017-18

Total Revenue	-	3,010,907	-	-	3,010,907	-	-
Total Expenses	-	3,004,454	-	-	3,004,454	-	-
Net Income	-	6,453	-	-	6,453	-	-
Actual Student Enrollment	-	671	-	-	671	-	-

3rd C

**\*NOTE: Enrollment, Revenue and Expenditure Data IN the 'Total and Variance Analysis' Section is Based on LAST ACTUAL Quarter Completed**

1st Quarter - 7/1 - 9/30		
Actual	Current Budget	Variance

2nd Quarter - 10/1 - 12/31		
Actual	Current Budget	Variance

3rd C

Actual

Actual	Current Budget	Variance	Actual	Current Budget	Variance	Actual
--------	----------------	----------	--------	----------------	----------	--------

**ENROLLMENT - \*School Districts Are Linked To Above Entries\***

NYC CHANCELLOR'S OFFICE

-	671	-	-	671	-	-
-	-	-	-	-	-	-
-	-	-	-	-	-	-
-	-	-	-	-	-	-
-	-	-	-	-	-	-
-	-	-	-	-	-	-
-	-	-	-	-	-	-
-	-	-	-	-	-	-
-	-	-	-	-	-	-
-	-	-	-	-	-	-
-	-	-	-	-	-	-
-	-	-	-	-	-	-
-	-	-	-	-	-	-
-	-	-	-	-	-	-
-	-	-	-	-	-	-
-	-	-	-	-	-	-
-	-	-	-	-	-	-
-	-	-	-	-	-	-
-	-	-	-	-	-	-
-	-	-	-	-	-	-
-	-	-	-	-	-	-
-	671	-	-	671	-	-

ALL OTHER School Districts: ( Count = 0 )

Year	Enrollment
1990	1,000
1991	1,000
1992	1,000
1993	1,000
1994	1,000
1995	1,000
1996	1,000
1997	1,000
1998	1,000
1999	1,000
2000	1,000
2001	1,000
2002	1,000
2003	1,000
2004	1,000
2005	1,000
2006	1,000
2007	1,000
2008	1,000
2009	1,000
2010	1,000
2011	1,000
2012	1,000
2013	1,000
2014	1,000
2015	1,000
2016	1,000
2017	1,000
2018	1,000
2019	1,000
2020	1,000
2021	1,000
2022	1,000
2023	1,000
2024	1,000
2025	1,000
2026	1,000
2027	1,000
2028	1,000
2029	1,000
2030	1,000

REVENUE PER PUPIL

EXPENSES PER PUPIL	
1960-61	1961-62
1962-63	1963-64
1964-65	1965-66
1966-67	1967-68
1968-69	1969-70
1970-71	1971-72
1972-73	1973-74
1974-75	1975-76
1976-77	1977-78
1978-79	1979-80
1980-81	1981-82
1982-83	1983-84
1984-85	1985-86
1986-87	1987-88
1988-89	1989-90
1990-91	1991-92
1992-93	1993-94
1994-95	1995-96
1996-97	1997-98
1998-99	1999-00
2000-01	2001-02
2002-03	2003-04
2004-05	2005-06
2006-07	2007-08
2008-09	2009-10
2010-11	2011-12
2012-13	2013-14
2014-15	2015-16
2016-17	2017-18
2018-19	2019-20
2020-21	2021-22
2022-23	2023-24
2024-25	2025-26
2026-27	2027-28
2028-29	2029-30
2030-31	2031-32
2032-33	2033-34
2034-35	2035-36
2036-37	2037-38
2038-39	2039-40
2040-41	2041-42
2042-43	2043-44
2044-45	2045-46
2046-47	2047-48
2048-49	2049-50
2050-51	2051-52
2052-53	2053-54
2054-55	2055-56
2056-57	2057-58
2058-59	2059-60
2060-61	2061-62
2062-63	2063-64
2064-65	2065-66
2066-67	2067-68
2068-69	2069-70
2070-71	2071-72
2072-73	2073-74
2074-75	2075-76
2076-77	2077-78
2078-79	2079-80
2080-81	2081-82
2082-83	2083-84
2084-85	2085-86
2086-87	2087-88
2088-89	2089-90
2090-91	2091-92
2092-93	2093-94
2094-95	2095-96
2096-97	2097-98
2098-99	2099-00
2100-01	2101-02
2102-03	2103-04
2104-05	2105-06
2106-07	2107-08
2108-09	2109-10
2110-11	2111-12
2112-13	2113-14
2114-15	2115-16
2116-17	2117-18
2118-19	2119-20
2120-21	2121-22
2122-23	2123-24
2124-25	2125-26
2126-27	2127-28
2128-29	2129-30
2130-31	2131-32
2132-33	2133-34
2134-35	2135-36
2136-37	2137-38
2138-39	2139-40
2140-41	2141-42
2142-43	2143-44
2144-45	2145-46
2146-47	2147-48
2148-49	2149-50
2150-51	2151-52
2152-53	2153-54
2154-55	2155-56
2156-57	2157-58
2158-59	2159-60
2160-61	2161-62
2162-63	2163-64
2164-65	2165-66
2166-67	2167-68
2168-69	2169-70
2170-71	2171-72
2172-73	2173-74
2174-75	2175-76
2176-77	2177-78
2178-79	2179-80
2180-81	2181-82
2182-83	2183-84
2184-85	2185-86
2186-87	2187-88
2188-89	2189-90
2190-91	2191-92
2192-93	2193-94
2194-95	2195-96
2196-97	2197-98
2198-99	2199-00
2200-01	2201-02
2202-03	2203-04
2204-05	2205-06

# RTER SCHOOL

n

Total Revenue	3,010,907	-	-	3,010,907	-
Total Expenses	3,004,454	-	-	3,004,454	-
Net Income	6,453	-	-	6,453	-
Actual Student Enrollment	671	-	-	671	-

*NOTE: Enrollment, Revenue and Expenditure Data IN the 'Total and Variance Analysis' Section is Based on LAST ACTUAL Quarter Completed	Quarter - 1/1 - 3/31		4th Quarter - 4/1 - 6/30		
	Current Budget	Variance	Actual	Current Budget	Variance

## REVENUE

### REVENUES FROM STATE SOURCES

Per Pupil Revenue

CY Per Pupil Rate

NYC CHANCELLOR'S OFFICE

14,527

2,436,904	-		2,436,904	-
-----------	---	--	-----------	---

-

-

-	-		-	-
---	---	--	---	---

-

-

-	-		-	-
---	---	--	---	---

-

-

-	-		-	-
---	---	--	---	---

-

-

-	-		-	-
---	---	--	---	---

-

-

-	-		-	-
---	---	--	---	---

-

-

-	-		-	-
---	---	--	---	---

-

-

-	-		-	-
---	---	--	---	---

-

-

-	-		-	-
---	---	--	---	---

-

-

-	-		-	-
---	---	--	---	---

-

-

-	-		-	-
---	---	--	---	---

-

-

-	-		-	-
---	---	--	---	---

-

-

-	-		-	-
---	---	--	---	---

-

-

-	-		-	-
---	---	--	---	---

-

-

-	-		-	-
---	---	--	---	---

ALL OTHER School Districts: ( Count = 0 )

-

-	-		-	-
---	---	--	---	---

TOTAL Per Pupil Revenue (Weighted Average Per Pupil Funding)

14,527

2,436,904	-	-	2,436,904	-
-----------	---	---	-----------	---

Special Education Revenue

285,294	-		285,294	-
---------	---	--	---------	---

Grants

Stimulus

-	-		-	-
---	---	--	---	---

DYCD (Department of Youth and Community Development)

-	-		-	-
---	---	--	---	---

Other

50,325	-		50,325	-
--------	---	--	--------	---

NYC DoE Rental Assistance

-	-		-	-
---	---	--	---	---

Other

-	-		-	-
---	---	--	---	---

TOTAL REVENUE FROM STATE SOURCES

2,772,524	-	-	2,772,524	-
-----------	---	---	-----------	---

### REVENUE FROM FEDERAL FUNDING

IDEA Special Needs

28,258	-		28,258	-
--------	---	--	--------	---

Title I

49,598	-		49,598	-
--------	---	--	--------	---

Title Funding - Other

1,485	-		1,485	-
-------	---	--	-------	---

School Food Service (Free Lunch)

-	-		-	-
---	---	--	---	---

Grants

Charter School Program (CSP) Planning & Implementation

-	-		-	-
---	---	--	---	---

Other

-	-		-	-
---	---	--	---	---

RTER SCHOOL n					
Total Revenue	3,010,907	-	-	3,010,907	-
Total Expenses	3,004,454	-	-	3,004,454	-
Net Income	6,453	-	-	6,453	-
Actual Student Enrollment	671	-	-	671	-
*NOTE: Enrollment, Revenue and Expenditure Data IN the 'Total and Variance Analysis' Section is Based on LAST ACTUAL Quarter Completed	Quarter - 1/1 - 3/31		4th Quarter - 4/1 - 6/30		
	Current Budget	Variance	Actual	Current Budget	Variance
Other	-	-		-	-
TOTAL REVENUE FROM FEDERAL SOURCES	79,341	-	-	79,341	-
LOCAL and OTHER REVENUE					
Contributions and Donations	-	-		-	-
Fundraising	-	-		-	-
Erate Reimbursement	13,230	-		13,230	-
Earnings on Investments	-	-		-	-
Interest Income	604	-		604	-
Food Service (Income from meals)	-	-		-	-
Text Book	12,515	-		12,515	-
OTHER	132,694	-		132,694	-
TOTAL REVENUE FROM LOCAL and OTHER SOURCES	159,043	-	-	159,043	-
TOTAL REVENUE					
	3,010,907	-	-	3,010,907	-



RTER SCHOOL n						
Total Revenue	3,010,907	-	-	3,010,907	-	
Total Expenses	3,004,454	-	-	3,004,454	-	
Net Income	6,453	-	-	6,453	-	
Actual Student Enrollment	671	-	-	671	-	
		Quarter - 1/1 - 3/31		4th Quarter - 4/1 - 6/30		
*NOTE: Enrollment, Revenue and Expenditure Data IN the 'Total and Variance Analysis' Section is Based on LAST ACTUAL Quarter Completed		Current Budget	Variance	Actual	Current Budget	Variance
EXPENSES	Quarter 0					
ADMINISTRATIVE STAFF PERSONNEL COSTS	No. of Positions					
Executive Management	-	-	-		-	-
Instructional Management	-	135,129	-		135,129	-
Deans, Directors & Coordinators	-	125,394	-		125,394	-
CFO / Director of Finance	-	-	-		-	-
Operation / Business Manager	-	35,454	-		35,454	-
Administrative Staff	-	77,699	-		77,699	-
TOTAL ADMINISTRATIVE STAFF	-	373,675	-	-	373,675	-
INSTRUCTIONAL PERSONNEL COSTS						
Teachers - Regular	-	776,727	-		776,727	-
Teachers - SPED	-	149,523	-		149,523	-
Substitute Teachers	-	-	-		-	-
Teaching Assistants	-	-	-		-	-
Specialty Teachers	-	193,637	-		193,637	-
Aides	-	-	-		-	-
Therapists & Counselors	-	69,961	-		69,961	-
Other	-	98,423	-		98,423	-
TOTAL INSTRUCTIONAL	-	1,288,270	-	-	1,288,270	-
NON-INSTRUCTIONAL PERSONNEL COSTS						
Nurse	-	-	-		-	-
Librarian	-	-	-		-	-
Custodian	-	-	-		-	-
Security	-	-	-		-	-
Other	-	-	-		-	-
TOTAL NON-INSTRUCTIONAL	-	-	-	-	-	-
SUBTOTAL PERSONNEL SERVICE COSTS	-	1,661,946	-	-	1,661,946	-
PAYROLL TAXES AND BENEFITS						
Payroll Taxes		126,832	-		126,832	-
Fringe / Employee Benefits		125,770	-		125,770	-
Retirement / Pension		66,266	-		66,266	-
TOTAL PAYROLL TAXES AND BENEFITS		318,868	-	-	318,868	-
TOTAL PERSONNEL SERVICE COSTS	-	1,980,814	-	-	1,980,814	-

RTER SCHOOL n					
Total Revenue	3,010,907	-	-	3,010,907	-
Total Expenses	3,004,454	-	-	3,004,454	-
Net Income	6,453	-	-	6,453	-
Actual Student Enrollment	671	-	-	671	-
		Quarter - 1/1 - 3/31		4th Quarter - 4/1 - 6/30	
*NOTE: Enrollment, Revenue and Expenditure Data IN the 'Total and Variance Analysis' Section is Based on LAST ACTUAL Quarter Completed		RTER SCHOOL n			
		Current Budget	Variance	Actual	Current Budget      Variance
<b>CONTRACTED SERVICES</b>					
Accounting / Audit	5,379	-		5,379	-
Legal	-	-		-	-
Management Company Fee	343,438	-		343,438	-
Nurse Services	-	-		-	-
Food Service / School Lunch	-	-		-	-
Payroll Services	4,716	-		4,716	-
Special Ed Services	-	-		-	-
Titlement Services (i.e. Title I)	-	-		-	-
Other Purchased / Professional / Consulting	<u>2,500</u>	-		<u>2,500</u>	-
TOTAL CONTRACTED SERVICES	356,033	-	-	356,033	-

# RTER SCHOOL

n

Total Revenue	3,010,907	-	-	3,010,907	-
Total Expenses	3,004,454	-	-	3,004,454	-
Net Income	6,453	-	-	6,453	-
Actual Student Enrollment	671	-	-	671	-

	Quarter - 1/1 - 3/31		4th Quarter - 4/1 - 6/30		
	Current Budget	Variance	Actual	Current Budget	Variance
*NOTE: Enrollment, Revenue and Expenditure Data IN the 'Total and Variance Analysis' Section is Based on LAST ACTUAL Quarter Completed					
<b>SCHOOL OPERATIONS</b>					
Board Expenses	-	-		-	-
Classroom / Teaching Supplies & Materials	5,889	-		5,889	-
Special Ed Supplies & Materials	-	-		-	-
Textbooks / Workbooks	22,479	-		22,479	-
Supplies & Materials other	26,896	-		26,896	-
Equipment / Furniture	3,527	-		3,527	-
Telephone	15,210	-		15,210	-
Technology	15,400	-		15,400	-
Student Testing & Assessment	7,750	-		7,750	-
Field Trips	79,700	-		79,700	-
Transportation (student)	-	-		-	-
Student Services - other	43,872	-		43,872	-
Office Expense	14,546	-		14,546	-
Staff Development	36,600	-		36,600	-
Staff Recruitment	438	-		438	-
Student Recruitment / Marketing	3,129	-		3,129	-
School Meals / Lunch	8,375	-		8,375	-
Travel (Staff)	840	-		840	-
Fundraising	-	-		-	-
Other	4,619	-		4,619	-
TOTAL SCHOOL OPERATIONS	289,269	-	-	289,269	-
<b>FACILITY OPERATION &amp; MAINTENANCE</b>					
Insurance	18,875	-		18,875	-
Janitorial	17,589	-		17,589	-
Building and Land Rent / Lease / Facility Finance Interest	154,852	-		154,852	-
Repairs & Maintenance	27,500	-		27,500	-
Equipment / Furniture	-	-		-	-
Security	18,750	-		18,750	-
Utilities	41,059	-		41,059	-
TOTAL FACILITY OPERATION & MAINTENANCE	278,625	-	-	278,625	-
<b>DEPRECIATION &amp; AMORTIZATION</b>	69,375	-		69,375	-
<b>RESERVES / CONTINGENCY</b>	30,338	-		30,338	-
<b>TOTAL EXPENSES</b>	<b>3,004,454</b>	-	-	<b>3,004,454</b>	-

RTER SCHOOL					
RTER SCHOOL					
n					
Total Revenue	3,010,907	-	-	3,010,907	-
Total Expenses	3,004,454	-	-	3,004,454	-
Net Income	6,453	-	-	6,453	-
Actual Student Enrollment	671	-	-	671	-
			Quarter - 1/1 - 3/31		4th Quarter - 4/1 - 6/30
*NOTE: Enrollment, Revenue and Expenditure Data IN the 'Total and Variance Analysis' Section is Based on LAST ACTUAL Quarter Completed			Quarter - 1/1 - 3/31		
			Current Budget	Variance	Actual Current Budget Variance
NET INCOME	6,453	-	-	-	6,453 -

AFTER SCHOOL					
Enrollment					
Total Revenue	3,010,907	-	-	3,010,907	-
Total Expenses	3,004,454	-	-	3,004,454	-
Net Income	6,453	-	-	6,453	-
Actual Student Enrollment	671	-	-	671	-
		Quarter - 1/1 - 3/31			
		Quarter - 1/1 - 3/31		4th Quarter - 4/1 - 6/30	
*NOTE: Enrollment, Revenue and Expenditure Data IN the 'Total and Variance Analysis' Section is Based on LAST ACTUAL Quarter Completed		Current Budget	Variance	Actual	Current Budget Variance
ENROLLMENT - *School Districts Are Linked To Above Entries*					
NYC CHANCELLOR'S OFFICE	671	-	-	671	-
-	-	-	-	-	-
-	-	-	-	-	-
-	-	-	-	-	-
-	-	-	-	-	-
-	-	-	-	-	-
-	-	-	-	-	-
-	-	-	-	-	-
-	-	-	-	-	-
-	-	-	-	-	-
-	-	-	-	-	-
-	-	-	-	-	-
-	-	-	-	-	-
-	-	-	-	-	-
ALL OTHER School Districts: ( Count = 0 )	-	-	-	-	-
TOTAL ENROLLMENT	671	-	-	671	-
REVENUE PER PUPIL	4,487	-	-	4,487	-
EXPENSES PER PUPIL	4,478	-	-	4,478	-

				DEMOCRACY PREPARATORY CHARTER SCHOOL							
				Budget / Operating Plan							
				2017-18							
Total Revenue				-	-	-	12,043,630	(12,043,630)	-	-	12,043,630
Total Expenses				-	-	-	12,017,816	12,017,816	-	-	12,017,816
Net Income				-	-	-	25,814	(25,814)	-	-	25,814
Actual Student Enrollment				-	-	-			-	-	
*NOTE: Enrollment, Revenue and Expenditure Data IN the 'Total and Variance Analysis' Section is Based on LAST ACTUAL Quarter Completed				TOTALS AND VARIANCE ANALYSIS							
				Actual	Current Budget (Current Quarter)	Actual vs. Current Budget	Current Budget - TY	Actual vs. Current Budget TY	Original Budget (Current Quarter)	Actual vs. Original Budget	Original Budget -
REVENUE											
REVENUES FROM STATE SOURCES											
Per Pupil Revenue		CY Per Pupil Rate									
NYC CHANCELLOR'S OFFICE		14,527		-	-	-	9,747,617	(9,747,617)	-	-	9,747,617
-		-		-	-	-	-	-	-	-	-
-		-		-	-	-	-	-	-	-	-
-		-		-	-	-	-	-	-	-	-
-		-		-	-	-	-	-	-	-	-
-		-		-	-	-	-	-	-	-	-
-		-		-	-	-	-	-	-	-	-
-		-		-	-	-	-	-	-	-	-
-		-		-	-	-	-	-	-	-	-
-		-		-	-	-	-	-	-	-	-
-		-		-	-	-	-	-	-	-	-
-		-		-	-	-	-	-	-	-	-
-		-		-	-	-	-	-	-	-	-
-		-		-	-	-	-	-	-	-	-
-		-		-	-	-	-	-	-	-	-
-		-		-	-	-	-	-	-	-	-
-		-		-	-	-	-	-	-	-	-
-		-		-	-	-	-	-	-	-	-
ALL OTHER School Districts: ( Count = 0 )		-		-	-	-	-	-	-	-	-
TOTAL Per Pupil Revenue (Weighted Average Per Pupil Funding)		14,527		-	-	-	9,747,617	(9,747,617)	-	-	9,747,617
Special Education Revenue				-	-	-	1,141,177	(1,141,177)	-	-	1,141,177
Grants											
Stimulus				-	-	-	-	-	-	-	-
DYCD (Department of Youth and Community Development)				-	-	-	-	-	-	-	-
Other				-	-	-	201,300	(201,300)	-	-	201,300
NYC DoE Rental Assistance				-	-	-	-	-	-	-	-
Other				-	-	-	-	-	-	-	-
TOTAL REVENUE FROM STATE SOURCES				-	-	-	11,090,094	(11,090,094)	-	-	11,090,094
REVENUE FROM FEDERAL FUNDING											
IDEA Special Needs				-	-	-	113,031	(113,031)	-	-	113,031
Title I				-	-	-	198,391	(198,391)	-	-	198,391
Title Funding - Other				-	-	-	5,941	(5,941)	-	-	5,941
School Food Service (Free Lunch)				-	-	-	-	-	-	-	-
Grants											
Charter School Program (CSP) Planning & Implementation				-	-	-	-	-	-	-	-
Other				-	-	-	-	-	-	-	-

				DEMOCRACY PREPARATORY CHARTER SCHOOL							
				Budget / Operating Plan							
				2017-18							
Total Revenue	-	-	-	12,043,630	(12,043,630)	-	-	12,043,630			
Total Expenses	-	-	-	12,017,816	12,017,816	-	-	12,017,816			
Net Income	-	-	-	25,814	(25,814)	-	-	25,814			
Actual Student Enrollment	-	-	-			-	-				
				TOTALS AND VARIANCE ANALYSIS							
*NOTE: Enrollment, Revenue and Expenditure Data IN the 'Total and Variance Analysis' Section is Based on LAST ACTUAL Quarter Completed				Actual	Current Budget (Current Quarter)	Actual vs. Current Budget	Current Budget - TY	Actual vs. Current Budget TY	Original Budget (Current Quarter)	Actual vs. Original Budget	Original Budget -
Other				-	-	-	-	-	-	-	
TOTAL REVENUE FROM FEDERAL SOURCES				-	-	-	317,363	(317,363)	-	-	317,363
LOCAL and OTHER REVENUE											
Contributions and Donations				-	-	-	-	-	-	-	
Fundraising				-	-	-	-	-	-	-	
Erate Reimbursement				-	-	-	52,920	(52,920)	-	-	52,920
Earnings on Investments				-	-	-	-	-	-	-	
Interest Income				-	-	-	2,417	(2,417)	-	-	2,417
Food Service (Income from meals)				-	-	-	-	-	-	-	
Text Book				-	-	-	50,058	(50,058)	-	-	50,058
OTHER				-	-	-	530,777	(530,777)	-	-	530,777
TOTAL REVENUE FROM LOCAL and OTHER SOURCES				-	-	-	636,173	(636,173)	-	-	636,173
TOTAL REVENUE				-	-	-	12,043,630	(12,043,630)	-	-	12,043,630

				DEMOCRACY PREPARATORY CHARTER SCHOOL							
				Budget / Operating Plan							
				2017-18							
Total Revenue	-	-	-	12,043,630	(12,043,630)	-	-	12,043,630			
Total Expenses	-	-	-	12,017,816	12,017,816	-	-	12,017,816			
Net Income	-	-	-	25,814	(25,814)	-	-	25,814			
Actual Student Enrollment	-	-	-			-	-				
*NOTE: Enrollment, Revenue and Expenditure Data IN the 'Total and Variance Analysis' Section is Based on LAST ACTUAL Quarter Completed				TOTALS AND VARIANCE ANALYSIS							
				Actual	Current Budget (Current Quarter)	Actual vs. Current Budget	Current Budget - TY	Actual vs. Current Budget TY	Original Budget (Current Quarter)	Actual vs. Original Budget	Original Budget - TY
EXPENSES											
ADMINISTRATIVE STAFF PERSONNEL COSTS											
Executive Management	-	Quarter 0	No. of Positions	-	-	-	-	-	-	-	
Instructional Management	-			-	-	-	540,515	540,515	-	-	540,515
Deans, Directors & Coordinators	-			-	-	-	501,578	501,578	-	-	501,578
CFO / Director of Finance	-			-	-	-	-	-	-	-	-
Operation / Business Manager	-			-	-	-	141,814	141,814	-	-	141,814
Administrative Staff	-			-	-	-	310,795	310,795	-	-	310,795
TOTAL ADMINISTRATIVE STAFF	-			-	-	-	1,494,701	1,494,701	-	-	1,494,701
INSTRUCTIONAL PERSONNEL COSTS											
Teachers - Regular	-			-	-	-	3,106,908	3,106,908	-	-	3,106,908
Teachers - SPED	-			-	-	-	598,092	598,092	-	-	598,092
Substitute Teachers	-			-	-	-	-	-	-	-	-
Teaching Assistants	-			-	-	-	-	-	-	-	-
Specialty Teachers	-			-	-	-	774,546	774,546	-	-	774,546
Aides	-			-	-	-	-	-	-	-	-
Therapists & Counselors	-			-	-	-	279,845	279,845	-	-	279,845
Other	-			-	-	-	393,690	393,690	-	-	393,690
TOTAL INSTRUCTIONAL	-			-	-	-	5,153,081	5,153,081	-	-	5,153,081
NON-INSTRUCTIONAL PERSONNEL COSTS											
Nurse	-			-	-	-	-	-	-	-	-
Librarian	-			-	-	-	-	-	-	-	-
Custodian	-			-	-	-	-	-	-	-	-
Security	-			-	-	-	-	-	-	-	-
Other	-			-	-	-	-	-	-	-	-
TOTAL NON-INSTRUCTIONAL	-			-	-	-	-	-	-	-	-
SUBTOTAL PERSONNEL SERVICE COSTS											
				-	-	-	6,647,782	6,647,782	-	-	6,647,782
PAYROLL TAXES AND BENEFITS											
Payroll Taxes				-	-	-	507,329	507,329	-	-	507,329
Fringe / Employee Benefits				-	-	-	503,079	503,079	-	-	503,079
Retirement / Pension				-	-	-	265,065	265,065	-	-	265,065
TOTAL PAYROLL TAXES AND BENEFITS				-	-	-	1,275,473	1,275,473	-	-	1,275,473
TOTAL PERSONNEL SERVICE COSTS				-	-	-	7,923,255	7,923,255	-	-	7,923,255



	DEMOCRACY PREPARATORY CHARTER SCHOOL							
	Budget / Operating Plan							
	2017-18							
Total Revenue	-	-	-	12,043,630	(12,043,630)	-	-	12,043,630
Total Expenses	-	-	-	12,017,816	12,017,816	-	-	12,017,816
Net Income	-	-	-	25,814	(25,814)	-	-	25,814
Actual Student Enrollment	-	-	-			-	-	

*NOTE: Enrollment, Revenue and Expenditure Data IN the 'Total and Variance Analysis' Section is Based on LAST ACTUAL Quarter Completed	TOTALS AND VARIANCE ANALYSIS							
	Actual	Current Budget (Current Quarter)	Actual vs. Current Budget	Current Budget - TY	Actual vs. Current Budget TY	Original Budget (Current Quarter)	Actual vs. Original Budget	Original Budget - TY
CONTRACTED SERVICES								
Accounting / Audit	-	-	-	21,518	21,518	-	-	21,518
Legal	-	-	-	-	-	-	-	-
Management Company Fee	-	-	-	1,373,752	1,373,752	-	-	1,373,752
Nurse Services	-	-	-	-	-	-	-	-
Food Service / School Lunch	-	-	-	-	-	-	-	-
Payroll Services	-	-	-	18,864	18,864	-	-	18,864
Special Ed Services	-	-	-	-	-	-	-	-
Titlement Services (i.e. Title I)	-	-	-	-	-	-	-	-
Other Purchased / Professional / Consulting	-	-	-	10,000	10,000	-	-	10,000
TOTAL CONTRACTED SERVICES	-	-	-	1,424,134	1,424,134	-	-	1,424,134

				DEMOCRACY PREPARATORY CHARTER SCHOOL				
				Budget / Operating Plan				
				2017-18				
Total Revenue	-	-	-	12,043,630	(12,043,630)	-	-	12,043,630
Total Expenses	-	-	-	12,017,816	12,017,816	-	-	12,017,816
Net Income	-	-	-	25,814	(25,814)	-	-	25,814
Actual Student Enrollment	-	-	-			-	-	
				TOTALS AND VARIANCE ANALYSIS				
*NOTE: Enrollment, Revenue and Expenditure Data IN the 'Total and Variance Analysis' Section is Based on LAST ACTUAL Quarter Completed				Current Budget (Current Quarter)	Actual vs. Current Budget	Current Budget - TY	Actual vs. Current Budget TY	Original Budget (Current Quarter)
				Actual	Actual vs. Current Budget	Actual	Actual vs. Current Budget TY	Original Budget
<b>SCHOOL OPERATIONS</b>								
Board Expenses	-	-	-	-	-	-	-	-
Classroom / Teaching Supplies & Materials	-	-	-	23,557	23,557	-	-	23,557
Special Ed Supplies & Materials	-	-	-	-	-	-	-	-
Textbooks / Workbooks	-	-	-	89,918	89,918	-	-	89,918
Supplies & Materials other	-	-	-	107,583	107,583	-	-	107,583
Equipment / Furniture	-	-	-	14,107	14,107	-	-	14,107
Telephone	-	-	-	60,840	60,840	-	-	60,840
Technology	-	-	-	61,600	61,600	-	-	61,600
Student Testing & Assessment	-	-	-	31,000	31,000	-	-	31,000
Field Trips	-	-	-	318,800	318,800	-	-	318,800
Transportation (student)	-	-	-	-	-	-	-	-
Student Services - other	-	-	-	175,488	175,488	-	-	175,488
Office Expense	-	-	-	58,183	58,183	-	-	58,183
Staff Development	-	-	-	146,400	146,400	-	-	146,400
Staff Recruitment	-	-	-	1,750	1,750	-	-	1,750
Student Recruitment / Marketing	-	-	-	12,515	12,515	-	-	12,515
School Meals / Lunch	-	-	-	33,500	33,500	-	-	33,500
Travel (Staff)	-	-	-	3,361	3,361	-	-	3,361
Fundraising	-	-	-	-	-	-	-	-
Other	-	-	-	18,476	18,476	-	-	18,476
TOTAL SCHOOL OPERATIONS	-	-	-	1,157,078	1,157,078	-	-	1,157,078
<b>FACILITY OPERATION &amp; MAINTENANCE</b>								
Insurance	-	-	-	75,500	75,500	-	-	75,500
Janitorial	-	-	-	70,356	70,356	-	-	70,356
Building and Land Rent / Lease / Facility Finance Interest	-	-	-	619,407	619,407	-	-	619,407
Repairs & Maintenance	-	-	-	110,000	110,000	-	-	110,000
Equipment / Furniture	-	-	-	-	-	-	-	-
Security	-	-	-	75,000	75,000	-	-	75,000
Utilities	-	-	-	164,235	164,235	-	-	164,235
TOTAL FACILITY OPERATION & MAINTENANCE	-	-	-	1,114,499	1,114,499	-	-	1,114,499
<b>DEPRECIATION &amp; AMORTIZATION</b>				-	-	-	-	-
<b>RESERVES / CONTINGENCY</b>				-	-	-	-	-
<b>TOTAL EXPENSES</b>	-	-	-	<b>12,017,816</b>	<b>12,017,816</b>	-	-	<b>12,017,816</b>

				DEMOCRACY PREPARATORY CHARTER SCHOOL							
				Budget / Operating Plan							
				2017-18							
Total Revenue	-	-	-	12,043,630	(12,043,630)	-	-	12,043,630			
Total Expenses	-	-	-	12,017,816	12,017,816	-	-	12,017,816			
Net Income	-	-	-	25,814	(25,814)	-	-	25,814			
Actual Student Enrollment	-	-	-			-	-				
*NOTE: Enrollment, Revenue and Expenditure Data IN the 'Total and Variance Analysis' Section is Based on LAST ACTUAL Quarter Completed				TOTALS AND VARIANCE ANALYSIS							
					Current Budget (Current Quarter)	Actual vs. Current Budget	Current Budget - TY	Actual vs. Current Budget TY	Original Budget (Current Quarter)	Actual vs. Original Budget	Original Budget - TY
				Actual							
NET INCOME				-	-	-	25,814	(25,814)	-	-	25,814

				DEMOCRACY PREPARATORY PARTNER SCHOOLS							
				Budget / Operating Plan							
				2017-18							
Total Revenue	-	-	-	12,043,630	(12,043,630)	-	-	12,043,630			
Total Expenses	-	-	-	12,017,816	12,017,816	-	-	12,017,816			
Net Income	-	-	-	25,814	(25,814)	-	-	25,814			
Actual Student Enrollment	-	-	-			-	-				
				TOTALS AND VARIANCE ANALYSIS							
*NOTE: Enrollment, Revenue and Expenditure Data IN the 'Total and Variance Analysis' Section is Based on LAST ACTUAL Quarter Completed				TOTALS AND VARIANCE ANALYSIS							
				Actual	Current Budget (Current Quarter)	Actual vs. Current Budget	Current Budget - TY	Actual vs. Current Budget TY	Original Budget (Current Quarter)	Actual vs. Original Budget	Original Budget - TY
ENROLLMENT - *School Districts Are Linked To Above Entries*				* Enrollment Data Based on Last Actual Quarter Completed							
NYC CHANCELLOR'S OFFICE				-	-	-		-	-		
-				-	-	-		-	-		
-				-	-	-		-	-		
-				-	-	-		-	-		
-				-	-	-		-	-		
-				-	-	-		-	-		
-				-	-	-		-	-		
-				-	-	-		-	-		
-				-	-	-		-	-		
-				-	-	-		-	-		
-				-	-	-		-	-		
-				-	-	-		-	-		
-				-	-	-		-	-		
-				-	-	-		-	-		
-				-	-	-		-	-		
ALL OTHER School Districts: ( Count = 0 )				-	-	-		-	-		
TOTAL ENROLLMENT				-	-	-		-	-		
REVENUE PER PUPIL				-	-	-		-	-		
EXPENSES PER PUPIL				-	-	-		-	-		



L
---

Total Revenue	(12,043,630)	-	-
Total Expenses	12,017,816	-	-
Net Income	(25,814)	-	-
Actual Student Enrollment		-	
*NOTE: Enrollment, Revenue and Expenditure Data IN the 'Total and Variance Analysis' Section is Based on LAST ACTUAL Quarter Completed	Actual vs. Original Budget TY	PY Actual (PY TY / No. of COMPLETED Actual CY	Actual CY vs. Actual PY
Other	-	-	-
TOTAL REVENUE FROM FEDERAL SOURCES	(317,363)	-	-
<b>LOCAL and OTHER REVENUE</b>			
Contributions and Donations	-	-	-
Fundraising	-	-	-
Erate Reimbursement	(52,920)	-	-
Earnings on Investments	-	-	-
Interest Income	(2,417)	-	-
Food Service (Income from meals)	-	-	-
Text Book	(50,058)	-	-
OTHER	(530,777)	-	-
TOTAL REVENUE FROM LOCAL and OTHER SOURCES	(636,173)	-	-
<b>TOTAL REVENUE</b>	<b>(12,043,630)</b>	-	-

L				
Total Revenue	(12,043,630)	-	-	
Total Expenses	12,017,816	-	-	
Net Income	(25,814)	-	-	
Actual Student Enrollment		-		
<div> <div> <div>*NOTE: Enrollment, Revenue and Expenditure Data IN the 'Total and Variance Analysis' Section is Based on LAST ACTUAL Quarter Completed</div> <div> <div>Actual vs. Original Budget TY</div> <div>PY Actual (PY TY / No. of COMPLETED Actual CY</div> <div>Actual CY vs. Actual PY</div> </div> </div> </div>				
<b>EXPENSES</b>				
		Quarter 0		
<b>ADMINISTRATIVE STAFF PERSONNEL COSTS</b>		No. of Positions		
Executive Management	-	-	-	-
Instructional Management	-	540,515	-	-
Deans, Directors & Coordinators	-	501,578	-	-
CFO / Director of Finance	-	-	-	-
Operation / Business Manager	-	141,814	-	-
Administrative Staff	-	310,795	-	-
TOTAL ADMINISTRATIVE STAFF	-	1,494,701	-	-
<b>INSTRUCTIONAL PERSONNEL COSTS</b>				
Teachers - Regular	-	3,106,908	-	-
Teachers - SPED	-	598,092	-	-
Substitute Teachers	-	-	-	-
Teaching Assistants	-	-	-	-
Specialty Teachers	-	774,546	-	-
Aides	-	-	-	-
Therapists & Counselors	-	279,845	-	-
Other	-	393,690	-	-
TOTAL INSTRUCTIONAL	-	5,153,081	-	-
<b>NON-INSTRUCTIONAL PERSONNEL COSTS</b>				
Nurse	-	-	-	-
Librarian	-	-	-	-
Custodian	-	-	-	-
Security	-	-	-	-
Other	-	-	-	-
TOTAL NON-INSTRUCTIONAL	-	-	-	-
<b>SUBTOTAL PERSONNEL SERVICE COSTS</b>		-	6,647,782	-
<b>PAYROLL TAXES AND BENEFITS</b>				
Payroll Taxes		507,329	-	-
Fringe / Employee Benefits		503,079	-	-
Retirement / Pension		265,065	-	-
TOTAL PAYROLL TAXES AND BENEFITS		1,275,473	-	-
<b>TOTAL PERSONNEL SERVICE COSTS</b>		-	7,923,255	-

L
---

Total Revenue	(12,043,630)	-	-
Total Expenses	12,017,816	-	-
Net Income	(25,814)	-	-
Actual Student Enrollment		-	
<b>*NOTE: Enrollment, Revenue and Expenditure Data IN the 'Total and Variance Analysis' Section is Based on LAST ACTUAL Quarter Completed</b>		<b>Actual L vs. Original Budget TY</b>	<b>PY Actual (PY TY / No. of COMPLETED Actual CY</b>
			<b>Actual CY vs. Actual PY</b>
<b>CONTRACTED SERVICES</b>			
Accounting / Audit	21,518	-	-
Legal	-	-	-
Management Company Fee	1,373,752	-	-
Nurse Services	-	-	-
Food Service / School Lunch	-	-	-
Payroll Services	18,864	-	-
Special Ed Services	-	-	-
Titlement Services (i.e. Title I)	-	-	-
Other Purchased / Professional / Consulting	10,000	-	-
TOTAL CONTRACTED SERVICES	1,424,134	-	-



L			
Total Revenue	(12,043,630)	-	-
Total Expenses	12,017,816	-	-
Net Income	(25,814)	-	-
Actual Student Enrollment		-	
<p><b>*NOTE: Enrollment, Revenue and Expenditure Data IN the 'Total and Variance Analysis' Section is Based on LAST ACTUAL Quarter Completed</b></p>			
	Actual vs. Original Budget TY	PY Actual (PY TY / No. of COMPLETED Actual CY	Actual CY vs. Actual PY
<b>SCHOOL OPERATIONS</b>			
Board Expenses	-	-	-
Classroom / Teaching Supplies & Materials	23,557	-	-
Special Ed Supplies & Materials	-	-	-
Textbooks / Workbooks	89,918	-	-
Supplies & Materials other	107,583	-	-
Equipment / Furniture	14,107	-	-
Telephone	60,840	-	-
Technology	61,600	-	-
Student Testing & Assessment	31,000	-	-
Field Trips	318,800	-	-
Transportation (student)	-	-	-
Student Services - other	175,488	-	-
Office Expense	58,183	-	-
Staff Development	146,400	-	-
Staff Recruitment	1,750	-	-
Student Recruitment / Marketing	12,515	-	-
School Meals / Lunch	33,500	-	-
Travel (Staff)	3,361	-	-
Fundraising	-	-	-
Other	18,476	-	-
TOTAL SCHOOL OPERATIONS	1,157,078	-	-
<b>FACILITY OPERATION &amp; MAINTENANCE</b>			
Insurance	75,500	-	-
Janitorial	70,356	-	-
Building and Land Rent / Lease / Facility Finance Interest	619,407	-	-
Repairs & Maintenance	110,000	-	-
Equipment / Furniture	-	-	-
Security	75,000	-	-
Utilities	164,235	-	-
TOTAL FACILITY OPERATION & MAINTENANCE	1,114,499	-	-
<b>DEPRECIATION &amp; AMORTIZATION</b>	277,500	-	-
<b>RESERVES / CONTINGENCY</b>	121,351	-	-
<b>TOTAL EXPENSES</b>	<b>12,017,816</b>	-	-

	L	
	L	

Total Revenue	(12,043,630)	-	-
Total Expenses	12,017,816	-	-
Net Income	(25,814)	-	-
Actual Student Enrollment		-	
*NOTE: Enrollment, Revenue and Expenditure Data IN the 'Total and Variance Analysis' Section is Based on LAST ACTUAL Quarter Completed	Actual vs. Original Budget TY	PY Actual (PY TY / No. of COMPLETED Actual CY	Actual CY vs. Actual PY
NET INCOME	(25,814)	-	-

L			
-			
Total Revenue	(12,043,630)	-	-
Total Expenses	12,017,816	-	-
Net Income	(25,814)	-	-
Actual Student Enrollment		-	-
*NOTE: Enrollment, Revenue and Expenditure Data IN the 'Total and Variance Analysis' Section is Based on LAST ACTUAL Quarter Completed		Actual vs. Original Budget TY	PY Actual (PY TY / No. of COMPLETED Actual CY Actual CY vs. Actual PY
<b>ENROLLMENT - *School Districts Are Linked To Above Entries*</b>			
NYC CHANCELLOR'S OFFICE		-	-
-		-	-
-		-	-
-		-	-
-		-	-
-		-	-
-		-	-
-		-	-
-		-	-
-		-	-
-		-	-
-		-	-
-		-	-
-		-	-
-		-	-
-		-	-
-		-	-
ALL OTHER School Districts: ( Count = 0 )		-	-
<b>TOTAL ENROLLMENT</b>		-	-
<b>REVENUE PER PUPIL</b>		-	-
<b>EXPENSES PER PUPIL</b>		-	-



**Annual Report Requirement**  
*for SUNY Authorized Charter Schools*  
**DEMOCRACY PREPARATORY CHARTER SCHOOL**  
**2017-18**

Administrative  
expenditures per pupil:

\$0.00

Per NYS Statute

Administrative expenditures per pupil: the sum of all general administration salaries and other general administration expenditures divided by the total number of enrolled students. Employee benefit costs or expenditures should not be reported here.

**\*NOTE: THIS TAB ONLY NEEDS TO BE COMPLETED FOR Q4**

<p align="center"><b>Disclosure of Financial Interest by a Current or Proposed Charter School Education Corporation Trustee</b></p>
---

**Trustee Name:**

Linda Bell

**Name of Charter School Education Corporation (for an unmerged school, this is the Charter School Name):**

Democracy Prep Charter School

1. List all positions held on the education corporation board (e.g., president, treasurer, parent representative). NONE

2. Is the trustee an employee of any school operated by the Education Corporation?  
☐ Yes ☒ No

If **Yes**, for each school, please provide a description of the position(s) you hold, your responsibilities, your salary and your start date.

3. Is the trustee an employee or agent of the management company or institutional partner of the charter school(s) governed by the Education Corporation?  
☐ Yes ☒ No

If **Yes**, for each school, please provide a description of the position(s) you hold, your responsibilities, your salary and your start date.

4. Identify each interest/transaction (and provide the requested information) that you or any of your immediate family members or any persons who live with you in your house have held or engaged in with the charter school(s) governed by the Education Corporation during the time you have served on the board, and in the six-month period prior to such service. If there has been no such financial interest or transaction, write **None**. Please note that if you answered **Yes** to Questions 2-4 above, you need not disclose again your employment status, salary, etc.

Date(s)	Nature of Financial Interest/Transaction	Steps taken to avoid a conflict of interest, (e.g., did not vote, did not participate in discussion)	Name of person holding interest or engaging in transaction and relationship to yourself

Please write "None" if applicable. Do not leave this space blank.	<b>NONE</b>		
---	-------------	--	--

5. Identify each individual, business, corporation, union association, firm, partnership, committee proprietorship, franchise holding company, joint stock company, business or real estate trust, non-profit organization, or other organization or group of people doing business with the school(s) governed by the Education Corporation **and** in which such entity, during the time of your tenure as a trustee, you and/or your immediate family member(s) or person(s) living in your house had a financial interest or other relationship. If you are a member, director, officer or employee of an organization formally partnered with the school(s) that is/are doing business with the school(s) through a management or services agreement, please identify only the name of the organization, your position in the organization, and the relationship between such organization and the school(s). If there was no financial interest, write **None**.

Organization conducting business with the school(s)	Nature of business conducted	Approximate value of the business conducted	Name of Trustee and/or immediate family member of household holding an interest in the organization conducting business with the school(s) and the nature of the interest	Steps Taken to Avoid Conflict of Interest
Please write "None" if applicable. Do not leave this space blank. <b>NONE.</b>				

**W a l m**  
Signature

**7.13.17**  
Date

Please note that this document is considered a public record and as such, may be made available to members of the public upon request under the Freedom of Information Law. Personal contact information provided below will be redacted.


Business Telephone: \_\_\_\_\_

Business Address: \_\_\_\_\_

E-mail Address: \_\_\_\_\_

Home Telephone: \_\_\_\_\_

Home Address: \_\_\_\_\_



**Disclosure of Financial Interest by a Current or Proposed Charter School  
Education Corporation Trustee**

Trustee Name:

LEE DUNST

Name of Charter School Education Corporation (for an unmerged school, this is the Charter School Name):

DEMOCRACY PREP

1. List all positions held on the education corporation board (e.g., president, treasurer, parent representative).

TRUSTEE

2. Is the trustee an employee of any school operated by the Education Corporation?  
\_\_\_ Yes \_\_\_ ☒ No

If **Yes**, for each school, please provide a description of the position(s) you hold, your responsibilities, your salary and your start date.

3. Is the trustee an employee or agent of the management company or institutional partner of the charter school(s) governed by the Education Corporation?

\_\_\_ Yes \_\_\_ ☒ No

If **Yes**, for each school, please provide a description of the position(s) you hold, your responsibilities, your salary and your start date.


4. Identify each interest/transaction (and provide the requested information) that you or any of your immediate family members or any persons who live with you in your house have held or engaged in with the charter school(s) governed by the Education Corporation during the time you have served on the board, and in the six-month period prior to such service. If there has been no such financial interest or transaction, write **None**. Please note that if you answered **Yes** to Questions 2-4 above, you need not disclose again your employment status, salary, etc.


Date(s)	Nature of Financial Interest/Transaction	Steps taken to avoid a conflict of interest, (e.g., did not vote, did not participate in discussion)	Name of person holding interest or engaging in transaction and relationship to yourself

Please write "None" if applicable. Do not leave this space blank.			
NONE			

5. Identify each individual, business, corporation, union association, firm, partnership, committee proprietorship, franchise holding company, joint stock company, business or real estate trust, non-profit organization, or other organization or group of people doing business with the school(s) governed by the Education Corporation **and** in which such entity, during the time of your tenure as a trustee, you and/or your immediate family member(s) or person(s) living in your house had a financial interest or other relationship. If you are a member, director, officer or employee of an organization formally partnered with the school(s) that is/are doing business with the school(s) through a management or services agreement, please identify only the name of the organization, your position in the organization, and the relationship between such organization and the school(s). If there was no financial interest, write **None**.

Organization conducting business with the school(s)	Nature of business conducted	Approximate value of the business conducted	Name of Trustee and/or immediate family member of household holding an interest in the organization conducting business with the school(s) and the nature of the interest	Steps Taken to Avoid Conflict of Interest
Please write "None" if applicable. Do not leave this space blank.				
NONE				

  
Signature

  
Date

Please note that this document is considered a public record and as such, may be made available to members of the public upon request under the Freedom of Information Law. Personal contact information provided below will be redacted.


Business Telephone:

Business Address:

E-mail Address:

Home Telephone:

Home Address:





<b>Disclosure of Financial Interest by a Current or Proposed Charter School Education Corporation Trustee</b>
---

**Trustee Name:**

CJ Kettler

---

**Name of Charter School Education Corporation (for an unmerged school, this is the Charter School Name):**

Democracy Prep

---

1. List all positions held on the education corporation board (e.g., president, treasurer, parent representative).

2. Is the trustee an employee of any school operated by the Education Corporation?  
\_\_\_\_ Yes \_\_\_\_<sup>x</sup> No

If **Yes**, for each school, please provide a description of the position(s) you hold, your responsibilities, your salary and your start date.

3. Is the trustee an employee or agent of the management company or institutional partner of the charter school(s) governed by the Education Corporation?  
\_\_\_\_ Yes \_\_\_\_<sup>x</sup> No

If **Yes**, for each school, please provide a description of the position(s) you hold, your responsibilities, your salary and your start date.

4. Identify each interest/transaction (and provide the requested information) that you or any of your immediate family members or any persons who live with you in your house have held or engaged in with the charter school(s) governed by the Education Corporation during the time you have served on the board, and in the six-month period prior to such service. If there has been no such financial interest or transaction, write **None**. Please note that if you answered **Yes** to Questions 2-4 above, you need not disclose again your employment status, salary, etc.

Date(s)	Nature of Financial Interest/Transaction	Steps taken to avoid a conflict of interest, (e.g., did not vote, did not participate in discussion)	Name of person holding interest or engaging in transaction and relationship to yourself

<p><i>Please write "None" if applicable. Do not leave this space blank.</i></p>			
---	--	--	--

5. Identify each individual, business, corporation, union association, firm, partnership, committee proprietorship, franchise holding company, joint stock company, business or real estate trust, non-profit organization, or other organization or group of people doing business with the school(s) governed by the Education Corporation **and** in which such entity, during the time of your tenure as a trustee, you and/or your immediate family member(s) or person(s) living in your house had a financial interest or other relationship. If you are a member, director, officer or employee of an organization formally partnered with the school(s) that is/are doing business with the school(s) through a management or services agreement, please identify only the name of the organization, your position in the organization, and the relationship between such organization and the school(s). If there was no financial interest, write **None**.

Organization conducting business with the school(s)	Nature of business conducted	Approximate value of the business conducted	Name of Trustee and/or immediate family member of household holding an interest in the organization conducting business with the school(s) and the nature of the interest	Steps Taken to Avoid Conflict of Interest
<p><i>Please write "None" if applicable. Do not leave this space blank.</i></p>				
NONE				

/CJ Kettler

July 14, 2017

Signature

Date

Please note that this document is considered a public record and as such, may be made available to members of the public upon request under the Freedom of Information Law. Personal contact information provided below will be redacted.

Business Telephone: \_\_\_\_\_

Business Address: \_\_\_\_\_

E-mail Address: \_\_\_\_\_

Home Telephone: \_\_\_\_\_

Home Address: \_\_\_\_\_



**Disclosure of Financial Interest by a Current or Proposed Charter School  
Education Corporation Trustee**

Trustee Name:

JOSHUA MORALES

Name of Charter School Education Corporation (for an unmerged school, this is the Charter School Name):

Democracy Prep CHARTER SCHOOL

1. List all positions held on the education corporation board (e.g., president, treasurer, parent representative).

Academic

2. Is the trustee an employee of any school operated by the Education Corporation?  
☐ Yes ☒ No

If **Yes**, for each school, please provide a description of the position(s) you hold, your responsibilities, your salary and your start date.

3. Is the trustee an employee or agent of the management company or institutional partner of the charter school(s) governed by the Education Corporation?  
☐ Yes ☒ No

If **Yes**, for each school, please provide a description of the position(s) you hold, your responsibilities, your salary and your start date.

4. Identify each interest/transaction (and provide the requested information) that you or any of your immediate family members or any persons who live with you in your house have held or engaged in with the charter school(s) governed by the Education Corporation during the time you have served on the board, and in the six-month period prior to such service. If there has been no such financial interest or transaction, write **None**. Please note that if you answered **Yes** to Questions 2-4 above, you need not disclose again your employment status, salary, etc.

Date(s)	Nature of Financial Interest/Transaction	Steps taken to avoid a conflict of interest, (e.g., did not vote, did not participate in discussion)	Name of person holding interest or engaging in transaction and relationship to yourself

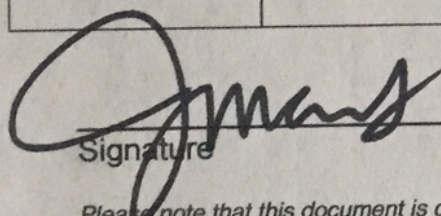
NONE



Please write "None" if applicable. Do not leave this space blank.	<b>NONE</b>
---	-------------

5. Identify each individual, business, corporation, union association, firm, partnership, committee proprietorship, franchise holding company, joint stock company, business or real estate trust, non-profit organization, or other organization or group of people doing business with the school(s) governed by the Education Corporation and in which such entity, during the time of your tenure as a trustee, you and/or your immediate family member(s) or person(s) living in your house had a financial interest or other relationship. If you are a member, director, officer or employee of an organization formally partnered with the school(s) that is/are doing business with the school(s) through a management or services agreement, please identify only the name of the organization, your position in the organization, and the relationship between such organization and the school(s). If there was no financial interest, write **None**.

Organization conducting business with the school(s)	Nature of business conducted	Approximate value of the business conducted	Name of Trustee and/or immediate family member of household holding an interest in the organization conducting business with the school(s) and the nature of the interest	Steps Taken to Avoid Conflict of Interest
Please write "None" if applicable. Do not leave this space blank.				
<b>NONE</b>				

  
Signature

7/1/17  
Date

Please note that this document is considered a public record and as such, may be made available to members of the public upon request under the Freedom of Information Law. Personal contact information provided below will be


Business Telephone:

Business Address:

E-mail Address: \_\_\_\_\_

Home Telephone: \_\_\_\_\_

Home Address: \_\_\_\_\_



<p align="center"><b>Disclosure of Financial Interest by a Current or Proposed Charter School Education Corporation Trustee</b></p>
---

Trustee Name:

ROBERT MONTI

Name of Charter School Education Corporation (for an unmerged school, this is the Charter School Name):

DEMOCRACY PREP CHARTER SCHOOL

1. List all positions held on the education corporation board (e.g., president, treasurer, parent representative).

2. Is the trustee an employee of any school operated by the Education Corporation?  
 \_\_\_ Yes \_\_\_ ☒ No

If **Yes**, for each school, please provide a description of the position(s) you hold, your responsibilities, your salary and your start date.

3. Is the trustee an employee or agent of the management company or institutional partner of the charter school(s) governed by the Education Corporation?  
 \_\_\_ Yes \_\_\_ ☒ No

If **Yes**, for each school, please provide a description of the position(s) you hold, your responsibilities, your salary and your start date.

4. Identify each interest/transaction (and provide the requested information) that you or any of your immediate family members or any persons who live with you in your house have held or engaged in with the charter school(s) governed by the Education Corporation during the time you have served on the board, and in the six-month period prior to such service. If there has been no such financial interest or transaction, write **None**. Please note that if you answered **Yes** to Questions 2-4 above, you need not disclose again your employment status, salary, etc.

Date(s)	Nature of Financial Interest/Transaction	Steps taken to avoid a conflict of interest, (e.g., did not vote, did not participate in discussion)	Name of person holding interest or engaging in transaction and relationship to yourself
NA	NA		

Please write "None" if applicable. Do not leave this space blank.			
None			

5. Identify each individual, business, corporation, union association, firm, partnership, committee proprietorship, franchise holding company, joint stock company, business or real estate trust, non-profit organization, or other organization or group of people doing business with the school(s) governed by the Education Corporation and in which such entity, during the time of your tenure as a trustee, you and/or your immediate family member(s) or person(s) living in your house had a financial interest or other relationship. If you are a member, director, officer or employee of an organization formally partnered with the school(s) that is/are doing business with the school(s) through a management or services agreement, please identify only the name of the organization, your position in the organization, and the relationship between such organization and the school(s). If there was no financial interest, write None.

Organization conducting business with the school(s)	Nature of business conducted	Approximate value of the business conducted	Name of Trustee and/or immediate family member of household holding an interest in the organization conducting business with the school(s) and the nature of the interest	Steps Taken to Avoid Conflict of Interest
Please write "None" if applicable. Do not leave this space blank.				
	None			

Signature [Signature] Date 6/22/17

Please note that this document is considered a public record and as such, may be made available to members of the public upon request under the Freedom of Information Law. Personal contact information provided below will be redacted.


Business Telephone: \_\_\_\_\_

Business Address: \_\_\_\_\_

E-mail Address: \_\_\_\_\_

Home Telephone: \_\_\_\_\_

Home Address: \_\_\_\_\_





<p align="center"><b>Disclosure of Financial Interest by a Current or Proposed Charter School Education Corporation Trustee</b></p>
---

Trustee Name:

Joshua Pristan

Name of Charter School Education Corporation (for an unmerged school, this is the Charter School Name):

Democracy Prep Charter School

1. List all positions held on the education corporation board (e.g., president, treasurer, parent representative).

Chairman

2. Is the trustee an employee of any school operated by the Education Corporation?  
☐ Yes ☒ No

If **Yes**, for each school, please provide a description of the position(s) you hold, your responsibilities, your salary and your start date.

3. Is the trustee an employee or agent of the management company or institutional partner of the charter school(s) governed by the Education Corporation?

☐ Yes ☒ No

If **Yes**, for each school, please provide a description of the position(s) you hold, your responsibilities, your salary and your start date.

4. Identify each interest/transaction (and provide the requested information) that you or any of your immediate family members or any persons who live with you in your house have held or engaged in with the charter school(s) governed by the Education Corporation during the time you have served on the board, and in the six-month period prior to such service. If there has been no such financial interest or transaction, write **None**. Please note that if you answered **Yes** to Questions 2-4 above, you need not disclose again your employment status, salary, etc.

Date(s)	Nature of Financial Interest/Transaction	Steps taken to avoid a conflict of interest, (e.g., did not vote, did not participate in discussion)	Name of person holding interest or engaging in transaction and relationship to yourself

<i>Please write "None" if applicable. Do not leave this space blank.</i> <b>None</b>			
---	--	--	--

5. Identify each individual, business, corporation, union association, firm, partnership, committee proprietorship, franchise holding company, joint stock company, business or real estate trust, non-profit organization, or other organization or group of people doing business with the school(s) governed by the Education Corporation and in which such entity, during the time of your tenure as a trustee, you and/or your immediate family member(s) or person(s) living in your house had a financial interest or other relationship. If you are a member, director, officer or employee of an organization formally partnered with the school(s) that is/are doing business with the school(s) through a management or services agreement, please identify only the name of the organization, your position in the organization, and the relationship between such organization and the school(s). If there was no financial interest, write **None**.

Organization conducting business with the school(s)	Nature of business conducted	Approximate value of the business conducted	Name of Trustee and/or immediate family member of household holding an interest in the organization conducting business with the school(s) and the nature of the interest	Steps Taken to Avoid Conflict of Interest
<i>Please write "None" if applicable. Do not leave this space blank.</i> <b>None</b>				

Signature

Date

*Please note that this document is considered a public record and as such, may be made available to members of the public upon request under the Freedom of Information Law. Personal contact information provided below will be redacted.*

Business Telephone

Business Address

E-mail Address

Home Telephone

Home Address



**Disclosure of Financial Interest by a Current or Proposed Charter School  
Education Corporation Trustee**

Trustee Name:

Don Rosenberg

Name of Charter School Education Corporation (for an unmerged school, this is the Charter School Name):

Democracy Prep Charter School

1. List all positions held on the education corporation board (e.g., president, treasurer, parent representative).

Board member

2. Is the trustee an employee of any school operated by the Education Corporation?  
     Yes   X   No

If **Yes**, for each school, please provide a description of the position(s) you hold, your responsibilities, your salary and your start date.

3. Is the trustee an employee or agent of the management company or institutional partner of the charter school(s) governed by the Education Corporation?

     Yes   X   No

If **Yes**, for each school, please provide a description of the position(s) you hold, your responsibilities, your salary and your start date.


4. Identify each interest/transaction (and provide the requested information) that you or any of your immediate family members or any persons who live with you in your house have held or engaged in with the charter school(s) governed by the Education Corporation during the time you have served on the board, and in the six-month period prior to such service. If there has been no such financial interest or transaction, write **None**. Please note that if you answered **Yes** to Questions 2-4 above, you need not disclose again your employment status, salary, etc.

Date(s)	Nature of Financial Interest/Transaction	Steps taken to avoid a conflict of interest, (e.g., did not vote, did not participate in discussion)	Name of person holding interest or engaging in transaction and relationship to yourself

Please write "None" if applicable. Do not leave this space blank. None	None	None	None
---	------	------	------

5. Identify each individual, business, corporation, union association, firm, partnership, committee proprietorship, franchise holding company, joint stock company, business or real estate trust, non-profit organization, or other organization or group of people doing business with the school(s) governed by the Education Corporation **and** in which such entity, during the time of your tenure as a trustee, you and/or your immediate family member(s) or person(s) living in your house had a financial interest or other relationship. If you are a member, director, officer or employee of an organization formally partnered with the school(s) that is/are doing business with the school(s) through a management or services agreement, please identify only the name of the organization, your position in the organization, and the relationship between such organization and the school(s). If there was no financial interest, write **None**.

Organization conducting business with the school(s)	Nature of business conducted	Approximate value of the business conducted	Name of Trustee and/or immediate family member of household holding an interest in the organization conducting business with the school(s) and the nature of the interest	Steps Taken to Avoid Conflict of Interest
Please write "None" if applicable. Do not leave this space blank.				
None	None	None	None	None

Signature 

Date 7/7/17

Please note that this document is considered a public record and as such, may be made available to members of the public upon request under the Freedom of Information Law. Personal contact information provided below will be redacted.


Business Telephone:

Business Address:

E-mail Address:

Home Telephone:

Home Address:



**Disclosure of Financial Interest by a Current or Proposed Charter School  
Education Corporation Trustee**

Trustee Name:

Kenneth J. Weiller

Name of Charter School Education Corporation (for an unmerged school, this is the Charter School Name):

Democracy Prep Charter School

1. List all positions held on the education corporation board (e.g., president, treasurer, parent representative). Treasurer

2. Is the trustee an employee of any school operated by the Education Corporation?  
☐ Yes ☒ No

If **Yes**, for each school, please provide a description of the position(s) you hold, your responsibilities, your salary and your start date.

3. Is the trustee an employee or agent of the management company or institutional partner of the charter school(s) governed by the Education Corporation?  
☐ Yes ☒ No

If **Yes**, for each school, please provide a description of the position(s) you hold, your responsibilities, your salary and your start date.

4. Identify each interest/transaction (and provide the requested information) that you or any of your immediate family members or any persons who live with you in your house have held or engaged in with the charter school(s) governed by the Education Corporation during the time you have served on the board, and in the six-month period prior to such service. If there has been no such financial interest or transaction, write **None**. Please note that if you answered **Yes** to Questions 2-4 above, you need not disclose again your employment status, salary, etc.

Date(s)	Nature of Financial Interest/Transaction	Steps taken to avoid a conflict of interest, (e.g., did not vote, did not participate in discussion)	Name of person holding interest or engaging in transaction and relationship to yourself

Please write "None" if applicable. Do not leave this space blank.			
None			

5. Identify each individual, business, corporation, union association, firm, partnership, committee proprietorship, franchise holding company, joint stock company, business or real estate trust, non-profit organization, or other organization or group of people doing business with the school(s) governed by the Education Corporation **and** in which such entity, during the time of your tenure as a trustee, you and/or your immediate family member(s) or person(s) living in your house had a financial interest or other relationship. If you are a member, director, officer or employee of an organization formally partnered with the school(s) that is/are doing business with the school(s) through a management or services agreement, please identify only the name of the organization, your position in the organization, and the relationship between such organization and the school(s). If there was no financial interest, write **None**.

Organization conducting business with the school(s)	Nature of business conducted	Approximate value of the business conducted	Name of Trustee and/or immediate family member of household holding an interest in the organization conducting business with the school(s) and the nature of the interest	Steps Taken to Avoid Conflict of Interest
Please write "None" if applicable. Do not leave this space blank.				
		NONE		

Signature

Date

Please note that this document is considered a public record and as such, may be made available to members of the public upon request under the Freedom of Information Law. Personal contact information provided below will be redacted.

Business Telep

Business Address

E-mail Address

Home Telephone

Home Address:

<p align="center"><b>Disclosure of Financial Interest by a Current or Proposed Charter School Education Corporation Trustee</b></p>
---

Trustee Name:

Gregory Weston

Name of Charter School Education Corporation (for an unmerged school, this is the Charter School Name):

Democracy Prep ~~New York~~ Charter School

- List all positions held on the education corporation board (e.g., president, treasurer, parent representative).
- Is the trustee an employee of any school operated by the Education Corporation?  
☐ Yes ☒ No

If **Yes**, for each school, please provide a description of the position(s) you hold, your responsibilities, your salary and your start date.

- Is the trustee an employee or agent of the management company or institutional partner of the charter school(s) governed by the Education Corporation?  
☐ Yes ☒ No

If **Yes**, for each school, please provide a description of the position(s) you hold, your responsibilities, your salary and your start date.

- Identify each interest/transaction (and provide the requested information) that you or any of your immediate family members or any persons who live with you in your house have held or engaged in with the charter school(s) governed by the Education Corporation during the time you have served on the board, and in the six-month period prior to such service. If there has been no such financial interest or transaction, write **None**. Please note that if you answered **Yes** to Questions 2-4 above, you need not disclose again your employment status, salary, etc.

Date(s)	Nature of Financial Interest/Transaction	Steps taken to avoid a conflict of interest, (e.g., did not vote, did not participate in discussion)	Name of person holding interest or engaging in transaction and relationship to yourself

None			
------	--	--	--

5. Identify each individual, business, corporation, union association, firm, partnership, committee proprietorship, franchise holding company, joint stock company, business or real estate trust, non-profit organization, or other organization or group of people doing business with the school(s) governed by the Education Corporation and in which such entity, during the time of your tenure as a trustee, you and/or your immediate family member(s) or person(s) living in your house had a financial interest or other relationship. If you are a member, director, officer or employee of an organization formally partnered with the school(s) that is/are doing business with the school(s) through a management or services agreement, please identify only the name of the organization, your position in the organization, and the relationship between such organization and the school(s). If there was no financial interest, write None.

Organization conducting business with the school(s)	Nature of business conducted	Approximate value of the business conducted	Name of Trustee and/or immediate family member of household holding an interest in the organization conducting business with the school(s) and the nature of the interest	Steps Taken to Avoid Conflict of Interest
None				

Signature

Date

Please note that this document is considered a public record and as such, may be made available to members of the public upon request under the Freedom of Information Law. Personal contact information provided below will be redacted.

Business Telephone

Business Address

E-mail Address:

Home Telephone

Home Address:

**Disclosure of Financial Interest by a Current or Proposed Charter School  
Education Corporation Trustee**

Trustee Name:

Alastair Wood

Name of Charter School Education Corporation (for an unmerged school, this is the Charter School Name):

DPCS

1. List all positions held on the education corporation board (e.g., president, treasurer, parent representative).

VICE CHAIR

2. Is the trustee an employee of any school operated by the Education Corporation?  
     Yes   X   No

If **Yes**, for each school, please provide a description of the position(s) you hold, your responsibilities, your salary and your start date.

3. Is the trustee an employee or agent of the management company or institutional partner of the charter school(s) governed by the Education Corporation?

     Yes   X   No

If **Yes**, for each school, please provide a description of the position(s) you hold, your responsibilities, your salary and your start date.

4. Identify each interest/transaction (and provide the requested information) that you or any of your immediate family members or any persons who live with you in your house have held or engaged in with the charter school(s) governed by the Education Corporation during the time you have served on the board, and in the six-month period prior to such service. If there has been no such financial interest or transaction, write **None**. Please note that if you answered **Yes** to Questions 2-4 above, you need not disclose again your employment status, salary, etc.

Date(s)	Nature of Financial Interest/Transaction	Steps taken to avoid a conflict of interest, (e.g., did not vote, did not participate in discussion)	Name of person holding interest or engaging in transaction and relationship to yourself

*Please write "None" if applicable. Do not leave this space blank.*

5. Identify each individual, business, corporation, union association, firm, partnership, committee proprietorship, franchise holding company, joint stock company, business or real estate trust, non-profit organization, or other organization or group of people doing business with the school(s) governed by the Education Corporation and in which such entity, during the time of your tenure as a trustee, you and/or your immediate family member(s) or person(s) living in your house had a financial interest or other relationship. If you are a member, director, officer or employee of an organization formally partnered with the school(s) that is/are doing business with the school(s) through a management or services agreement, please identify only the name of the organization, your position in the organization, and the relationship between such organization and the school(s). If there was no financial interest, write **None**.

Organization conducting business with the school(s)	Nature of business conducted	Approximate value of the business conducted	Name of Trustee and/or immediate family member of household holding an interest in the organization conducting business with the school(s) and the nature of the interest	Steps Taken to Avoid Conflict of Interest
<i>Please write "None" if applicable. Do not leave this space blank.</i>				
NONE				

Signature

Date

*Please note that this document is considered a public record and as such, may be made available to members of the public upon request under the Freedom of Information Law. Personal contact information provided below will be redacted.*

Business Telephone

Business Address

E-mail Address:

Home Telephone

Home Address:





# Entry 9 BOT Table

Created: 06/22/2017 • Last updated: 08/01/2017

(tab across or use scroll bar at bottom of table)

## 1. Current Board Member Information

	Trustee Name	Email Addresses	Position on the Board	Committee Affiliations	Voting Member Per By-Laws? (Y/N)	Area of Expertise, and/or Additional Role at School (parent, staff member, etc.)	Number of Terms Served and Length of Each (Include election date and term expiration)	Number of Board Mtgs Attended during 2016-17?
1	CJ Kettler		Trustee/Member	Academic	Yes	Media, Finance	2 terms; 2013-2015, 2015-2017	5 or less
2	Joshua Morales		Trustee/Member	Academic	Yes	Entrepreneurship	3 terms; 2012-2014, 2014-2016, 2016-2017	5 or less
3	Dr. Robert North		Trustee/Member	Academic	Yes	Health, Youth Programs	6 terms; 2006-2008; 2008-2010; 2010-2012; 2012-2014; 2014-	8

							2016; 2016- 2017	
4	Josh Pristaw		Chair/ Board Preside nt		Yes	Real Estate, Financ e	3 terms: 2011- 2013, 2013- 2015, 2015- 2017	8
5	Dan Rosen berg		Truste e/Mem ber	Develo pment, Financ e	Yes	Busine ss	3 terms: 2012- 2014, 2014- 2016, 2016- 2017	6
6	Lee Dunst		Truste e/Mem ber	Govern ance, Acade mic	Yes	Legal	3 terms; 2011- 2013; 2013- 2015; 2015- 2017	6
7	Gregor y Westo n		Secret ary	Financ e, Family & Comm unity	Yes	Legal	6 terms: 2006- 2008, 2008- 2010, 2010- 2012, 2012- 2014, 2014- 2016, 2016- 2017	5 or less
8	Ken Weiller		Treasu rer	Develo pment, Financ e	Yes	Financ e	3 terms: 2011- 2013, 2013- 2015, 2015- 2017	7

9	Alastair Wood		Vice Chair/ Vice President	Governance, Finance	Yes	Finance	2 terms: 2013-2015, 2015-2017	8
10	Linda Bell		Trustee/Member		Yes	Economics, Research	1 term: 2015-2017	6
11								
12								
13								
14								
15								
16								
17								
18								
19								
20								

**2. Total Number of Members on June 30, 2016** 9

**3. Total Number of Members Joining the Board 2016-17 School Year** 1

**4. Total Number of Members Departing the Board during the 2016-17 School Year** 2

**5. Number of Voting Members 2016-17, as set by the by-laws, resolution or minutes** 10

**6. Number of Board Meetings** 8  
**Conducted in the 2016-17 School  
Year**

**7. Number of Board Meetings** 11  
**Scheduled for the [2017-18](#)  
School Year**

**Thank you.**



# Entry 10 - Board Meeting Minutes

Last updated: 07/21/2017

---

## [Instructions for submitting minutes of the BOT monthly meetings](#)

Regents, NYCDOE, and Buffalo BOE authorized schools must either provide a link to a complete set of minutes that are posted on the charter school website, or upload a complete set of board meeting minutes from July 2016--June 2017.

**A. Provide a URL link to the Monthly Board Meeting Minutes** [http://democracyprep.org/assets/uploads/downloads/DPCS\\_Minutes\\_16-17.pdf](http://democracyprep.org/assets/uploads/downloads/DPCS_Minutes_16-17.pdf)  
**which are posted on the School's web page.**

**OR**

**B. Upload All Monthly Board Meeting Minutes**

Combine into one .PDF file

(No response)



# Entry 11 Enrollment and Retention of Special Populations

Created: 06/23/2017 • Last updated: 08/01/2017

## Instructions for Reporting Enrollment and Retention Strategies

Describe the efforts the charter school has made in 2016-2017 toward meeting targets to attract and retain enrollment of students with disabilities, English language learners, and students who are economically disadvantaged. In addition, describe the school's plans for meeting or making progress toward meeting its enrollment and retention targets in 2017-2018.

## Recruitment/Attraction Efforts Toward Meeting Targets

	Describe Efforts Toward Meeting Recruitment Targets 2016-17)	Describe Plans Toward Meeting Recruitment Targets 2017-18)
Economically Disadvantaged	<p>Democracy Prep Charter School is open to any child who is eligible under the laws of the State of New York for admission to a public school, and the school ensures compliance with all applicable anti-discrimination laws governing public schools, including Title VI of the Civil Rights Act and § 2854(2) of the New York Education Law, governing admission to a charter school. DPCS uses various outreach efforts to attract and retain students who are at risk of academic failure and will continue to adopt and implement new measures designed to sustain its comparatively large proportion of such students in 2016- 17 and beyond. Specifically, we contact guidance counselors in elementary, middle and high schools in Community School District 5 in order to identify high-needs students who could naturally feed into Democracy Prep Charter School. Because a reliance on data pervades all aspects of Democracy Prep's no excuses culture, we also depend on analytical tools to inform recruitment decisions. With support from network resources, our school is informed on neighborhood demographic trends, application to acceptance conversion rates, and previous year's retention rates. This equips canvassers with more targeted walk-lists and recruitment strategies.</p>	<p>Moving forward, Democracy Prep Charter School will continue to advertise open registration in January each year. Interested families will meet with staff and review the expectations of the school. Canvassing staff will visit, with permission, local elementary schools, after-school programs, and youth centers, organize numerous open houses, attend school enrollment fairs, canvass neighborhoods door-to-door to further reach interested families, mail applications to every eligible family in Harlem, and post flyers and notices in local newspapers, supermarkets and community centers.</p>

English Language Learners	DPCS contacts ELL instructors, and guidance counselors in the elementary, middle and high schools in Community School District 5 in order to identify high-needs students who could naturally feed into Democracy Prep Charter School. The school directly mails applications to all students in Upper Manhattan and the Bronx and canvasses each housing development in Upper Manhattan in order to drop off enrollment applications at each door irrespective of whether a school-aged student resides in that apartment. Native Spanish speakers, and in some cases French speakers, accompany canvassing efforts to ensure that Spanish and Francophone families are not precluded from applying. Most printed material also includes a Spanish version.	DPCS will provide translation services, if necessary, for all promotional materials (e.g. billboards, public transportation advertisements, and canvassing fliers) and any person-to-person interaction requiring an English translation. The school will continue to directly mail applications to all students in Upper Manhattan and the Bronx and canvass each housing development in Upper Manhattan in order to drop off enrollment applications at each door, particularly in areas where a language other than English is primarily spoken.
Students with Disabilities	DPCS contacts special education instructors and guidance counselors in elementary, middle and high schools in Community School District 5 in order to identify high-needs students who could naturally feed into Democracy Prep Charter School. DPCS does not collect SPED or ELL data during the application phase. Instead, authentic community engagement works in tandem with data metrics to form the crux of DPCS's enrollment efforts. Through programming such as DP Hearts Harlem and summer family ice cream socials, our school is able to establish a footprint in the community we serve and develop meaningful relationships with families by providing opportunities for them to meet principals and staff members in person to discuss DPCS's special education services.	DPCS strongly encourages a diverse community of students and families and does not discriminate against or limit the admission of any student on any unlawful basis including on the basis of disability or intellectual ability. DPCS will continue to contact special education instructors and guidance counselors in elementary, middle and high schools in Community School District 5 in order to identify high-needs students who could naturally feed into Democracy Prep Charter School. DPCS was founded with the intent of recruiting and serving an equal or higher proportion of students with disabilities than the surrounding district and will make a specific effort to recruit into the lottery applicant pool approximately 20% of students who have disabilities.

## Retention Efforts Toward Meeting Targets

	Describe Efforts Toward Meeting Retention Targets 2016-17)	Describe Plans Toward Meeting Retention Targets 2017-18)
Econom	Learning support for DPCS scholars comes through multiple means, including: clear, engaging, high-quality lessons in the classroom with low student-to-teacher ratios; increased learning time relative to schools in the surrounding district; pull-out and push-in instruction by DPCS' Academic Collaboration Team (ACT) members and related services	DPCS' instructional model will continue to incorporate supports for all students struggling academically. All students falling substantially below grade level in reading and math — regardless of classification — will receive increased attention through small-group instruction, individual tutoring, and

ically Disadvantaged	such as counseling, speech, and occupational and physical therapy for student who require it; and mandatory after-school and Saturday program tutoring for students who require additional individual and small-group attention, as determined by assessment data regardless of Special Education or English Language Learner classification.	other intensive academic supports designed to accelerate their academic growth. DPCS also will provide appropriate accommodations to all students progressing through the initial evaluation process prior to confirmation that the student is disabled and eligible for special education and related services.
English Language Learners	During the school year, the Academic Collaboration Team (or ACT Team), teachers, and leadership actively review the progress of ELL students to ensure scholars are supported to meet their goals. Teachers meet with scholars' families at the mid- and end-points of each trimester to monitor the progress towards their language development goals alongside the overarching promotional criteria. At the middle school level, this criteria includes reading level, math proficiency, number of classes passed, and attendance rates; at the high school, this criteria includes major courses being passed, cumulative GPA, SAT scores, and attendance rates.	Armed with an awareness of students' individualized learning plans, the ACT team, teachers, and leadership will work with scholars and families to ensure they are aware of both their individual development and progress towards promotion. The LAB-R test will be used to identify students who are entitled to our Structured English Immersion program for English Language Learners.
Students with Disabilities	During the school year, the Academic Collaboration Team (or ACT Team), teachers, and leadership actively review the progress of IEP students to ensure scholars are supported to meet their goals. Outside of IEP evaluations, teachers meet with scholars' families at the mid- and end-points of each trimester to monitor the progress towards their IEP goals alongside the overarching promotional criteria. At the middle school level, this criteria includes reading level, math proficiency, number of classes passed, and attendance rates; at the high school, this criteria includes major courses being passed, cumulative GPA, SAT scores, and attendance rates.	Armed with an awareness of students' individualized learning plans, the ACT team, teachers, and leadership will work with scholars and families to ensure they are aware of both their individual development and progress towards promotion. The upfront and transparent communication will allow for a richer academic dialogue around growth to better support the retention of our highest need students.





# Entry 12 Classroom Teacher and Administrator Attrition

Created: 06/21/2017 • Last updated: 08/01/2017

Report changes in teacher and administrator staffing.

## Instructions for completing the Classroom Teacher and Administrator Attrition Tables

Charter schools must complete the two tables named 2016-2017 Classroom Teacher and Administrator Attrition to report changes in teacher and administrator staffing in 2016-2017. Please provide the full time equivalent (FTE) of staff on June 30, 2016; the FTE for any departed staff from July 1, 2016 through June 30, 2017; the FTE for added staff from July 1, 2016 through June 30, 2017; and the FTE of staff added in newly created positions from July 1, 2016 through June 30, 2017 using the two tables provided.

### Classroom Teacher Attrition Table

	FTE Classroom Teachers on June 30, 2016	FTE Classroom Teachers Departed 7/1/16 - 6/30/17	FTE Classroom Teachers Filling Vacant Positions 7/1/16 - 6/30/17	FTE Classroom Teachers Added in New Positions 7/1/16 - 6/30/17	FTE of Classroom Teachers on June 30, 2017
	65	28	25	0	62

### Administrator Position Attrition Table

	FTE Administrative Positions on June 30, 2016	FTE Administrators Departed 7/1/16 - 6/30/17	FTE Administrators Filling Vacant Positions 7/1/16 - 6/30/17	FTE Administrators Added in New Positions 7/1/16 - 6/30/17	FTE Administrative Positions on June 30, 2017
	5	2	1	0	4

Thank you



# Entry 13 Uncertified Teachers

Created: 07/28/2017 • Last updated: 08/01/2017

**FTE Count of All Teachers** 60  
**(Certified and Uncertified) as of**  
**June 30, 2017**

**FTE Count of All Certified** 29  
**Teachers as of June 30, 2017**

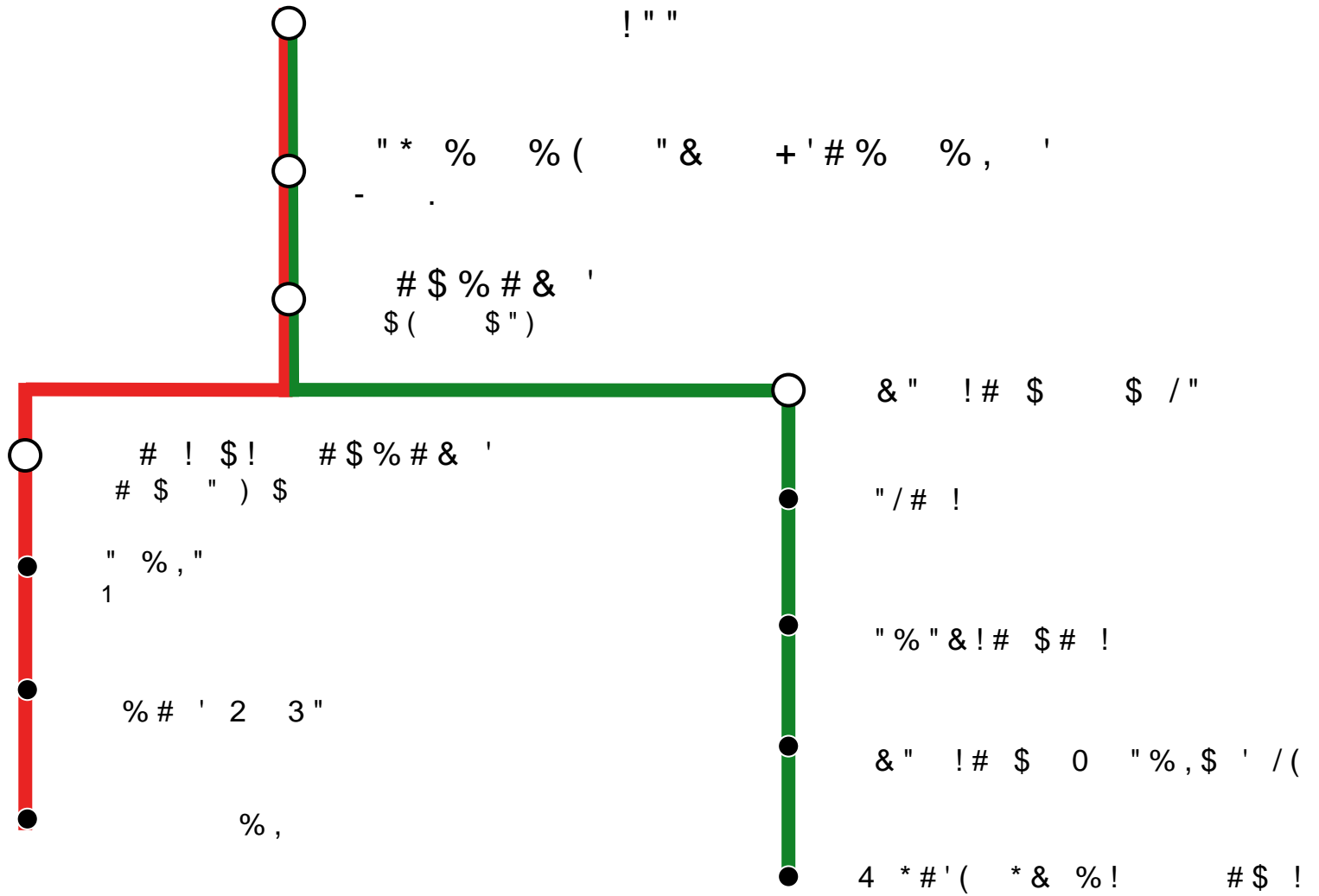
## Instructions for Reporting Percent of Uncertified Teachers

The table below is reflective of the information collected through the online portal for compliance with New York State Education Law 2854(3)(a-1) for teaching staff qualifications. Enter the relevant full time equivalent (FTE) count of teachers in each column. For example, a school with 20 full time teachers and 5 half time teachers would have an FTE count of 22.5. If more than one column applies to a particular teacher, please select one column for the FTE count. Please do not include paraprofessionals, such as teacher assistants.

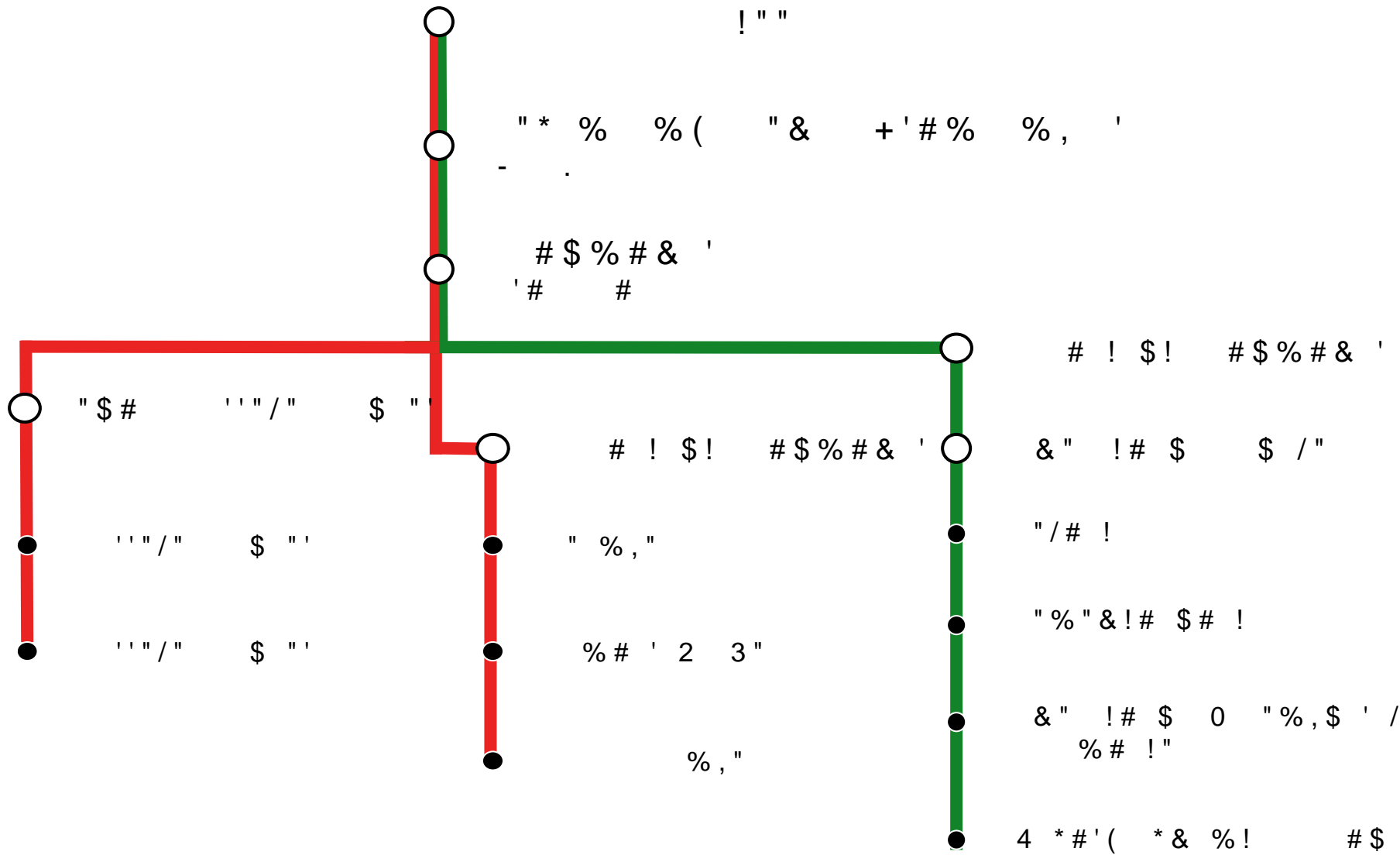
**FTE count of uncertified teachers on June 30, 2017, and each uncertified teacher should be counted only once.**

1. Total FTE count of uncertified teachers (6-30-17)	31
2. FTE count of uncertified teachers with at least three years of elementary, middle or secondary classroom teaching experience (6-30-17)	21
3. FTE count of uncertified teachers who are tenured or tenure track college faculty (6-30-17)	0
4. FTE count of uncertified teachers with two years of Teach for America experience (6-30-17)	1
5. FTE count of uncertified teachers with exceptional business, professional, artistic, athletic, or military experience (6-30-17)	0
6. FTE count of uncertified teachers who do not fit into any of the prior four categories (6-30-17)	9

**Thank you.**



5 6



# 2017-2018 ACADEMIC YEAR

The calendar below highlights certain events that are relevant to all DPPS schools located in NY. These dates are subject to change.

For the most up-to-date details about the events here, see the *NY Regional Calendar* located on Google Calendar.



**DEMOCRACY PREP  
PUBLIC SCHOOLS**

Work Hard. Go to College. Change the World!

## 2017

Event	Date
Independence Day	7/4
Leader PD	7/5 - 7/7
Operations PD	7/10 - 7/14
NY Summer Academy	7/5 - 7/28
Summer PD	8/7 - 9/1
HS Network PD	8/16
MS Network PD	8/17
Arts PD, Lincoln Center	8/17
Civic Coordinator Training	8/22
Labor Day- No School	9/4
First Day of School	9/5
Fall MAP Window	9/18 - 9/29
MS Network PD	9/29
Doctor Day	10/6
Columbus Day- No School	10/9
Civics Coordinator PD	10/13
Arts PD, Lincoln Center	10/13
DP-YOU!	10/20 - 10/21
Halloween- 1pm Dismissal	10/31
MS Network PD	11/3
Election Day	11/7
Veteran's Day- No School	11/10
Thanksgiving Break	11/22 - 11/24
Staff PD Day (No Scholars)	12/8
T2 Begins	12/11
T1 Gradebooks Locked	12/12
MS Network PD	12/15
Arts PD, Lincoln Center	12/15
PT Conferences	12/18 - 12/21
Winter Break: NY	12/22 - 12/29

## 2018

Event	Date
Full Staff PD Day: NY	1/2
Scholars Return	1/3
MS Network PD	1/5 - 1/6
Civics Coordinator PD	1/11
Arts PD, Lincoln Center	1/12
MLK Day- No School	1/15
International Trip PD	1/19
Winter MAP Window	1/22 - 2/2
Network Town Hall	2/9
February Break	2/16 - 2/23
Civics Coordinator PD	3/1
Staff PD Day (No Scholars)	3/16
T3 Begins	3/19
T2 Gradebooks Locked	3/20
MS Network PD & Arts PD	3/23
PT Conferences	3/26 - 3/29
Spring Recess	4/2 - 4/6
NYS ELA Exams	4/10 - 4/13
Arts PD, Lincoln Center	4/20
NYS Math Exams	5/3 - 5/8
NYSESLAT Window	5/14 - 5/18
Week of Service	5/14 - 5/18
NYS Science Exams	5/23, 6/4
Memorial Day- No School	5/28
Spring MAP Window	5/29 - 6/8
Regents Scoring Day	6/22
T3 Gradebooks Locked	6/22
HS Graduation Day	6/25
Last Day of School	6/26
Last Day for All NY Staff	6/27

Professional Development

Civic Events

Days Off

Trimester Markers

## JULY

S	M	T	W	T	F	S
						1
2	3	4	5	6	7	8
9	10	11	12	13	14	15
16	17	18	19	20	21	22
23	24	25	26	27	28	29
30	31					

## OCTOBER

S	M	T	W	T	F	S
1	2	3	4	5	6	7
8	9	10	11	12	13	14
15	16	17	18	19	20	21
22	23	24	25	26	27	28
29	30	31				

## JANUARY

S	M	T	W	T	F	S
	1	2	3	4	5	6
7	8	9	10	11	12	13
14	15	16	17	18	19	20
21	22	23	24	25	26	27
28	29	30	31			

## APRIL

S	M	T	W	T	F	S
1	2	3	4	5	6	7
8	9	10	11	12	13	14
15	16	17	18	19	20	21
22	23	24	25	26	27	28
29	30					

## AUGUST

S	M	T	W	T	F	S
		1	2	3	4	5
6	7	8	9	10	11	12
13	14	15	16	17	18	19
20	21	22	23	24	25	26
27	28	29	30	31		

## NOVEMBER

S	M	T	W	T	F	S
			1	2	3	4
5	6	7	8	9	10	11
12	13	14	15	16	17	18
19	20	21	22	23	24	25
26	27	28	29	30		

## FEBRUARY

S	M	T	W	T	F	S
				1	2	3
4	5	6	7	8	9	10
11	12	13	14	15	16	17
18	19	20	21	22	23	24
25	26	27	28			

## MAY

S	M	T	W	T	F	S
		1	2	3	4	5
6	7	8	9	10	11	12
13	14	15	16	17	18	19
20	21	22	23	24	25	26
27	28	29	30	31		

## SEPTEMBER

S	M	T	W	T	F	S
					1	2
3	4	5	6	7	8	9
10	11	12	13	14	15	16
17	18	19	20	21	22	23
24	25	26	27	28	29	30

## DECEMBER

S	M	T	W	T	F	S
					1	2
3	4	5	6	7	8	9
10	11	12	13	14	15	16
17	18	19	20	21	22	23
24	25	26	27	28	29	30
31						

## MARCH

S	M	T	W	T	F	S
				1	2	3
4	5	6	7	8	9	10
11	12	13	14	15	16	17
18	19	20	21	22	23	24
25	26	27	28	29	30	31

## JUNE

S	M	T	W	T	F	S
					1	2
3	4	5	6	7	8	9
10	11	12	13	14	15	16
17	18	19	20	21	22	23
24	25	26	27	28	29	30