



Entry 1 School Information and Cover Page

Created: 06/28/2018 • Last updated: 08/02/2018

Please be advised that you will need to complete this cover page (including signatures) before all of the other tasks assigned to you by your authorizer are visible on your task page. While completing this task, please ensure that you select the correct authorizer **(as of June 30, 2018)** or you may not be assigned the correct tasks.

a. SCHOOL NAME EXPLORE CS (SUNY TRUSTEES)

(Select name from the drop down menu)

b. CHARTER AUTHORIZER (As of June 30th, 2018) SUNY-Authorized Charter School

(For technical reasons, please re-select authorizer name from the drop down menu).

c. DISTRICT / CSD OF LOCATION NYC CSD 17

d1. SCHOOL INFORMATION

	PRIMARY ADDRESS	PHONE NUMBER	FAX NUMBER	EMAIL ADDRESS
	655 Parkside Ave Brooklyn, N 11226			

d2. PHONE CONTACT NUMBER FOR AFTER HOURS EMERGENCIES

Contact Name	Jessica Baer
Title	Upper School Director of Operations
Emergency Phone Number (###-###-####)	

e. SCHOOL WEB ADDRESS (URL) <http://exploreschools.org/>

f. DATE OF INITIAL CHARTER 06/2001

g. DATE FIRST OPENED FOR INSTRUCTION 09/2002

i. TOTAL ENROLLMENT ON JUNE 30, 2018 535


j. GRADES SERVED IN SCHOOL YEAR 2017-18

Check all that apply

Grades Served	K, 1, 2, 3, 4, 5, 6, 7, 8
---------------	---------------------------

k1. DOES THE SCHOOL CONTRACT WITH A CHARTER OR EDUCATIONAL MANAGEMENT ORGANIZATION? Yes

k2. NAME OF CMO/EMO AND ADDRESS

NAME OF CMO/EMO	Explore Schools Inc.
PHYSICAL STREET ADDRESS	
CITY	
STATE	
ZIP CODE	
EMAIL ADDRESS	

l1. FACILITIES

Does the school maintain or operate multiple sites?

	No, just one site.
--	--------------------

12. SCHOOL SITES

Please list the sites where the school will operate for the upcoming school year.

	Physical Address	Phone Number	District/CSD	Grades Served at Site (K-5, 6-9, etc.)	Receives Rental Assistance	Rental Assistance for Which Grades (write N/A if applicable)
Site 1 (same as primary site)	655 Parkside Ave Brooklyn, NY 11226		NYC CSD 17	K-8	N/A	NA
Site 2						
Site 3						

12a. Please provide the contact information for Site 1.

	Name	Work Phone	Alternate Phone	Email Address
School Leader	Ola Duru			
Operational Leader	Joana Ngo			
Compliance Contact	Joana Ngo			
Complaint Contact	Ola Duru			
DASA Coordinator	Joana Ngo			

m1. Are any sites in co-located space? If yes, please proceed to the next question.

Yes

m2. Please list the terms of your current co-location.

	Date school will leave current co-location	Is school working with NYCDOE to expand into current space?	If so, list year expansion will occur.	Is school working with NYCDOE to move to separate space?	If so, list the proposed space and year planned for move	School at Full Capacity at Site
Site 1 (primary site)		No		No		Yes
Site 2						
Site 3						

n1. Were there any revisions to the school’s charter during the 2017-18 school year? (Please include approved or pending material and non-material charter revisions).

No

o. Name and Position of Individual(s) Who Completed this Annual Report.

Rachel Wiley (Operations and Reporting Manager)

p. Our signatures (Head of School and Board President) below attest that all of the information contained herein is truthful and accurate and that this charter school is in compliance with all aspects of its charter, and with all pertinent Federal, State, and local laws, regulations, and rules. We understand that if any information in any part of this report is found to have been deliberately misrepresented, that will constitute grounds for the revocation of our charter. Check **YES if you agree and then use the mouse on your PC or the stylist on your mobile device to sign your name).**

Yes

Signature, Head of Charter School

A large, stylized handwritten signature in black ink, featuring a prominent initial 'S' followed by several loops and a long horizontal stroke at the end.

Signature, President of the Board of Trustees

Three distinct handwritten signatures in black ink, arranged horizontally. The first is a stylized 'H', the second is a stylized 'M', and the third is a stylized 'I'.

Date

2018/08/01

Thank you.



Entry 2 NYS School Report Card Link

Last updated: 07/24/2018

EXPLORE CS (SUNY TRUSTEES)

1. CHARTER AUTHORIZER (As of June 30th, 2018)

SUNY-Authorized Charter School

(For technical reasons, please re-select authorizer name from the drop down menu).

2. NEW YORK STATE REPORT CARD

Provide a direct URL or web link to the most recent New York State School Report Card for the charter school (See <https://reportcards.nysed.gov/>).

(Charter schools completing year one will not yet have a School Report Card or link to one. Please type "URL is not available" in the space provided).

<https://data.nysed.gov/reportcard.php?instid=800000048424&year=2017&createreport=1&allchecked=1&enrollment=1&freelunch=1&attendance=1&suspensions=1&teacherqual=1&teacherturnover=1&staffcounts=1&38ELA=1&38MATH=1&48SCI=1&naep=1®ents=1&nyseslat=1&elemELA=1&elemMATH=1&elemSci=1&unweighted=1>



Entry 4 Expenditures per Child

Created: 06/28/2018 • Last updated: 07/29/2018

EXPLORE CS (SUNY TRUSTEES)Section Heading

Financial Information

This information is required of ALL charter schools. Provide the following measures of fiscal performance of the charter school in Appendix B (Total Expenditures and Administrative Expenditures Per Child):

1. Total Expenditures Per Child

To calculate **'Total Expenditures per Child'** take total expenditures (from the unaudited 2017-18 Schedule of Functional Expenses) and divide by the year end FTE student enrollment. (Integers Only. No dollar signs or commas).

Note: *The information on the Schedule of Functional Expenses on pages 41-43 of the Audit Guide can help schools locate the amounts to use in the two per pupil calculations:* <http://www.p12.nysed.gov/psc/AuditGuide.html>

Line 1: Total Expenditures	8761956
Line 2: Year End FTE student enrollment	530
Line 3: Divide Line 1 by Line 2	16531

2. Administrative Expenditures per Child

To calculate **'Administrative Expenditures per Child'** To calculate "Administrative Expenditures per Child" first *add* together the following:

1. Take the relevant portion from the 'personnel services cost' row and the 'management and general' column (from the unaudited 2017-18 Schedule of Functional Expenses)
2. Any contracted administrative/management fee paid to other organizations or corporations
3. Take the total from above and divide it by the year-end FTE enrollment. The relevant portion that must be included in this calculation is defined as follows:

Administrative Expenditures: Administration and management of the charter school includes the activities and personnel of the offices of the chief school officer, the finance or business offices, school operations personnel, data management and reporting, human resources, technology, etc. It also includes those administrative and management services provided by other organizations or corporations on behalf of the charter school for which the charter school pays a fee or other compensation. Do not include the FTE of personnel whose role is to directly support the instructional program.

Notes:

The information on the Schedule of Functional Expenses on pages 41-43 of the Audit Guide can help schools locate the amounts to use in the two per pupil calculations:

<http://www.p12.nysed.gov/psc/AuditGuide.html>.

Employee benefit costs or expenditures should not be reported in the above calculations.

Line 1: Relevant Personnel Services Cost (Row)	5184066
Line 2: Management and General Cost (Column)	1392582
Line 3: Sum of Line 1 and Line 2	6576648
Line 5: Divide Line 3 by the Year End FTE student enrollment	12408

Thank you.



GENERAL INSTRUCTIONS FOR ANNUAL BUDGET/QUARTERLY REPORT

TEMPLATE TABS

1- GRAY tab contains the Instructions

Instructions

Provides description of tabs and input requirements.

Funding by District

Charter School Tuition Rates

2- BLUE tabs require input of information

1.) Name of School

>Select school name from list.>Enter contact information.

2.) Enrollment

Enter enrollment information for Annual Budget (& Revisions) and Quarterly Actuals.

3.) Staffing Plan

Enter staffing plan information for Annual Budget (& Revisions) and Quarterly Actuals.

4.) Yearly Budget

Enter Yearly Budget information. Includes:>"Prior Year" column may be completed by

5.) Balance Sheet

Enter Balance Sheet information for EdCorps. Separate schools merged into a primary

- 6.) Quarterly Report
- 7.) Annual Report Requirement

Enter Actual Quarterly Report information . Includes:>Actual Enrollment data and Pe
Complete when submitting Actual Quarter 4.

CELL COLORS & GUIDANCE COMMENTS

- = Enter information into the light BLUE shaded cells.
- = Cells labeled in ORANGE containe guidance regarding the input of information.
- = Cells containing RED triangles in the upper right corner contain "guidance comments" on that particular line item. Please "mouse-
Ver

Charter Funding Alphabetical By NYS School District

* (Sum of Charter School Basic Tuition and Supplemental Basic Tuition)



ANNUAL BUDGET & QUARTERLY REPORT TEMPLATE

Explore Charter School

SCHOOL

Name:

Explore Charter School

CONTACT INFORMATION

Contact Name:


Ashley Dickens

Contact Title:

Managing Director of Finance

Contact Email:

Contact Phone:



REPORT PERIOD

Current Academic Year:

2018-19

Prior Academic Year:

2017-18

EXPLORE CHARTER SCHOOL

2018-19

ENROLLMENT BY GRADES

GRADES	K	1	2	3	4	5	6	7
INITIAL BUDGETED ENROLLMENT	62	62	60	60	60	60	57	57
TOTAL ENROLLMENT = 535								

ENROLLMENT BY DISTRICT
 Funding by District

	PRIOR YEAR ACTUAL	ANNUAL BUDGET TOTAL DISTRICTS/ENROLLMENT BY QUARTER							
		QUARTER 1		QUARTER 2		QUARTER 3		QUARTER 4	
		Original	Revised	Original	Revised	Original	Revised	Original	
NUMBER OF SCHOOL DISTRICTS ENROLLED:	1	1	0	1	0	1	0	1	
NUMBER OF STUDENTS ENROLLED:	529	530	0	530	0	530	0	530	

***NOTE:** If there are NO budget revisions at the time of quarterly submittal leave the 'REVISED' (

PRIOR YEAR 2017-18	ANNUAL BUDGET ENROLLMENT BY QUARTER							
	QUARTER 1		QUARTER 2		QUARTER 3		QUARTER 4	
Actual Enrollment	Original Budget	Revised Bud	Original Budget	Revised Bud	Original Budget	Revised Bud	Original Budget	
529	530		530		530		530	

PRIMARY/OTHER	DISTRICT NAME(S)
PRIMARY District	NYC CHANCELLOR'S OFFICE
SECONDARY District	(Select from drop-down list) →
Other District 3	(Select from drop-down list) →
Other District 4	(Select from drop-down list) →
Other District 5	(Select from drop-down list) →
Other District 6	(Select from drop-down list) →
Other District 7	(Select from drop-down list) →
Other District 8	(Select from drop-down list) →
Other District 9	(Select from drop-down list) →
Other District 10	(Select from drop-down list) →
Other District 11	(Select from drop-down list) →
Other District 12	(Select from drop-down list) →
Other District 13	(Select from drop-down list) →
Other District 14	(Select from drop-down list) →
Other District 15	(Select from drop-down list) →
Other District 16	(Select from drop-down list) →
Other District 17	(Select from drop-down list) →
Other District 18	(Select from drop-down list) →
Other District 19	(Select from drop-down list) →
Other District 20	(Select from drop-down list) →
Other District 21	(Select from drop-down list) →
Other District 22	(Select from drop-down list) →
Other District 23	(Select from drop-down list) →
Other District 24	(Select from drop-down list) →
Other District 25	(Select from drop-down list) →
Other District 26	(Select from drop-down list) →

PRIMARY/OTHER	DISTRICT NAME(S)	Actual Enrollment	Original Budget	Revised Bud	Original Budget	Revised Bud	Original Budget	Revised Bud	Original Budget
Other District 27	(Select from drop-down list) →								
Other District 28	(Select from drop-down list) →								
Other District 29	(Select from drop-down list) →								
Other District 30	(Select from drop-down list) →								
Other District 31	(Select from drop-down list) →								
Other District 32	(Select from drop-down list) →								
Other District 33	(Select from drop-down list) →								
Other District 34	(Select from drop-down list) →								
Other District 35	(Select from drop-down list) →								
Other District 36	(Select from drop-down list) →								
Other District 37	(Select from drop-down list) →								
Other District 38	(Select from drop-down list) →								
Other District 39	(Select from drop-down list) →								
Other District 40	(Select from drop-down list) →								
Other District 41	(Select from drop-down list) →								
Other District 42	(Select from drop-down list) →								
Other District 43	(Select from drop-down list) →								
Other District 44	(Select from drop-down list) →								
Other District 45	(Select from drop-down list) →								
Other District 46	(Select from drop-down list) →								
Other District 47	(Select from drop-down list) →								
Other District 48	(Select from drop-down list) →								
Other District 49	(Select from drop-down list) →								
Other District 50	(Select from drop-down list) →								

8	9	10	11	12
57				

ACTUAL QUARTERLY TOTAL DISTRICTS/ENROLLMENT					
	QUARTER 1	QUARTER 2	QUARTER 3	QUARTER 4	
Revised	Actual	Actual	Actual	Actual	
	0	0	0	0	0
	0	0	0	0	0

Column(s) CC

ACTUAL ENROLLMENT BY QUARTER
 QUARTER 1 QUARTER 2 QUARTER 3 QUARTER 4

Revised Budget Actual Enrollment Actual Enrollment Actual Enrollment Actual Enrollment

ACTUAL ENROLLMENT BY QUARTER
QUARTER 1 QUARTER 2 QUARTER 3 QUARTER 4

Revised Budget Actual Enrollment Actual Enrollment Actual Enrollment Actual Enrollment

STAFFING PLAN - FULL TIME EQUIVALENT ("FTE")STAFFING PLAN - FULL TIME EQUIVALENT ("FTE")

***NOTE:** Enter the number of FTE positions ***NOTE:** Enter the number of FTE positions in the "blue" cells. ***NOTE:** If there are NO budget revisions at the time of quarterly submittal leave the 'REVISED' Column(s) COMPLETELY BLANK.If ***NO**

ADMINISTRATIVE PERSONNEL FTE	ADMINISTRATIVE PERSONNEL FTE	PRIOR YEAR 2017-18 ACTUAL	ANNUAL BUDGETED FTE		Q2		Q3		Q4		ACTU Q1 Actua
			Original	Revised	Original	Revised	Original	Revised	Original	Revised	
Executive Management	Executive Management										
Instructional Management	Instructional Management	5		5		5		5		5	
Deans, Directors & Coordinators	Deans, Directors & Coordinators	7		8		8		8		8	
CFO / Director of Finance	CFO / Director of Finance										
Operation / Business Manager	Operation / Business Manager	4		5		5		5		5	
Administrative Staff	Administrative Staff	7		4		4		4		4	
TOTAL ADMINISTRATIVE STAFF	TOTAL ADMINISTRATIVE STAFF	23		22	0	22	0	22	0	22	0
INSTRUCTIONAL PERSONNEL FTE	INSTRUCTIONAL PERSONNEL FTE	PRIOR YEAR 2017-18 ACTUAL	ANNUAL BUDGETED FTE		Q2		Q3		Q4		ACTU Q1 Actua
			Original	Revised	Original	Revised	Original	Revised	Original	Revised	
Teachers - Regular	Teachers - Regular	36		41		41		41		41	
Teachers - SPED	Teachers - SPED	8		6		6		6		6	
Substitute Teachers	Substitute Teachers										
Teaching Assistants	Teaching Assistants	3		6		6		6		6	
Specialty Teachers	Specialty Teachers	4		6		6		6		6	
Aides	Aides										
Therapists & Counselors	Therapists & Counselors	2		3		3		3		3	
Other	Other										
TOTAL INSTRUCTIONAL	TOTAL INSTRUCTIONAL	53		62	0	62	0	62	0	62	0
NON-INSTRUCTIONAL PERSONNEL FTE	NON-INSTRUCTIONAL PERSONNEL FTE	PRIOR YEAR 2017-18 ACTUAL	ANNUAL BUDGETED FTE		Q2		Q3		Q4		ACTU Q1 Actua
			Original	Revised	Original	Revised	Original	Revised	Original	Revised	
Nurse	Nurse										
Librarian	Librarian										
Custodian	Custodian										
Security	Security										
Other	Other										
TOTAL NON-INSTRUCTIONAL	TOTAL NON-INSTRUCTIONAL	0		0	0	0	0	0	0	0	0
TOTAL PERSONNEL SERVICE FTE	TOTAL PERSONNEL SERVICE FTE	76		84	0	84	0	84	0	84	0

EXPLORE CHARTER SCHOOL
2018-19

STAFFING PLAN - FULL TIME EQUIVALENT ("FTE")

***NOTE:** Enter the number of FTE positions to be input.

***NOTE:** State the assumptions that are being made.

ADMINISTRATIVE PERSONNEL FTE

Q4
Actual

Description of Assumptions

Executive Management
Instructional Management

Deans, Directors & Coordinators
CFO / Director of Finance

Addition of 1 FTE Support Services Coord. to assist with n

Operation / Business Manager
Administrative Staff
TOTAL ADMINISTRATIVE STAFF

Addition of 1 FTE Dir. of Operations to assist with leaders!

0

INSTRUCTIONAL PERSONNEL FTE

Q4
Actual

Description of Assumptions

Teachers - Regular
Teachers - SPED
Substitute Teachers
Teaching Assistants
Specialty Teachers
Aides
Therapists & Counselors
Other

Addition of Teacher Assistants to provide additional classr
Addition of 2 FTE Enrichment teachers to build in Listenin

TOTAL INSTRUCTIONAL

0

NON-INSTRUCTIONAL PERSONNEL FTE

Q4
Actual

Description of Assumptions

Nurse
Librarian
Custodian
Security
Other

TOTAL NON-INSTRUCTIONAL

0

TOTAL PERSONNEL SERVICE FTE

0

2018-19

Prior Year Actual	1st Quarter - 7/1 - 9/30	2nd Quarter - 10/1 - 12/31	3rd Quarter - 1/
-------------------	--------------------------	----------------------------	------------------

Page 11 of 65

EXPLORE CHARTER SCHOOL

Budget / Operating Plan

2018-19

Total Revenue	8770032.99	2317475.45	0	0	2337663.84	0	0	2392263.84
Total Expenses	7525419.25	2035665.49	0	0	2438547.25	0	0	2438547.25
Net Income	1244613.74	281809.96	0	0	-100883.41	0	0	-46283.41
Actual Student Enrollment	529	530	0	0	530	0	0	530
Prior Year Actual	1st Quarter - 7/1 - 9/30			2nd Quarter - 10/1 - 12/31			3rd Quarter - 1/	

	2017-18 Revenue	Original Budget	Revised Budget	Variance	Original Budget	Revised Budget	Variance	Original Budget
Charter School Program (CSP) Planning & Implementation					0			0
Other					0			0
Other					0			0
TOTAL REVENUE FROM FEDERAL SOURCES	97139	60565.2	0	0	80753.59	0	0	127853.59
LOCAL and OTHER REVENUE								
Contributions and Donations	142				0			7500
Fundraising					0			0
Erate Reimbursement	24972.33	9745.25			0	9745.25		9745.25
Earnings on Investments					0			0
Interest Income	334.11	112.5			0	112.5		112.5
Food Service (Income from meals)					0			0
Text Book					0			0
OTHER		1500			0	1500		1500
TOTAL REVENUE FROM LOCAL and OTHER SOURCES	25448.44	11357.75	0	0	11357.75	0	0	18857.75
TOTAL REVENUE	8770032.99	2317475.45	0	0	2337663.84	0	0	2392263.84

EXPLORE CHARTER SCHOOL

Budget / Operating Plan

2018-19

Total Revenue	8770032.99	2317475.45	0	0	2337663.84	0	0	2392263.84
Total Expenses	7525419.25	2035665.49	0	0	2438547.25	0	0	2438547.25
Net Income	1244613.74	281809.96	0	0	-100883.41	0	0	-46283.41
Actual Student Enrollment	529	530	0	0	530	0	0	530
	Prior Year Actual	1st Quarter - 7/1 - 9/30			2nd Quarter - 10/1 - 12/31			3rd Quarter - 1/

2017-18 Revenue	Original Budget	Revised Budget	Variance	Original Budget	Revised Budget	Variance	Original Budget
-----------------	-----------------	----------------	----------	-----------------	----------------	----------	-----------------

EXPENSES

ADMINISTRATIVE STAFF PERSONNEL COSTS

Avg. No. of Positions

Executive Management	0				0			0
Instructional Management	5	534299.52	150705.5		0	150705.5		0
								150705.5
Deans, Directors & Coordinators	8	406058.17	142210.75		0	142210.75		0
CFO / Director of Finance	0				0			0
								142210.75
Operation / Business Manager	5	207890.86	97063.5		0	97063.5		0
Administrative Staff	4	243554.86	42840.25		0	42840.25		0
TOTAL ADMINISTRATIVE STAFF	22	1391803.41	432820	0	0	432820	0	0
								432820

INSTRUCTIONAL PERSONNEL COSTS

Teachers - Regular	41	1913565.51	465000		0	697500		0
Teachers - SPED	6	549758.88	76500		0	114750		0
Substitute Teachers	0	153195.33			0			0
								114750
Teaching Assistants	6	94659.32	45979		0	68968.5		0
								68968.5
Specialty Teachers	6	268939.72	81000		0	121500		0
Aides	0				0			0
Therapists & Counselors	3	101059.45	33102		0	49652.5		0
Other	0	63008.29	24272.16		0	36408.25		0
TOTAL INSTRUCTIONAL	62	3144186.5	725853.16	0	0	1088779.25	0	0
								1088779.25

NON-INSTRUCTIONAL PERSONNEL COSTS

Nurse	0				0			0
Librarian	0				0			0
Custodian	0				0			0
Security	0				0			0
Other	0				0			0
TOTAL NON-INSTRUCTIONAL	0	0	0	0	0	0	0	0

EXPLORE CHARTER SCHOOL

Budget / Operating Plan

2018-19

Total Revenue	8770032.99	2317475.45	0	0	2337663.84	0	0	2392263.84
Total Expenses	7525419.25	2035665.49	0	0	2438547.25	0	0	2438547.25
Net Income	1244613.74	281809.96	0	0	-100883.41	0	0	-46283.41
Actual Student Enrollment	529	530	0	0	530	0	0	530

Prior Year Actual 1st Quarter - 7/1 - 9/30

2nd Quarter - 10/1 - 12/31

3rd Quarter - 1/

	2017-18 Revenue	Original Budget	Revised Budget	Variance	Original Budget	Revised Budget	Variance	Original Budget
SUBTOTAL PERSONNEL SERVICE COSTS	84	4535989.91	1158673.16	0	0	1521599.25	0	0
PAYROLL TAXES AND BENEFITS								
Payroll Taxes		358306.25	79911.33	0	0	119867	0	0
Fringe / Employee Benefits		709046.27	218431.75	0	0	218431.75	0	0
Retirement / Pension		4476.33	1250	0	0	1250	0	0
TOTAL PAYROLL TAXES AND BENEFITS		1071828.85	299593.08	0	0	339548.75	0	0
TOTAL PERSONNEL SERVICE COSTS	84	5607818.76	1458266.24	0	0	1861148	0	0
CONTRACTED SERVICES								
Accounting / Audit		1250		0	0		0	0
Legal		325		0	0		0	0
Management Company Fee		844547.12	250552.25	0	0	250552.25	0	0
Nurse Services				0	0		0	0
Food Service / School Lunch				0	0		0	0
Payroll Services		15985.13	5000	0	0	5000	0	0
Special Ed Services			10500	0	0	10500	0	0
Titlement Services (i.e. Title I)		16270.24		0	0		0	0
Other Purchased / Professional / Consulting		108015.9	81615	0	0	81615	0	0
TOTAL CONTRACTED SERVICES		986393.39	347667.25	0	0	347667.25	0	0

EXPLORE CHARTER SCHOOL

Budget / Operating Plan

2018-19

Total Revenue	8770032.99	2317475.45	0	0	2337663.84	0	0	2392263.84
Total Expenses	7525419.25	2035665.49	0	0	2438547.25	0	0	2438547.25
Net Income	1244613.74	281809.96	0	0	-100883.41	0	0	-46283.41
Actual Student Enrollment	529	530	0	0	530	0	0	530

Prior Year Actual 1st Quarter - 7/1 - 9/30

2nd Quarter - 10/1 - 12/31

3rd Quarter - 1/

2017-18 Revenue F Original Budget Revised Budget Variance

Original Budget Revised Budget Variance

Original Budget

SCHOOL OPERATIONS

Board Expenses				0			0	
Classroom / Teaching Supplies & Materials	64021.9	35375		0	35375		0	35375
Special Ed Supplies & Materials	14307.72	3750		0	3750		0	3750
Textbooks / Workbooks	40562	10531		0	10531		0	10531
Supplies & Materials other	20245.25			0			0	
Equipment / Furniture	104435.96	14375		0	14375		0	14375
Telephone	58343.34	17375		0	17375		0	17375
Technology	289158.15	47650		0	47650		0	47650
Student Testing & Assessment	17913.91	4750		0	4750		0	4750
Field Trips	24732.3	8450		0	8450		0	8450
Transportation (student)	7429.78	250		0	250		0	250
Student Services - other	39565.45	10047		0	10047		0	10047
Office Expense	45749.47	17500		0	17500		0	17500
Staff Development	74622.87	24500		0	24500		0	24500
Staff Recruitment	9040	8875		0	8875		0	8875
Student Recruitment / Marketing	25661.06	3750		0	3750		0	3750
School Meals / Lunch	3961.61	679		0	679		0	679
Travel (Staff)	10094.59	2000		0	2000		0	2000
Fundraising				0			0	
Other	34846.18	3625		0	3625		0	3625
TOTAL SCHOOL OPERATIONS	884691.54	213482	0	0	213482	0	0	213482

FACILITY OPERATION & MAINTENANCE

Insurance	40220.45	11375		0	11375		0	11375
Janitorial				0			0	
Building and Land Rent / Lease / Facility Finance Interest	4138.36	500		0	500		0	500
Repairs & Maintenance	39.28	3125		0	3125		0	3125
Equipment / Furniture	2292			0			0	
Security				0			0	
Utilities		1250		0	1250		0	1250
TOTAL FACILITY OPERATION & MAINTENANCE	46690.09	16250	0	0	16250	0	0	16250

DEPRECIATION & AMORTIZATION

-174.53

Page 15 of 65

0

0

2018-19

Prior Year Actual	1st Quarter - 7/1 - 9/30	2nd Quarter - 10/1 - 12/31	3rd Quarter - 1/
-------------------	--------------------------	----------------------------	------------------

Page 16 of 65

EXPLORE CHARTER SCHOOL

Budget / Operating Plan

2018-19

							3rd Quarter - 1/	
Total Revenue	8770032.99	2317475.45	0	0	2337663.84	0	0	2392263.84
Total Expenses	7525419.25	2035665.49	0	0	2438547.25	0	0	2438547.25
Net Income	1244613.74	281809.96	0	0	-100883.41	0	0	-46283.41
Actual Student Enrollment	529	530	0	0	530	0	0	530
	Prior Year Actual	1st Quarter - 7/1 - 9/30			2nd Quarter - 10/1 - 12/31			3rd Quarter - 1/

2017-18 Revenue F Original Budget Revised Budget Variance Original Budget Revised Budget Variance Original Budget

ENROLLMENT - *School Districts Are Linked To Above Entries*

Number of Districts:		1	1	0	0	1	0	0	1
NYC CHANCELLOR'S OFFICE	530	529	530	0	0	530	0	0	530
-	0	0	0	0	0	0	0	0	0
-	0	0	0	0	0	0	0	0	0
-	0	0	0	0	0	0	0	0	0
-	0	0	0	0	0	0	0	0	0
-	0	0	0	0	0	0	0	0	0
-	0	0	0	0	0	0	0	0	0
-	0	0	0	0	0	0	0	0	0
-	0	0	0	0	0	0	0	0	0
-	0	0	0	0	0	0	0	0	0
-	0	0	0	0	0	0	0	0	0
-	0	0	0	0	0	0	0	0	0
-	0	0	0	0	0	0	0	0	0
-	0	0	0	0	0	0	0	0	0
-	0	0	0	0	0	0	0	0	0
ALL OTHER School Districts: (Weighted Avg)	0	0	0	0	0	0	0	0	0
TOTAL ENROLLMENT		529	530	0	0	530	0	0	530
REVENUE PER PUPIL		16578.51227	4372.595189	0	0	4410.686491	0	0	4513.705358
EXPENSES PER PUPIL		14225.74527	3840.878283	0	0	4601.032547	0	0	4601.032547

Total Revenue	0	0	2626317.84	0	0
Total Expenses	0	0	2987679.33	0	0
Net Income	0	0	-361361.49	0	0
Actual Student Enrollment	0	0	530	0	0

/1 - 3/31

4th Quarter - 4/1 - 6/30

Revised Budge Variance

Original Budget Revised Budge Variance

REVENUE

REVENUES FROM STATE SOURCES

Per Pupil Revenue

2018-19

Column(s) COMPLETELY BLANK. If budget revisions ARE made, the

Per Pupil Rate

0.25

0.25

0.25

NYC CHANCELLOR'S OFFICE

15307

0

0

2028177.5

0

0

-

0

0

0

0

0

0

-

0

0

0

0

0

0

-

0

0

0

0

0

0

-

0

0

0

0

0

0

-

0

0

0

0

0

0

-

0

0

0

0

0

0

-

0

0

0

0

0

0

-

0

0

0

0

0

0

-

0

0

0

0

0

0

-

0

0

0

0

0

0

-

0

0

0

0

0

0

-

0

0

0

0

0

0

-

0

0

0

0

0

0

-

0

0

0

0

0

0

-

0

0

0

0

0

0

-

0

0

0

0

0

0

-

0

0

0

0

0

0

-

0

0

0

0

0

0

-

0

0

0

0

0

0

-

0

0

0

0

0

0

-

0

0

0

0

0

0

-

0

0

0

0

0

0

-

0

0

0

0

0

0

-

0

0

0

0

0

0

-

0

0

0

0

0

0

-

0

0

0

0

0

0

-

0

0

0

0

0

0

-

0

0

0

0

0

0

-

0

0

0

0

0

0

-

0

0

0

0

0

0

-

0

0

0

0

0

0

-

0

0

0

0

0

0

-

0

0

0

0

0

0

-

0

0

0

0

0

0

-

0

0

0

0

0

0

-

0

0

0

0

0

0

-

0

0

0

0

0

0

-

0

0

0

0

0

0

-

0

0

0

0

0

0

-

0

0

0

0

0

0

-

0

0

0

0

0

0

-

0

0

0

0

0

0

-

0

Total Revenue	0	0	2626317.84	0	0
Total Expenses	0	0	2987679.33	0	0
Net Income	0	0	-361361.49	0	0
Actual Student Enrollment	0	0	530	0	0

/1 - 3/31

4th Quarter - 4/1 - 6/30

	Revised Budget	Variance	Original Budget	Revised Budget	Variance
Charter School Program (CSP) Planning & Implementation	0			0	
Other	0			0	
Other	0			0	
TOTAL REVENUE FROM FEDERAL SOURCES	0		80753.59	0	
LOCAL and OTHER REVENUE					
Contributions and Donations	0		7500		
Fundraising	0				
Erate Reimbursement	0		9745.25		
Earnings on Investments	0				
Interest Income	0		112.5		
Food Service (Income from meals)	0				
Text Book	0				
OTHER	0		1500		
TOTAL REVENUE FROM LOCAL and OTHER SOURCES	0		18857.75	0	
TOTAL REVENUE	0		2626317.84	0	

Total Revenue	0	0	2626317.84	0	0
Total Expenses	0	0	2987679.33	0	0
Net Income	0	0	-361361.49	0	0
Actual Student Enrollment	0	0	530	0	0

/1 - 3/31

4th Quarter - 4/1 - 6/30

Revised Budge Variance

Original Budget Revised Budge Variance

EXPENSES

ADMINISTRATIVE STAFF PERSONNEL COSTS

	Avg. No. of Positic				
Executive Management	0	0			0
Instructional Management	5	0	150705.5		0
Deans, Directors & Coordinators	8	0	142210.75		0
CFO / Director of Finance	0	0			0
Operation / Business Manager	5	0	97063.5		0
Administrative Staff	4	0	42840.25		0
TOTAL ADMINISTRATIVE STAFF	22	0	432820	0	0

INSTRUCTIONAL PERSONNEL COSTS

Teachers - Regular	41	0	930000		0
Teachers - SPED	6	0	153000		0
Substitute Teachers	0	0			0
Teaching Assistants	6	0	91958		0
Specialty Teachers	6	0	162000		0
Aides	0	0			0
Therapists & Counselors	3	0	66203.33		0
Other	0	0	48544.33		0
TOTAL INSTRUCTIONAL	62	0	1451705.66	0	0

NON-INSTRUCTIONAL PERSONNEL COSTS

Nurse	0	0			0
Librarian	0	0			0
Custodian	0	0			0
Security	0	0			0
Other	0	0			0
TOTAL NON-INSTRUCTIONAL	0	0	0	0	0

Total Revenue	0	0	2626317.84	0	0
Total Expenses	0	0	2987679.33	0	0
Net Income	0	0	-361361.49	0	0
Actual Student Enrollment	0	0	530	0	0

/1 - 3/31

4th Quarter - 4/1 - 6/30

		Revised Budge	Variance	Original Budget	Revised Budge	Variance
SUBTOTAL PERSONNEL SERVICE COSTS	84	0	0	1884525.66	0	0
PAYROLL TAXES AND BENEFITS						
Payroll Taxes			0	159822.67		0
Fringe / Employee Benefits			0	218431.75		0
Retirement / Pension			0	49250		0
TOTAL PAYROLL TAXES AND BENEFITS		0	0	427504.42	0	0
TOTAL PERSONNEL SERVICE COSTS	84	0	0	2312030.08	0	0
CONTRACTED SERVICES						
Accounting / Audit			0	20250		0
Legal			0			0
Management Company Fee			0	250552.25		0
Nurse Services			0			0
Food Service / School Lunch			0			0
Payroll Services			0	5000		0
Special Ed Services			0	10500		0
Titlement Services (i.e. Title I)			0			0
Other Purchased / Professional / Consulting			0	81615		0
TOTAL CONTRACTED SERVICES		0	0	367917.25	0	0

Total Revenue	0	0	2626317.84	0	0
Total Expenses	0	0	2987679.33	0	0
Net Income	0	0	-361361.49	0	0
Actual Student Enrollment	0	0	530	0	0

/1 - 3/31

4th Quarter - 4/1 - 6/30

	Revised Budge	Variance	Original Budget	Revised Budge	Variance
SCHOOL OPERATIONS					
Board Expenses	0			0	
Classroom / Teaching Supplies & Materials	0		35375	0	
Special Ed Supplies & Materials	0		3750	0	
Textbooks / Workbooks	0		10531	0	
Supplies & Materials other	0			0	
Equipment / Furniture	0		14375	0	
Telephone	0		17375	0	
Technology	0		47650	0	
Student Testing & Assessment	0		4750	0	
Field Trips	0		8450	0	
Transportation (student)	0		250	0	
Student Services - other	0		10047	0	
Office Expense	0		17500	0	
Staff Development	0		24500	0	
Staff Recruitment	0		8875	0	
Student Recruitment / Marketing	0		3750	0	
School Meals / Lunch	0		679	0	
Travel (Staff)	0		2000	0	
Fundraising	0			0	
Other	0		3625	0	
TOTAL SCHOOL OPERATIONS	0		213482	0	
FACILITY OPERATION & MAINTENANCE					
Insurance	0		11375	0	
Janitorial	0			0	
Building and Land Rent / Lease / Facility Finance Interest	0		500	0	
Repairs & Maintenance	0		3125	0	
Equipment / Furniture	0			0	
Security	0			0	
Utilities	0		1250	0	
TOTAL FACILITY OPERATION & MAINTENANCE	0		16250	0	
DEPRECIATION & AMORTIZATION					
			0		78000

Total Revenue	0	0	2626317.84	0	0
Total Expenses	0	0	2987679.33	0	0
Net Income	0	0	-361361.49	0	0
Actual Student Enrollment	0	0	530	0	0

/1 - 3/31

4th Quarter - 4/1 - 6/30

	Revised Budge Variance		Original Budget	Revised Budge Variance	
RESERVES / CONTINGENCY			0		0
DEFERRED RENT					
TOTAL EXPENSES	0	0	2987679.33	0	0
NET INCOME	0	0	-361361.49	0	0

Page 24 of 65

EXPLORE CHARTER SCHOOL
Budget / Operating Plan
2018-19

Total Revenue	9673720.97	9673720.97	0	903687.98	903687.98
Total Expenses	9900439.32	9900439.32	0	-2375020.07	-2375020.07
Net Income	-226718.35	-226718.35	0	-1471332.09	-1471332.09
Actual Student Enrollment					

Total Year VARIANCE

Original Budget Revised Budget Variance Original Budget Revised Budget DESCRIPTION OF ASSUMPTIONS

REVENUE

REVENUES FROM STATE SOURCES

Per Pupil Revenue	2018-19 Per Pupil Rate					
NYC CHANCELLOR'S OFFICE	15307	8112710	8112710	0	421389.87	421389.87
-	0	0	0	0	0	0
-	0	0	0	0	0	0
-	0	0	0	0	0	0
-	0	0	0	0	0	0
-	0	0	0	0	0	0
-	0	0	0	0	0	0
-	0	0	0	0	0	0
-	0	0	0	0	0	0
-	0	0	0	0	0	0
-	0	0	0	0	0	0
-	0	0	0	0	0	0
-	0	0	0	0	0	0
-	0	0	0	0	0	0
-	0	0	0	0	0	0
ALL OTHER School Districts: (Weighted Avg)	0	0	0	0	0	0
TOTAL Per Pupil Revenue (Weighted Average Per Pupil)	15307	8112710	8112710	0	421389.87	421389.87
Special Education Revenue		869500	869500	0	-46063.42	-46063.42
Grants						
Stimulus		0	0	0	0	0
DYCD (Department of Youth and Community Development)		0	0	0	0	0
Other		42124	42124	0	1562	1562
NYC DoE Rental Assistance		0	0	0	0	0
Other		239030	239030	0	239030	239030
TOTAL REVENUE FROM STATE SOURCES		9263364	9263364	0	615918.45	615918.45

REVENUE FROM FEDERAL FUNDING

IDEA Special Needs	47100	47100	0	10526	10526
Title I	218805.98	218805.98	0	175044.98	175044.98
Title Funding - Other	84019.99	84019.99	0	67215.99	67215.99
School Food Service (Free Lunch)	0	0	0	0	0
Grants					

EXPLORE CHARTER SCHOOL
Budget / Operating Plan
2018-19

Total Revenue	9673720.97	9673720.97	0	903687.98	903687.98
Total Expenses	9900439.32	9900439.32	0	-2375020.07	-2375020.07
Net Income	-226718.35	-226718.35	0	-1471332.09	-1471332.09
Actual Student Enrollment					

Total Year

VARIANCE

	Original Budget	Revised Budget	Variance	Original Budget	Revised Budget	DESCRIPTION OF ASSUMPTIONS
Charter School Program (CSP) Planning & Implementation	0	0	0	0	0	
Other	0	0	0	0	0	
Other	0	0	0	0	0	
TOTAL REVENUE FROM FEDERAL SOURCES	349925.97	349925.97	0	252786.97	252786.97	
LOCAL and OTHER REVENUE						
Contributions and Donations	15000	15000	0	14858	14858	
Fundraising	0	0	0	0	0	
Erate Reimbursement	38981	38981	0	14008.67	14008.67	
Earnings on Investments	0	0	0	0	0	
Interest Income	450	450	0	115.89	115.89	
Food Service (Income from meals)	0	0	0	0	0	
Text Book	0	0	0	0	0	
OTHER	6000	6000	0	6000	6000	
TOTAL REVENUE FROM LOCAL and OTHER SOURCES	60431	60431	0	34982.56	34982.56	
TOTAL REVENUE	9673720.97	9673720.97	0	903687.98	903687.98	

EXPLORE CHARTER SCHOOL

Budget / Operating Plan

2018-19

Total Revenue	9673720.97	9673720.97	0	903687.98	903687.98
Total Expenses	9900439.32	9900439.32	0	-2375020.07	-2375020.07
Net Income	-226718.35	-226718.35	0	-1471332.09	-1471332.09
Actual Student Enrollment					

Total Year

VARIANCE

Original Budget Revised Budget Variance

Original Budget Revised Budget DESCRIPTION OF ASSUMPTIONS

EXPENSES

ADMINISTRATIVE STAFF PERSONNEL COSTS

Avg. No. of Positic

Executive Management	0	0	0	0	0	0	
Instructional Management	5	602822	602822	0	-68522.48	-68522.48	
Deans, Directors & Coordinators	8	568843	568843	0	-162784.83	-162784.83	Addition of 1 FTE Support Services Coord. to assist with mana
CFO / Director of Finance	0	0	0	0	0	0	
Operation / Business Manager	5	388254	388254	0	-180363.14	-180363.14	Addition of 1 FTE Dir. of Operations to assist with leadership c
Administrative Staff	4	171361	171361	0	72193.86	72193.86	
TOTAL ADMINISTRATIVE STAFF	22	1731280	1731280	0	-339476.59	-339476.59	

INSTRUCTIONAL PERSONNEL COSTS

Teachers - Regular	41	2790000	2790000	0	-876434.49	-876434.49	Updates to teacher salary scale to improve recruitment and re
Teachers - SPED	6	459000	459000	0	90758.88	90758.88	
Substitute Teachers	0	0	0	0	153195.33	153195.33	
Teaching Assistants	6	275874	275874	0	-181214.68	-181214.68	Addition of Teacher Assistants to provide additional classroom
Specialty Teachers	6	486000	486000	0	-217060.28	-217060.28	Addition of 2 FTE Enrichment teachers to build in Listening an
Aides	0	0	0	0	0	0	
Therapists & Counselors	3	198610.33	198610.33	0	-97550.88	-97550.88	
Other	0	145632.99	145632.99	0	-82624.7	-82624.7	
TOTAL INSTRUCTIONAL	62	4355117.32	4355117.32	0	-1210930.82	-1210930.82	

NON-INSTRUCTIONAL PERSONNEL COSTS

Nurse	0	0	0	0	0	0	
Librarian	0	0	0	0	0	0	
Custodian	0	0	0	0	0	0	
Security	0	0	0	0	0	0	
Other	0	0	0	0	0	0	
TOTAL NON-INSTRUCTIONAL	0	0	0	0	0	0	

EXPLORE CHARTER SCHOOL

Budget / Operating Plan

2018-19

Total Revenue	9673720.97	9673720.97	0	903687.98	903687.98
Total Expenses	9900439.32	9900439.32	0	-2375020.07	-2375020.07
Net Income	-226718.35	-226718.35	0	-1471332.09	-1471332.09
Actual Student Enrollment					

Total Year

VARIANCE

	Original Budget	Revised Budget	Variance	Original Budget	Revised Budget	DESCRIPTION OF ASSUMPTIONS
SUBTOTAL PERSONNEL SERVICE COSTS	84	6086397.32	6086397.32	0	-1550407.41	-1550407.41
PAYROLL TAXES AND BENEFITS						
Payroll Taxes		479468	479468	0	-121161.75	-121161.75
Fringe / Employee Benefits		873727	873727	0	-164680.73	-164680.73 Increase in premium rate of dental insurance
Retirement / Pension		53000	53000	0	-48523.67	-48523.67
TOTAL PAYROLL TAXES AND BENEFITS		1406195	1406195	0	-334366.15	-334366.15
TOTAL PERSONNEL SERVICE COSTS	84	7492592.32	7492592.32	0	-1884773.56	-1884773.56
CONTRACTED SERVICES						
Accounting / Audit		20250	20250	0	-19000	-19000
Legal		0	0	0	325	325
Management Company Fee		1002209	1002209	0	-157661.88	-157661.88
Nurse Services		0	0	0	0	0
Food Service / School Lunch		0	0	0	0	0
Payroll Services		20000	20000	0	-4014.87	-4014.87
Special Ed Services		42000	42000	0	-42000	-42000 Heightened use of SpEd consultants to further support special
Titlement Services (i.e. Title I)		0	0	0	16270.24	16270.24
Other Purchased / Professional / Consulting		326460	326460	0	-218444.1	-218444.1 Strategic use of leader coaching and consulting to improve the
TOTAL CONTRACTED SERVICES		1410919	1410919	0	-424525.61	-424525.61

EXPLORE CHARTER SCHOOL

Budget / Operating Plan

2018-19

Total Revenue	9673720.97	9673720.97	0	903687.98	903687.98
Total Expenses	9900439.32	9900439.32	0	-2375020.07	-2375020.07
Net Income	-226718.35	-226718.35	0	-1471332.09	-1471332.09
Actual Student Enrollment					

Total Year

VARIANCE

Original Budget Revised Budget Variance

Original Budget Revised Budget DESCRIPTION OF ASSUMPTIONS

SCHOOL OPERATIONS

Board Expenses	0	0	0	0	0	
Classroom / Teaching Supplies & Materials	141500	141500	0	-77478.1	-77478.1	
Special Ed Supplies & Materials	15000	15000	0	-692.28	-692.28	
Textbooks / Workbooks	42124	42124	0	-1562	-1562	
Supplies & Materials other	0	0	0	20245.25	20245.25	
Equipment / Furniture	57500	57500	0	46935.96	46935.96	
Telephone	69500	69500	0	-11156.66	-11156.66	
Technology	190600	190600	0	98558.15	98558.15	
Student Testing & Assessment	19000	19000	0	-1086.09	-1086.09	
Field Trips	33800	33800	0	-9067.7	-9067.7	
Transportation (student)	1000	1000	0	6429.78	6429.78	
Student Services - other	40188	40188	0	-622.55	-622.55	
Office Expense	70000	70000	0	-24250.53	-24250.53	
Staff Development	98000	98000	0	-23377.13	-23377.13	
Staff Recruitment	35500	35500	0	-26460	-26460	Pushing additional funding toward staff recruitment to increase
Student Recruitment / Marketing	15000	15000	0	10661.06	10661.06	
School Meals / Lunch	2716	2716	0	1245.61	1245.61	
Travel (Staff)	8000	8000	0	2094.59	2094.59	
Fundraising	0	0	0	0	0	
Other	14500	14500	0	20346.18	20346.18	
TOTAL SCHOOL OPERATIONS	853928	853928	0	30763.54	30763.54	

FACILITY OPERATION & MAINTENANCE

Insurance	45500	45500	0	-5279.55	-5279.55	
Janitorial	0	0	0	0	0	
Building and Land Rent / Lease / Facility Finance Interest	2000	2000	0	2138.36	2138.36	
Repairs & Maintenance	12500	12500	0	-12460.72	-12460.72	
Equipment / Furniture	0	0	0	2292	2292	
Security	0	0	0	0	0	
Utilities	5000	5000	0	-5000	-5000	
TOTAL FACILITY OPERATION & MAINTENANCE	65000	65000	0	-18309.91	-18309.91	

DEPRECIATION & AMORTIZATION

78000	78000	0	-78174.53	-78174.53	
-------	-------	---	-----------	-----------	--

EXPLORE CHARTER SCHOOL

Budget / Operating Plan

2018-19

Total Revenue	9673720.97	9673720.97	0	903687.98	903687.98
Total Expenses	9900439.32	9900439.32	0	-2375020.07	-2375020.07
Net Income	-226718.35	-226718.35	0	-1471332.09	-1471332.09
Actual Student Enrollment					

Total Year

VARIANCE

	Original Budget	Revised Budget	Variance	Original Budget	Revised Budget	DESCRIPTION OF ASSUMPTIONS
RESERVES / CONTINGENCY	0	0	0	0	0	
DEFERRED RENT						
TOTAL EXPENSES	9900439.32	9900439.32	0	-2375020.07	-2375020.07	
NET INCOME	-226718.35	-226718.35	0	-1471332.09	-1471332.09	

EXPLORE CHARTER SCHOOL
 Budget / Operating Plan
 2018-19

Total Revenue	9673720.97	9673720.97	0	903687.98	903687.98
Total Expenses	9900439.32	9900439.32	0	-2375020.07	-2375020.07
Net Income	-226718.35	-226718.35	0	-1471332.09	-1471332.09
Actual Student Enrollment					

Total Year VARIANCE

Original Budget Revised Budget Variance Original Budget Revised Budge DESCRIPTION OF ASSUMPTIONS

ENROLLMENT - *School Districts Are Linked To Above Entries*

Number of Districts:

NYC CHANCELLOR'S OFFICE	530
-	0
-	0
-	0
-	0
-	0
-	0
-	0
-	0
-	0
-	0
-	0
-	0
-	0
-	0
-	0
ALL OTHER School Districts: (Weighted Avg)	0

TOTAL ENROLLMENT

REVENUE PER PUPIL

EXPENSES PER PUPIL

EXPLORE CHARTER SCHOOL

Budget / Operating Plan

2018-19

Total Revenue	8770032.99	2317475.45	0	0	2337663.84	0	0	2392263.84
Total Expenses	7525419.25	2035665.49	0	0	2438547.25	0	0	2438547.25
Net Income	1244613.74	281809.96	0	0	-100883.41	0	0	-46283.41
Actual Student Enrollment	529	530	0	0	530	0	0	530

Prior Year Actual 1st Quarter - 7/1 - 9/30

2nd Quarter - 10/1 - 12/31

3rd Quarter - 1/

	2017-18 Revenue	Original Budget	Revised Budget	Variance	Original Budget	Revised Budget	Variance	Original Budget
CASH FLOW ADJUSTMENTS								
OPERATING ACTIVITIES <i>{enter descriptions below}</i>								
Example - Add Back Depreciation	0	0	0	0	0	0	0	0
Other	0	0	0	0	0	0	0	0
Total Operating Activities	0	0	0	0	0	0	0	0
INVESTMENT ACTIVITIES <i>{enter descriptions below}</i>								
Example - Subtract Property and Equipment Expenditures	0	0	0	0	0	0	0	0
Other	0	0	0	0	0	0	0	0
Total Investment Activities	0	0	0	0	0	0	0	0
FINANCING ACTIVITIES <i>{enter descriptions below}</i>								
Example - Add Expected Proceeds from a Loan or Line of Credit	0	0	0	0	0	0	0	0
Other	0	0	0	0	0	0	0	0
Total Financing Activities	0	0	0	0	0	0	0	0
Total Cash Flow Adjustments	0	0	0	0	0	0	0	0
NET INCOME	1244613.74	281809.96	0	0	-100883.41	0	0	-46283.41
Beginning Cash Balance	0	1244613.74	0	0	1526423.7	0	0	1425540.29
ENDING CASH BALANCE	1244613.74	1526423.7	0	0	1425540.29	0	0	1379256.88

Total Revenue	0	0	2626317.84	0	0
Total Expenses	0	0	2987679.33	0	0
Net Income	0	0	-361361.49	0	0
Actual Student Enrollment	0	0	530	0	0

/1 - 3/31

4th Quarter - 4/1 - 6/30

	Revised Budge Variance		Original Budget	Revised Budge Variance	
CASH FLOW ADJUSTMENTS					
OPERATING ACTIVITIES <i>{enter descriptions below}</i>					
Example - Add Back Depreciation	0	0	0	0	0
Other	0	0	0	0	0
Total Operating Activities	0	0	0	0	0
INVESTMENT ACTIVITIES <i>{enter descriptions below}</i>					
Example - Subtract Property and Equipment Expenditures	0	0	0	0	0
Other	0	0	0	0	0
Total Investment Activities	0	0	0	0	0
FINANCING ACTIVITIES <i>{enter descriptions below}</i>					
Example - Add Expected Proceeds from a Loan or Line of Credit	0	0	0	0	0
Other	0	0	0	0	0
Total Financing Activities	0	0	0	0	0
Total Cash Flow Adjustments	0	0	0	0	0
NET INCOME	0	0	-361361.49	0	0
Beginning Cash Balance	0	0	1379256.88	0	0
ENDING CASH BALANCE	0	0	1017895.39	0	0

EXPLORE CHARTER SCHOOL
Budget / Operating Plan
2018-19

Total Revenue	9673720.97	9673720.97	0	903687.98	903687.98
Total Expenses	9900439.32	9900439.32	0	-2375020.07	-2375020.07
Net Income	-226718.35	-226718.35	0	-1471332.09	-1471332.09
Actual Student Enrollment					

Total Year VARIANCE

	Original Budget	Revised Budget	Variance	Original Budget	Revised Budget	DESCRIPTION OF ASSUMPTIONS
CASH FLOW ADJUSTMENTS						
OPERATING ACTIVITIES <i>{enter descriptions below}</i>						
Example - Add Back Depreciation	0	0	0	0	0	
Other	0	0	0	0	0	
Total Operating Activities	0	0	0	0	0	
INVESTMENT ACTIVITIES <i>{enter descriptions below}</i>						
Example - Subtract Property and Equipment Expenditures	0	0	0	0	0	
Other	0	0	0	0	0	
Total Investment Activities	0	0	0	0	0	
FINANCING ACTIVITIES <i>{enter descriptions below}</i>						
Example - Add Expected Proceeds from a Loan or Line of Credit	0	0	0	0	0	
Other	0	0	0	0	0	
Total Financing Activities	0	0	0	0	0	
Total Cash Flow Adjustments	0	0	0	0	0	
NET INCOME	-226718.35	-226718.35	0	-1471332.09	-1471332.09	
Beginning Cash Balance	1244613.74	1244613.74	0	1244613.74	1244613.74	
ENDING CASH BALANCE	1017895.39	1017895.39	0	-226718.35	-226718.35	

EXPLORE CHARTER SCHOOL

DO NOT ENTER BALANCE SHEET DATA ON THIS TEMPLATE
 Balance sheet data should for the Ed Corp:
 Explore Charter Schools of Brooklyn (Combined)
 should be entered on the template for
 Explore Excel Charter School.

	Prior Year	Q1	Q2	Q3	Q4
	2017-18	As of 9/30	As of 12/31	As of 3/31	As of 6/30
ASSETS					
CURRENT ASSETS					
Cash and cash equivalents	0	0	0	0	0
Grants and contracts receivable	0	0	0	0	0
Accounts receivables	0	0	0	0	0
Prepaid Expenses	0	0	0	0	0
Contributions and other receivables	0	0	0	0	0
TOTAL CURRENT ASSETS	0	0	0	0	0
PROPERTY, BUILDING AND EQUIPMENT, net	0	0	0	0	0
OTHER ASSETS	0	0	0	0	0
TOTAL ASSETS	0	0	0	0	0
LIABILITIES AND NET ASSETS					
CURRENT LIABILITIES					
Accounts payable and accrued expenses	0	0	0	0	0
Accrued payroll and benefits	0	0	0	0	0
Deferred Revenue	0	0	0	0	0
Current maturities of long-term debt	0	0	0	0	0
Short Term Debt - Bonds, Notes Payable	0	0	0	0	0
Other	0	0	0	0	0
TOTAL CURRENT LIABILITIES	0	0	0	0	0
LONG-TERM DEBT and NOTES PAYABLE, net current maturities	0	0	0	0	0
TOTAL LIABILITIES	0	0	0	0	0
NET ASSETS					
Unrestricted	0	0	0	0	0
Temporarily restricted	0	0	0	0	0
TOTAL NET ASSETS	0	0	0	0	0
TOTAL LIABILITIES AND NET ASSETS	0	0	0	0	0

EXPLORE CHARTER SCHOOL

Budget / Operating Plan

	2018-19							
Total Revenue	0	2317475.45	0	0	2337663.84	0	0	
Total Expenses	0	2035665.49	0	0	2438547.25	0	0	
Net Income	0	281809.96	0	0	-100883.41	0	0	
Actual Student Enrollment	0	530	0	0	530	0	0	

1st Quarter - 7/1 - 9/30

2nd Quarter - 10/1 - 12/31

3rd Quarter - 1/1 - 3/31

*NOTE: Enrollment, Revenue and Expenditure Data IN the 'Total and Variance Analysis' Section is Base

	Actual	Current Budget	Variance	Actual	Current Budget	Variance	Actual
REVENUE							
REVENUES FROM STATE SOURCES							
Per Pupil Revenue							
NYC CHANCELLOR'S OFFICE	15307	2028177.5	0	2028177.5	0		
-	0	0	0	0	0	0	
-	0	0	0	0	0	0	
-	0	0	0	0	0	0	
-	0	0	0	0	0	0	
-	0	0	0	0	0	0	
-	0	0	0	0	0	0	
-	0	0	0	0	0	0	
-	0	0	0	0	0	0	
-	0	0	0	0	0	0	
-	0	0	0	0	0	0	
-	0	0	0	0	0	0	
-	0	0	0	0	0	0	
-	0	0	0	0	0	0	
-	0	0	0	0	0	0	
ALL OTHER School Districts: (Count = 0)	0	0	0	0	0	0	
TOTAL Per Pupil Revenue (Weighted Average Per Pupil Funding)	15307	0	2028177.5	0	0	2028177.5	0
Special Education Revenue		217375	0	217375	0		0
Grants							
Stimulus		0	0	0	0	0	
DYCD (Department of Youth and Community Development)		0	0	0	0	0	
Other		0	0	0	0	0	
NYC DoE Rental Assistance		0	0	0	0	0	
Other		0	0	0	0	0	
TOTAL REVENUE FROM STATE SOURCES	0	2245552.5	0	0	2245552.5	0	0
REVENUE FROM FEDERAL FUNDING							
IDEA Special Needs		0	0	0	0	0	
Title I		43761.2	0	58348.26	0		
Title Funding - Other		16804	0	22405.33	0		
School Food Service (Free Lunch)		0	0	0	0		
Grants							
Charter School Program (CSP) Planning & Implementation		0	0	0	0	0	
Other		0	0	0	0	0	

EXPLORE CHARTER SCHOOL

Budget / Operating Plan

2018-19									
Total Revenue	0	2317475.45	0	0	2337663.84	0	0	0	0
Total Expenses	0	2035665.49	0	0	2438547.25	0	0	0	0
Net Income	0	281809.96	0	0	-100883.41	0	0	0	0
Actual Student Enrollment	0	530	0	0	530	0	0	0	0

1st Quarter - 7/1 - 9/30

2nd Quarter - 10/1 - 12/31

3rd Quarter - 1/1 - 3/31

*NOTE: Enrollment, Revenue and Expenditure Data IN the 'Total and Variance Analysis' Section is Based on Actual Data

	Actual	Current Budget	Variance	Actual	Current Budget	Variance	Actual	Current Budget	Variance
Other		0	0		0	0		0	0
TOTAL REVENUE FROM FEDERAL SOURCES	0	60565.2	0	0	80753.59	0	0	0	0
LOCAL and OTHER REVENUE									
Contributions and Donations		0	0		0	0		0	0
Fundraising		0	0		0	0		0	0
Erate Reimbursement		9745.25	0		9745.25	0		0	0
Earnings on Investments		0	0		0	0		0	0
Interest Income		112.5	0		112.5	0		0	0
Food Service (Income from meals)		0	0		0	0		0	0
Text Book		0	0		0	0		0	0
OTHER		1500	0		1500	0		0	0
TOTAL REVENUE FROM LOCAL and OTHER SOURCES	0	11357.75	0	0	11357.75	0	0	0	0
TOTAL REVENUE	0	2317475.45	0	0	2337663.84	0	0	0	0

EXPLORE CHARTER SCHOOL

Budget / Operating Plan

	2018-19						
Total Revenue	0	2317475.45	0	0	2337663.84	0	0
Total Expenses	0	2035665.49	0	0	2438547.25	0	0
Net Income	0	281809.96	0	0	-100883.41	0	0
Actual Student Enrollment	0	530	0	0	530	0	0

1st Quarter - 7/1 - 9/30

2nd Quarter - 10/1 - 12/31

3rd Quarter - 1/1 - 3/31

*NOTE: Enrollment, Revenue and Expenditure Data IN the 'Total and Variance Analysis' Section is Base

NOTE: Enrollment, Revenue and Expenditure Data IN the 'Total and Variance Analysis' Section is Base				Actual	Current Budget	Variance	Actual	Current Budget	Variance	Actual
EXPENSES	Quarter 0									
ADMINISTRATIVE STAFF PERSONNEL COSTS	No. of Positions									
Executive Management	0		0	0		0		0		0
Instructional Management	0		150705.5	0		150705.5		0		0
Deans, Directors & Coordinators	0		142210.75	0		142210.75		0		0
CFO / Director of Finance	0		0	0		0		0		0
Operation / Business Manager	0		97063.5	0		97063.5		0		0
Administrative Staff	0		42840.25	0		42840.25		0		0
TOTAL ADMINISTRATIVE STAFF	0	0	432820	0	0	432820		0		0
INSTRUCTIONAL PERSONNEL COSTS										
Teachers - Regular	0		465000	0		697500		0		0
Teachers - SPED	0		76500	0		114750		0		0
Substitute Teachers	0		0	0		0		0		0
Teaching Assistants	0		45979	0		68968.5		0		0
Specialty Teachers	0		81000	0		121500		0		0
Aides	0		0	0		0		0		0
Therapists & Counselors	0		33102	0		49652.5		0		0
Other	0		24272.16	0		36408.25		0		0
TOTAL INSTRUCTIONAL	0	0	725853.16	0	0	1088779.25		0		0
NON-INSTRUCTIONAL PERSONNEL COSTS										
Nurse	0		0	0		0		0		0
Librarian	0		0	0		0		0		0
Custodian	0		0	0		0		0		0
Security	0		0	0		0		0		0
Other	0		0	0		0		0		0
TOTAL NON-INSTRUCTIONAL	0	0	0	0	0	0		0		0
SUBTOTAL PERSONNEL SERVICE COSTS	0	0	1158673.16	0	0	1521599.25		0		0
PAYROLL TAXES AND BENEFITS										
Payroll Taxes			79911.33	0		119867		0		0
Fringe / Employee Benefits			218431.75	0		218431.75		0		0
Retirement / Pension			1250	0		1250		0		0
TOTAL PAYROLL TAXES AND BENEFITS		0	299593.08	0	0	339548.75		0		0
TOTAL PERSONNEL SERVICE COSTS	0	0	1458266.24	0	0	1861148		0		0



EXPLORE CHARTER SCHOOL

Budget / Operating Plan

2018-19									
Total Revenue	0	2317475.45	0	0	2337663.84	0	0	0	0
Total Expenses	0	2035665.49	0	0	2438547.25	0	0	0	0
Net Income	0	281809.96	0	0	-100883.41	0	0	0	0
Actual Student Enrollment	0	530	0	0	530	0	0	0	0

1st Quarter - 7/1 - 9/30

2nd Quarter - 10/1 - 12/31

3rd Quarter - 1/1 - 3/31

*NOTE: Enrollment, Revenue and Expenditure Data IN the 'Total and Variance Analysis' Section is Based on Actual Data									
CONTRACTED SERVICES									
Accounting / Audit	Actual	Current Budget	Variance	Actual	Current Budget	Variance	Actual	Current Budget	Variance
Legal									
Management Company Fee		250552.25	0		250552.25	0			
Nurse Services		0	0		0	0			
Food Service / School Lunch		0	0		0	0			
Payroll Services		5000	0		5000	0			
Special Ed Services		10500	0		10500	0			
Titlement Services (i.e. Title I)		0	0		0	0			
Other Purchased / Professional / Consulting		81615	0		81615	0			
TOTAL CONTRACTED SERVICES	0	347667.25	0	0	347667.25	0	0		0

EXPLORE CHARTER SCHOOL

Budget / Operating Plan

2018-19								
Total Revenue	0	2317475.45	0	0	2337663.84	0	0	
Total Expenses	0	2035665.49	0	0	2438547.25	0	0	
Net Income	0	281809.96	0	0	-100883.41	0	0	
Actual Student Enrollment	0	530	0	0	530	0	0	

1st Quarter - 7/1 - 9/30

2nd Quarter - 10/1 - 12/31

3rd Quarter - 1/1 - 3/31

*NOTE: Enrollment, Revenue and Expenditure Data IN the 'Total and Variance Analysis' Section is Base

	Actual	Current Budget	Variance	Actual	Current Budget	Variance	Actual
SCHOOL OPERATIONS							
Board Expenses		0	0		0	0	
Classroom / Teaching Supplies & Materials		35375	0		35375	0	
Special Ed Supplies & Materials		3750	0		3750	0	
Textbooks / Workbooks		10531	0		10531	0	
Supplies & Materials other		0	0		0	0	
Equipment / Furniture		14375	0		14375	0	
Telephone		17375	0		17375	0	
Technology		47650	0		47650	0	
Student Testing & Assessment		4750	0		4750	0	
Field Trips		8450	0		8450	0	
Transportation (student)		250	0		250	0	
Student Services - other		10047	0		10047	0	
Office Expense		17500	0		17500	0	
Staff Development		24500	0		24500	0	
Staff Recruitment		8875	0		8875	0	
Student Recruitment / Marketing		3750	0		3750	0	
School Meals / Lunch		679	0		679	0	
Travel (Staff)		2000	0		2000	0	
Fundraising		0	0		0	0	
Other		3625	0		3625	0	
TOTAL SCHOOL OPERATIONS	0	213482	0	0	213482	0	0
FACILITY OPERATION & MAINTENANCE							
Insurance		11375	0		11375	0	
Janitorial		0	0		0	0	
Building and Land Rent / Lease / Facility Finance Interest		500	0		500	0	
Repairs & Maintenance		3125	0		3125	0	
Equipment / Furniture		0	0		0	0	
Security		0	0		0	0	
Utilities		1250	0		1250	0	
TOTAL FACILITY OPERATION & MAINTENANCE	0	16250	0	0	16250	0	0
DEPRECIATION & AMORTIZATION		0	0		0	0	
RESERVES / CONTINGENCY		0	0		0	0	
DEFERRED RENT							



EXPLORE CHARTER SCHOOL

Budget / Operating Plan

2018-19							
Total Revenue	0	2317475.45	0	0	2337663.84	0	0
Total Expenses	0	2035665.49	0	0	2438547.25	0	0
Net Income	0	281809.96	0	0	-100883.41	0	0
Actual Student Enrollment	0	530	0	0	530	0	0

1st Quarter - 7/1 - 9/30

2nd Quarter - 10/1 - 12/31

3rd Quarter - 1/1 - 3/31

*NOTE: Enrollment, Revenue and Expenditure Data IN the 'Total and Variance Analysis' Section is Base	Actual	Current Budget Variance	Actual	Current Budget Variance	Actual		
TOTAL EXPENSES	0	2035665.49	0	0	2438547.25	0	0
NET INCOME	0	281809.96	0	0	-100883.41	0	0



2018-19
EXPLORE CHARTER SCHOOL

Budget / Operating Plan

Total Revenue	0	2317475.45	0	0	2337663.84	0	0
Total Expenses	0	2035665.49	0	0	2438547.25	0	0
Net Income	0	281809.96	0	0	-100883.41	0	0
Actual Student Enrollment	0	530	0	0	530	0	3rd Quarter - 1/0

1st Quarter - 7/1 - 9/30

2nd Quarter - 10/1 - 12/31

3rd Quarter - 1/

*NOTE: Enrollment, Revenue and Expenditure Data IN the 'Total and Variance Analysis' Section is Base

ENROLLMENT - *School Districts Are Linked To Above Entries*

	Actual	Current Budget Variance	Actual	Current Budget Variance	Actual
NYC CHANCELLOR'S OFFICE	0	530	0	530	0
-	0	0	0	0	0
-	0	0	0	0	0
-	0	0	0	0	0
-	0	0	0	0	0
-	0	0	0	0	0
-	0	0	0	0	0
-	0	0	0	0	0
-	0	0	0	0	0
-	0	0	0	0	0
-	0	0	0	0	0
-	0	0	0	0	0
-	0	0	0	0	0
-	0	0	0	0	0
ALL OTHER School Districts: (Count = 0)	0	0	0	0	0
TOTAL ENROLLMENT	0	530	0	530	0
REVENUE PER PUPIL	0	4372.595189	0	4410.686491	0
EXPENSES PER PUPIL	0	3840.878283	0	4601.032547	0

Total Revenue	2392263.84	0	0	2626317.84	0
Total Expenses	2438547.25	0	0	2987679.33	0
Net Income	-46283.41	0	0	-361361.49	0
Actual Student Enrollment	530	0	0	530	0

1 - 3/31

4th Quarter - 4/1 - 6/30

*NOTE: Enrollment, Revenue and Expenditure Data IN the 'Total and Variance Analysis' Section is Base Current Budget Variance Actual Current Budget Variance

REVENUE

REVENUES FROM STATE SOURCES

Per Pupil Revenue

2018-19

Per Pupil Rate

NYC CHANCELLOR'S OFFICE

	15307	2028177.5	0	2028177.5	0
-	0	0	0	0	0
-	0	0	0	0	0
-	0	0	0	0	0
-	0	0	0	0	0
-	0	0	0	0	0
-	0	0	0	0	0
-	0	0	0	0	0
-	0	0	0	0	0
-	0	0	0	0	0
-	0	0	0	0	0
-	0	0	0	0	0
-	0	0	0	0	0
-	0	0	0	0	0
-	0	0	0	0	0
-	0	0	0	0	0
-	0	0	0	0	0

ALL OTHER School Districts: (Count = 0)

TOTAL Per Pupil Revenue (Weighted Average Per Pupil Funding)

Special Education Revenue

Grants

Stimulus

DYCD (Department of Youth and Community Development)

Other

NYC DoE Rental Assistance

Other

TOTAL REVENUE FROM STATE SOURCES

REVENUE FROM FEDERAL FUNDING

IDEA Special Needs

Title I

Title Funding - Other

School Food Service (Free Lunch)

Grants

Charter School Program (CSP) Planning & Implementation

Other

Total Revenue	2392263.84	0	0	2626317.84	0
Total Expenses	2438547.25	0	0	2987679.33	0
Net Income	-46283.41	0	0	-361361.49	0
Actual Student Enrollment	530	0	0	530	0

1 - 3/31

4th Quarter - 4/1 - 6/30

*NOTE: Enrollment, Revenue and Expenditure Data IN the 'Total and Variance Analysis' Section is Base	Current Budget Variance	Actual	Current Budget Variance	
Other	0	0	0	0
TOTAL REVENUE FROM FEDERAL SOURCES	127853.59	0	0	80753.59
LOCAL and OTHER REVENUE				
Contributions and Donations	7500	0	7500	0
Fundraising	0	0	0	0
Erate Reimbursement	9745.25	0	9745.25	0
Earnings on Investments	0	0	0	0
Interest Income	112.5	0	112.5	0
Food Service (Income from meals)	0	0	0	0
Text Book	0	0	0	0
OTHER	1500	0	1500	0
TOTAL REVENUE FROM LOCAL and OTHER SOURCES	18857.75	0	0	18857.75
TOTAL REVENUE	2392263.84	0	0	2626317.84

Total Revenue	2392263.84	0	0	2626317.84	0
Total Expenses	2438547.25	0	0	2987679.33	0
Net Income	-46283.41	0	0	-361361.49	0
Actual Student Enrollment	530	0	0	530	0

1 - 3/31

4th Quarter - 4/1 - 6/30

*NOTE: Enrollment, Revenue and Expenditure Data IN the 'Total and Variance Analysis' Section is Base		Current Budget Variance	Actual	Current Budget Variance	
EXPENSES	Quarter 0				
ADMINISTRATIVE STAFF PERSONNEL COSTS	No. of Positions				
Executive Management	0	0	0	0	0
Instructional Management	0	150705.5	0	150705.5	0
Deans, Directors & Coordinators	0	142210.75	0	142210.75	0
CFO / Director of Finance	0	0	0	0	0
Operation / Business Manager	0	97063.5	0	97063.5	0
Administrative Staff	0	42840.25	0	42840.25	0
TOTAL ADMINISTRATIVE STAFF	0	432820	0	0	432820
INSTRUCTIONAL PERSONNEL COSTS					
Teachers - Regular	0	697500	0	930000	0
Teachers - SPED	0	114750	0	153000	0
Substitute Teachers	0	0	0	0	0
Teaching Assistants	0	68968.5	0	91958	0
Specialty Teachers	0	121500	0	162000	0
Aides	0	0	0	0	0
Therapists & Counselors	0	49652.5	0	66203.33	0
Other	0	36408.25	0	48544.33	0
TOTAL INSTRUCTIONAL	0	1088779.25	0	0	1451705.66
NON-INSTRUCTIONAL PERSONNEL COSTS					
Nurse	0	0	0	0	0
Librarian	0	0	0	0	0
Custodian	0	0	0	0	0
Security	0	0	0	0	0
Other	0	0	0	0	0
TOTAL NON-INSTRUCTIONAL	0	0	0	0	0
SUBTOTAL PERSONNEL SERVICE COSTS	0	1521599.25	0	0	1884525.66
PAYROLL TAXES AND BENEFITS					
Payroll Taxes		119867	0	159822.67	0
Fringe / Employee Benefits		218431.75	0	218431.75	0
Retirement / Pension		1250	0	49250	0
TOTAL PAYROLL TAXES AND BENEFITS		339548.75	0	0	427504.42
TOTAL PERSONNEL SERVICE COSTS	0	1861148	0	0	2312030.08

Total Revenue	2392263.84	0	0	2626317.84	0
Total Expenses	2438547.25	0	0	2987679.33	0
Net Income	-46283.41	0	0	-361361.49	0
Actual Student Enrollment	530	0	0	530	0

1 - 3/31

4th Quarter - 4/1 - 6/30

*NOTE: Enrollment, Revenue and Expenditure Data IN the 'Total and Variance Analysis' Section is Base	Current Budget Variance	Actual	Current Budget Variance	
CONTRACTED SERVICES				
Accounting / Audit	0	0	20250	0
Legal	0	0	0	0
Management Company Fee	250552.25	0	250552.25	0
Nurse Services	0	0	0	0
Food Service / School Lunch	0	0	0	0
Payroll Services	5000	0	5000	0
Special Ed Services	10500	0	10500	0
Titlement Services (i.e. Title I)	0	0	0	0
Other Purchased / Professional / Consulting	81615	0	81615	0
TOTAL CONTRACTED SERVICES	347667.25	0	0	367917.25

Total Revenue	2392263.84	0	0	2626317.84	0
Total Expenses	2438547.25	0	0	2987679.33	0
Net Income	-46283.41	0	0	-361361.49	0
Actual Student Enrollment	530	0	0	530	0

1 - 3/31

4th Quarter - 4/1 - 6/30

*NOTE: Enrollment, Revenue and Expenditure Data IN the 'Total and Variance Analysis' Section is Base		Current Budget Variance	Actual	Current Budget Variance	
SCHOOL OPERATIONS					
Board Expenses	0	0		0	0
Classroom / Teaching Supplies & Materials	35375	0		35375	0
Special Ed Supplies & Materials	3750	0		3750	0
Textbooks / Workbooks	10531	0		10531	0
Supplies & Materials other	0	0		0	0
Equipment / Furniture	14375	0		14375	0
Telephone	17375	0		17375	0
Technology	47650	0		47650	0
Student Testing & Assessment	4750	0		4750	0
Field Trips	8450	0		8450	0
Transportation (student)	250	0		250	0
Student Services - other	10047	0		10047	0
Office Expense	17500	0		17500	0
Staff Development	24500	0		24500	0
Staff Recruitment	8875	0		8875	0
Student Recruitment / Marketing	3750	0		3750	0
School Meals / Lunch	679	0		679	0
Travel (Staff)	2000	0		2000	0
Fundraising	0	0		0	0
Other	3625	0		3625	0
TOTAL SCHOOL OPERATIONS	213482	0	0	213482	0
FACILITY OPERATION & MAINTENANCE					
Insurance	11375	0		11375	0
Janitorial	0	0		0	0
Building and Land Rent / Lease / Facility Finance Interest	500	0		500	0
Repairs & Maintenance	3125	0		3125	0
Equipment / Furniture	0	0		0	0
Security	0	0		0	0
Utilities	1250	0		1250	0
TOTAL FACILITY OPERATION & MAINTENANCE	16250	0	0	16250	0
DEPRECIATION & AMORTIZATION	0	0		78000	0
RESERVES / CONTINGENCY	0	0		0	0
DEFERRED RENT					

Total Revenue	2392263.84	0	0	2626317.84	0
Total Expenses	2438547.25	0	0	2987679.33	0
Net Income	-46283.41	0	0	-361361.49	0
Actual Student Enrollment	530	0	0	530	0

1 - 3/31

4th Quarter - 4/1 - 6/30

1 - 3/31

*NOTE: Enrollment, Revenue and Expenditure Data IN the 'Total and Variance Analysis' Section is Base

	Current Budget Variance	Actual	Current Budget Variance	
TOTAL EXPENSES	2438547.25	0	0	2987679.33
NET INCOME	-46283.41	0	0	-361361.49

Total Revenue	2392263.84	0	0	2626317.84	0
Total Expenses	2438547.25	0	0	2987679.33	0
Net Income	-46283.41	0	0	-361361.49	0
Actual Student Enrollment	1 - 3/31 530	0	0	530	0

1 - 3/31

4th Quarter - 4/1 - 6/30

*NOTE: Enrollment, Revenue and Expenditure Data IN the 'Total and Variance Analysis' Section is Base

	Current Budget Variance	Actual	Current Budget Variance
ENROLLMENT - *School Districts Are Linked To Above Entries*			
NYC CHANCELLOR'S OFFICE	530	0	530
-	0	0	0
-	0	0	0
-	0	0	0
-	0	0	0
-	0	0	0
-	0	0	0
-	0	0	0
-	0	0	0
-	0	0	0
-	0	0	0
-	0	0	0
-	0	0	0
-	0	0	0
ALL OTHER School Districts: (Count = 0)	0	0	0
TOTAL ENROLLMENT	530	0	530
REVENUE PER PUPIL	4513.705358	0	4955.316679
EXPENSES PER PUPIL	4601.032547	0	5637.130811

EXPLORE CHARTER SCHOOL

Budget / Operating Plan

2018-19

Total Revenue	0	0	0	9673720.97	-9673720.97	0	0	9673720.97
Total Expenses	0	0	0	9900439.32	9900439.32	0	0	9900439.32
Net Income	0	0	0	-226718.35	226718.35	0	0	-226718.35
Actual Student Enrollment	0	0	0			0	0	

TOTALS AND VARIANCE ANALYSIS

*NOTE: Enrollment, Revenue and Expenditure Data IN the 'Total and Variance Analysis' Section is Base Actual Current Budget Actual Current Budget Actual vs. Original Budget Actual Original Budget Actual

REVENUE	2018-19	Actual	Current Budget	Actual	Current Budget	Actual	vs. Original Budget	Actual	Original Budget
REVENUES FROM STATE SOURCES	Per Pupil Revenue	Per Pupil Rate							
NYC CHANCELLOR'S OFFICE	15307	0	0	0	8112710	-8112710	0	0	8112710
-	0	0	0	0	0	0	0	0	0
-	0	0	0	0	0	0	0	0	0
-	0	0	0	0	0	0	0	0	0
-	0	0	0	0	0	0	0	0	0
-	0	0	0	0	0	0	0	0	0
-	0	0	0	0	0	0	0	0	0
-	0	0	0	0	0	0	0	0	0
-	0	0	0	0	0	0	0	0	0
-	0	0	0	0	0	0	0	0	0
-	0	0	0	0	0	0	0	0	0
-	0	0	0	0	0	0	0	0	0
-	0	0	0	0	0	0	0	0	0
-	0	0	0	0	0	0	0	0	0
-	0	0	0	0	0	0	0	0	0
ALL OTHER School Districts: (Count = 0)	0	0	0	0	0	0	0	0	0
TOTAL Per Pupil Revenue (Weighted Average Per Pupil Funding)	15307	0	0	0	8112710	-8112710	0	0	8112710
Special Education Revenue		0	0	0	869500	-869500	0	0	869500
Grants									
Stimulus		0	0	0	0	0	0	0	0
DYCD (Department of Youth and Community Development)		0	0	0	0	0	0	0	0
Other		0	0	0	42124	-42124	0	0	42124
NYC DoE Rental Assistance		0	0	0	0	0	0	0	0
Other		0	0	0	239030	-239030	0	0	239030
TOTAL REVENUE FROM STATE SOURCES		0	0	0	9263364	-9263364	0	0	9263364
REVENUE FROM FEDERAL FUNDING									
IDEA Special Needs		0	0	0	47100	-47100	0	0	47100
Title I		0	0	0	218805.98	-218805.98	0	0	218805.98
Title Funding - Other		0	0	0	84019.99	-84019.99	0	0	84019.99
School Food Service (Free Lunch)		0	0	0	0	0	0	0	0
Grants									
Charter School Program (CSP) Planning & Implementation		0	0	0	0	0	0	0	0
Other		0	0	0	0	0	0	0	0



EXPLORE CHARTER SCHOOL

Budget / Operating Plan

2018-19								
Total Revenue	0	0	0	9673720.97	-9673720.97	0	0	9673720.97
Total Expenses	0	0	0	9900439.32	9900439.32	0	0	9900439.32
Net Income	0	0	0	-226718.35	226718.35	0	0	-226718.35
Actual Student Enrollment	0	0	0			0	0	

TOTALS AND VARIANCE ANALYSIS

*NOTE: Enrollment, Revenue and Expenditure Data IN the 'Total and Variance Analysis' Section is Base	Actual	Current Budget	Actual	Current Budget	Actual	vs. Original Budget	Actual	Original Budget
Other	0	0	0	0	0	0	0	0
TOTAL REVENUE FROM FEDERAL SOURCES	0	0	0	349925.97	-349925.97	0	0	349925.97
LOCAL and OTHER REVENUE								
Contributions and Donations	0	0	0	15000	-15000	0	0	15000
Fundraising	0	0	0	0	0	0	0	0
Erate Reimbursement	0	0	0	38981	-38981	0	0	38981
Earnings on Investments	0	0	0	0	0	0	0	0
Interest Income	0	0	0	450	-450	0	0	0
Food Service (Income from meals)	0	0	0	0	0	0	0	0
Text Book	0	0	0	0	0	0	0	0
OTHER	0	0	0	6000	-6000	0	0	6000
TOTAL REVENUE FROM LOCAL and OTHER SOURCES	0	0	0	60431	-60431	0	0	60431
TOTAL REVENUE	0	0	0	9673720.97	-9673720.97	0	0	9673720.97

EXPLORE CHARTER SCHOOL

Budget / Operating Plan

2018-19

Total Revenue	0	0	0	9673720.97	-9673720.97	0	0	9673720.97
Total Expenses	0	0	0	9900439.32	9900439.32	0	0	9900439.32
Net Income	0	0	0	-226718.35	226718.35	0	0	-226718.35
Actual Student Enrollment	0	0	0			0	0	

TOTALS AND VARIANCE ANALYSIS

*NOTE: Enrollment, Revenue and Expenditure Data IN the 'Total and Variance Analysis' Section is Base

	Actual	Current Budget	Actual	Current Budget	Actual	vs. Original Budget	Actual	Original Budget
EXPENSES								
ADMINISTRATIVE STAFF PERSONNEL COSTS	Quarter 0							
	No. of Positions							
Executive Management	0	0	0	0	0	0	0	0
Instructional Management	0	0	0	0	602822	602822	0	602822
Deans, Directors & Coordinators	0	0	0	0	568843	568843	0	568843
CFO / Director of Finance	0	0	0	0	0	0	0	0
Operation / Business Manager	0	0	0	0	388254	388254	0	388254
Administrative Staff	0	0	0	0	171361	171361	0	171361
TOTAL ADMINISTRATIVE STAFF	0	0	0	0	1731280	1731280	0	1731280
INSTRUCTIONAL PERSONNEL COSTS								
Teachers - Regular	0	0	0	0	2790000	2790000	0	2790000
Teachers - SPED	0	0	0	0	459000	459000	0	459000
Substitute Teachers	0	0	0	0	0	0	0	0
Teaching Assistants	0	0	0	0	275874	275874	0	275874
Specialty Teachers	0	0	0	0	486000	486000	0	486000
Aides	0	0	0	0	0	0	0	0
Therapists & Counselors	0	0	0	0	198610.33	198610.33	0	198610.33
Other	0	0	0	0	145632.99	145632.99	0	145632.99
TOTAL INSTRUCTIONAL	0	0	0	0	4355117.32	4355117.32	0	4355117.32
NON-INSTRUCTIONAL PERSONNEL COSTS								
Nurse	0	0	0	0	0	0	0	0
Librarian	0	0	0	0	0	0	0	0
Custodian	0	0	0	0	0	0	0	0
Security	0	0	0	0	0	0	0	0
Other	0	0	0	0	0	0	0	0
TOTAL NON-INSTRUCTIONAL	0	0	0	0	0	0	0	0
SUBTOTAL PERSONNEL SERVICE COSTS	0	0	0	0	6086397.32	6086397.32	0	6086397.32
PAYROLL TAXES AND BENEFITS								
Payroll Taxes		0	0	0	479468	479468	0	479468
Fringe / Employee Benefits		0	0	0	873727	873727	0	873727
Retirement / Pension		0	0	0	53000	53000	0	53000
TOTAL PAYROLL TAXES AND BENEFITS		0	0	0	1406195	1406195	0	1406195
TOTAL PERSONNEL SERVICE COSTS	0	0	0	0	7492592.32	7492592.32	0	7492592.32



EXPLORE CHARTER SCHOOL

Budget / Operating Plan

	2018-19							
Total Revenue	0	0	0	9673720.97	-9673720.97	0	0	9673720.97
Total Expenses	0	0	0	9900439.32	9900439.32	0	0	9900439.32
Net Income	0	0	0	-226718.35	226718.35	0	0	-226718.35
Actual Student Enrollment	0	0	0			0	0	

TOTALS AND VARIANCE ANALYSIS

*NOTE: Enrollment, Revenue and Expenditure Data IN the 'Total and Variance Analysis' Section is Base	Actual	Current Budget	Actual	Current Budget	Actual	vs. Original Budget	Actual	Original Bu
CONTRACTED SERVICES								
Accounting / Audit	0	0	0	20250	20250	0	0	20250
Legal	0	0	0	0	0	0	0	0
Management Company Fee	0	0	0	1002209	1002209	0	0	1002209
Nurse Services	0	0	0	0	0	0	0	0
Food Service / School Lunch	0	0	0	0	0	0	0	0
Payroll Services	0	0	0	20000	20000	0	0	20000
Special Ed Services	0	0	0	42000	42000	0	0	42000
Titlement Services (i.e. Title I)	0	0	0	0	0	0	0	0
Other Purchased / Professional / Consulting	0	0	0	326460	326460	0	0	326460
TOTAL CONTRACTED SERVICES	0	0	0	1410919	1410919	0	0	1410919

EXPLORE CHARTER SCHOOL

Budget / Operating Plan

2018-19

Total Revenue	0	0	0	9673720.97	-9673720.97	0	0	9673720.97
Total Expenses	0	0	0	9900439.32	9900439.32	0	0	9900439.32
Net Income	0	0	0	-226718.35	226718.35	0	0	-226718.35
Actual Student Enrollment	0	0	0			0	0	

TOTALS AND VARIANCE ANALYSIS

*NOTE: Enrollment, Revenue and Expenditure Data IN the 'Total and Variance Analysis' Section is Base	Actual	Current Budget	Actual	Current Budget	Actual	vs. Original Budget	Actual	Original Budget
SCHOOL OPERATIONS								
Board Expenses	0	0	0	0	0	0	0	0
Classroom / Teaching Supplies & Materials	0	0	0	141500	141500	0	0	141500
Special Ed Supplies & Materials	0	0	0	15000	15000	0	0	15000
Textbooks / Workbooks	0	0	0	42124	42124	0	0	42124
Supplies & Materials other	0	0	0	0	0	0	0	0
Equipment / Furniture	0	0	0	57500	57500	0	0	57500
Telephone	0	0	0	69500	69500	0	0	69500
Technology	0	0	0	190600	190600	0	0	190600
Student Testing & Assessment	0	0	0	19000	19000	0	0	19000
Field Trips	0	0	0	33800	33800	0	0	33800
Transportation (student)	0	0	0	1000	1000	0	0	1000
Student Services - other	0	0	0	40188	40188	0	0	40188
Office Expense	0	0	0	70000	70000	0	0	70000
Staff Development	0	0	0	98000	98000	0	0	98000
Staff Recruitment	0	0	0	35500	35500	0	0	35500
Student Recruitment / Marketing	0	0	0	15000	15000	0	0	15000
School Meals / Lunch	0	0	0	2716	2716	0	0	2716
Travel (Staff)	0	0	0	8000	8000	0	0	8000
Fundraising	0	0	0	0	0	0	0	0
Other	0	0	0	14500	14500	0	0	14500
TOTAL SCHOOL OPERATIONS	0	0	0	853928	853928	0	0	853928
FACILITY OPERATION & MAINTENANCE								
Insurance	0	0	0	45500	45500	0	0	45500
Janitorial	0	0	0	0	0	0	0	0
Building and Land Rent / Lease / Facility Finance Interest	0	0	0	2000	2000	0	0	2000
Repairs & Maintenance	0	0	0	12500	12500	0	0	12500
Equipment / Furniture	0	0	0	0	0	0	0	0
Security	0	0	0	0	0	0	0	0
Utilities	0	0	0	5000	5000	0	0	5000
TOTAL FACILITY OPERATION & MAINTENANCE	0	0	0	65000	65000	0	0	65000
DEPRECIATION & AMORTIZATION	0	0	0	78000	78000	0	0	78000
RESERVES / CONTINGENCY	0	0	0	0	0	0	0	0
DEFERRED RENT								



EXPLORE CHARTER SCHOOL

Budget / Operating Plan

2018-19									
Total Revenue	0	0	0	9673720.97	-9673720.97	0	0	9673720.97	
Total Expenses	0	0	0	9900439.32	9900439.32	0	0	9900439.32	
Net Income	0	0	0	-226718.35	226718.35	0	0	-226718.35	
Actual Student Enrollment	0	0	0			0	0		

TOTALS AND VARIANCE ANALYSIS

*NOTE: Enrollment, Revenue and Expenditure Data IN the 'Total and Variance Analysis' Section is Base	Actual	Current Budget	Actual	Current Budget	Actual	vs. Original Budget	Actual	Original Bu	
TOTAL EXPENSES	0	0	0	9900439.32	9900439.32	0	0	9900439.32	
NET INCOME	0	0	0	-226718.35	226718.35	0	0	-226718.35	



2018-19
EXPLORE CHARTER SCHOOL

Budget / Operating Plan

2018-19								
Total Revenue	0	0	0	9673720.97	-9673720.97	0	0	9673720.97
Total Expenses	0	0	0	9900439.32	9900439.32	0	0	9900439.32
Net Income	0	0	0	-226718.35	226718.35	0	0	-226718.35
Actual Student Enrollment	0	0	0			0	0	
TOTALS AND VARIANCE ANALYSIS								

TOTALS AND VARIANCE ANALYSIS

*NOTE: Enrollment, Revenue and Expenditure Data IN the 'Total and Variance Analysis' Section is Base	Actual	Current Budget Actual	Current Budget Actual	vs. Original Budget Actual	Original Budget Actual
ENROLLMENT - *School Districts Are Linked To Above Entries*	* Enrollment Data Based on Last Actual Quarter Completed				
NYC CHANCELLOR'S OFFICE	0	0	0	0	0
-	0	0	0	0	0
-	0	0	0	0	0
-	0	0	0	0	0
-	0	0	0	0	0
-	0	0	0	0	0
-	0	0	0	0	0
-	0	0	0	0	0
-	0	0	0	0	0
-	0	0	0	0	0
-	0	0	0	0	0
-	0	0	0	0	0
-	0	0	0	0	0
-	0	0	0	0	0
ALL OTHER School Districts: (Count = 0)	0	0	0	0	0
TOTAL ENROLLMENT	0	0	0	0	0
REVENUE PER PUPIL	0	0	0	0	0
EXPENSES PER PUPIL	0	0	0	0	0

Total Revenue	-9673720.97	0	0
Total Expenses	9900439.32	0	0
Net Income	226718.35	0	0
Actual Student Enrollment		0	

*NOTE: Enrollment, Revenue and Expenditure Data IN the 'Total and Variance Analysis' Section is Based on Actual v PY Actual (PY TY / No. Actual CY)

REVENUE	2018-19			
REVENUES FROM STATE SOURCES	Per Pupil Rate			
Per Pupil Revenue				
NYC CHANCELLOR'S OFFICE	15307	-8112710	0	0
-	0	0	0	0
-	0	0	0	0
-	0	0	0	0
-	0	0	0	0
-	0	0	0	0
-	0	0	0	0
-	0	0	0	0
-	0	0	0	0
-	0	0	0	0
-	0	0	0	0
-	0	0	0	0
-	0	0	0	0
-	0	0	0	0
-	0	0	0	0
ALL OTHER School Districts: (Count = 0)	0	0	0	0
TOTAL Per Pupil Revenue (Weighted Average Per Pupil Funding)	15307	-8112710	0	0
Special Education Revenue		-869500	0	0
Grants				
Stimulus		0	0	0
DYCD (Department of Youth and Community Development)		0	0	0
Other		-42124	0	0
NYC DoE Rental Assistance		0	0	0
Other		-239030	0	0
TOTAL REVENUE FROM STATE SOURCES		-9263364	0	0
REVENUE FROM FEDERAL FUNDING				
IDEA Special Needs		-47100	0	0
Title I		-218805.98	0	0
Title Funding - Other		-84019.99	0	0
School Food Service (Free Lunch)		0	0	0
Grants				
Charter School Program (CSP) Planning & Implementation		0	0	0
Other		0	0	0

Total Revenue	-9673720.97	0	0
Total Expenses	9900439.32	0	0
Net Income	226718.35	0	0
Actual Student Enrollment		0	

*NOTE: Enrollment, Revenue and Expenditure Data IN the 'Total and Variance Analysis' Section is Base	Actual	vPY Actual (PY TY / No. Actual CY	
Other	0	0	0
TOTAL REVENUE FROM FEDERAL SOURCES	-349925.97	0	0
LOCAL and OTHER REVENUE			
Contributions and Donations	-15000	0	0
Fundraising	0	0	0
Erate Reimbursement	-38981	0	0
Earnings on Investments	0	0	0
Interest Income	-450	0	0
Food Service (Income from meals)	0	0	0
Text Book	0	0	0
OTHER	-6000	0	0
TOTAL REVENUE FROM LOCAL and OTHER SOURCES	-60431	0	0
TOTAL REVENUE	-9673720.97	0	0

Total Revenue	-9673720.97	0	0
Total Expenses	9900439.32	0	0
Net Income	226718.35	0	0
Actual Student Enrollment		0	

*NOTE: Enrollment, Revenue and Expenditure Data IN the 'Total and Variance Analysis' Section is Base Actual vPY Actual (PY TY / No. Actual CY

EXPENSES	Quarter 0 No. of Positions			
ADMINISTRATIVE STAFF PERSONNEL COSTS				
Executive Management	0	0	0	0
Instructional Management	0	602822	0	0
Deans, Directors & Coordinators	0	568843	0	0
CFO / Director of Finance	0	0	0	0
Operation / Business Manager	0	388254	0	0
Administrative Staff	0	171361	0	0
TOTAL ADMINISTRATIVE STAFF	0	1731280	0	0
INSTRUCTIONAL PERSONNEL COSTS				
Teachers - Regular	0	2790000	0	0
Teachers - SPED	0	459000	0	0
Substitute Teachers	0	0	0	0
Teaching Assistants	0	275874	0	0
Specialty Teachers	0	486000	0	0
Aides	0	0	0	0
Therapists & Counselors	0	198610.33	0	0
Other	0	145632.99	0	0
TOTAL INSTRUCTIONAL	0	4355117.32	0	0
NON-INSTRUCTIONAL PERSONNEL COSTS				
Nurse	0	0	0	0
Librarian	0	0	0	0
Custodian	0	0	0	0
Security	0	0	0	0
Other	0	0	0	0
TOTAL NON-INSTRUCTIONAL	0	0	0	0
SUBTOTAL PERSONNEL SERVICE COSTS	0	6086397.32	0	0
PAYROLL TAXES AND BENEFITS				
Payroll Taxes		479468	0	0
Fringe / Employee Benefits		873727	0	0
Retirement / Pension		53000	0	0
TOTAL PAYROLL TAXES AND BENEFITS		1406195	0	0
TOTAL PERSONNEL SERVICE COSTS	0	7492592.32	0	0



Total Revenue	-9673720.97	0	0
Total Expenses	9900439.32	0	0
Net Income	226718.35	0	0
Actual Student Enrollment		0	

*NOTE: Enrollment, Revenue and Expenditure Data IN the 'Total and Variance Analysis' Section is Base Actual vPY Actual (PY TY / No. Actual CY

CONTRACTED SERVICES

Accounting / Audit	20250	0	0
Legal	0	0	0
Management Company Fee	1002209	0	0
Nurse Services	0	0	0
Food Service / School Lunch	0	0	0
Payroll Services	20000	0	0
Special Ed Services	42000	0	0
Titlement Services (i.e. Title I)	0	0	0
Other Purchased / Professional / Consulting	326460	0	0
TOTAL CONTRACTED SERVICES	1410919	0	0

		Actual CY	
Total Revenue	-9673720.97	0	0
Total Expenses	9900439.32	0	0
Net Income	226718.35	0	0
Actual Student Enrollment		0	

*NOTE: Enrollment, Revenue and Expenditure Data IN the 'Total and Variance Analysis' Section is Base Actual vPY Actual (PY TY / No. Actual CY

SCHOOL OPERATIONS

Board Expenses	0	0	0
Classroom / Teaching Supplies & Materials	141500	0	0
Special Ed Supplies & Materials	15000	0	0
Textbooks / Workbooks	42124	0	0
Supplies & Materials other	0	0	0
Equipment / Furniture	57500	0	0
Telephone	69500	0	0
Technology	190600	0	0
Student Testing & Assessment	19000	0	0
Field Trips	33800	0	0
Transportation (student)	1000	0	0
Student Services - other	40188	0	0
Office Expense	70000	0	0
Staff Development	98000	0	0
Staff Recruitment	35500	0	0
Student Recruitment / Marketing	15000	0	0
School Meals / Lunch	2716	0	0
Travel (Staff)	8000	0	0
Fundraising	0	0	0
Other	14500	0	0
TOTAL SCHOOL OPERATIONS	853928	0	0

FACILITY OPERATION & MAINTENANCE

Insurance	45500	0	0
Janitorial	0	0	0
Building and Land Rent / Lease / Facility Finance Interest	2000	0	0
Repairs & Maintenance	12500	0	0
Equipment / Furniture	0	0	0
Security	0	0	0
Utilities	5000	0	0

TOTAL FACILITY OPERATION & MAINTENANCE

DEPRECIATION & AMORTIZATION	78000	0	0
RESERVES / CONTINGENCY	0	0	0
DEFERRED RENT			



Total Revenue	-9673720.97	0	0
Total Expenses	9900439.32	0	0
Net Income	226718.35	0	0
Actual Student Enrollment		0	

*NOTE: Enrollment, Revenue and Expenditure Data IN the 'Total and Variance Analysis' Section is Base	Actual	vPY Actual (PY TY / No. Actual CY	
TOTAL EXPENSES	9900439.32	0	0
NET INCOME	226718.35	0	0



Total Revenue	-9673720.97	0	0
Total Expenses	9900439.32	0	0
Net Income	226718.35	0	0
Actual Student Enrollment		0	

Actual CY

*NOTE: Enrollment, Revenue and Expenditure Data IN the 'Total and Variance Analysis' Section is Base Actual vPY Actual (PY TY / No. Actual CY

ENROLLMENT - *School Districts Are Linked To Above Entries*

NYC CHANCELLOR'S OFFICE	0	0
-	0	0
-	0	0
-	0	0
-	0	0
-	0	0
-	0	0
-	0	0
-	0	0
-	0	0
-	0	0
-	0	0
-	0	0
-	0	0
-	0	0
ALL OTHER School Districts: (Count = 0)	0	0
TOTAL ENROLLMENT	0	0
REVENUE PER PUPIL	0	0
EXPENSES PER PUPIL	0	0



Annual Report Requirement
for SUNY Authorized Charter Schools

EXPLORE CHARTER SCHOOL
2018-19

Administrative expenditures	0
-----------------------------	---

Per NYS Statute Administrative expenditures per pupil: the sum of all general administration salaries and other general administration expenditures divided by the total number of enrolled students

*NOTE: THIS TAB ONLY NEEDS TO BE COMPLETED FOR Q4

ents. Employee benefit costs or expenditures should not be reported here.

**Disclosure of Financial Interest by a Current or Proposed Charter School
Education Corporation Trustee**

Trustee Name:

JANA REED

Name of Charter School Education Corporation (for an unmerged school, this is the Charter School Name):

EXPLORE CHARTER SCHOOLS OF BROOKLYN

1. List all positions held on the education corporation board (e.g., president, treasurer, parent representative).
2. Is the trustee an employee of any school operated by the Education Corporation?
☐ Yes ☒ No

If Yes, for each school, please provide a description of the position(s) you hold, your responsibilities, your salary and your start date.

3. Is the trustee an employee or agent of the management company or institutional partner of the charter school(s) governed by the Education Corporation?
☐ Yes ☒ No

If Yes, for each school, please provide a description of the position(s) you hold, your responsibilities, your salary and your start date.

4. Identify each interest/transaction (and provide the requested information) that you or any of your immediate family members or any persons who live with you in your house have held or engaged in with the charter school(s) governed by the Education Corporation during the time you have served on the board, and in the six-month period prior to such service. If there has been no such financial interest or transaction, write **None**. Please note that if you answered **Yes** to Questions 2-4 above, you need not disclose again your employment status, salary, etc.

Date(s)	Nature of Financial Interest/Transaction	Steps taken to avoid a conflict of interest, (e.g., did not vote, did not participate in discussion)	Name of person holding interest or engaging in transaction and relationship to yourself

Please write "None" if applicable. Do not leave this space blank.			
None			

5. Identify each individual, business, corporation, union association, firm, partnership, committee proprietorship, franchise holding company, joint stock company, business or real estate trust, non-profit organization, or other organization or group of people doing business with the school(s) governed by the Education Corporation and in which such entity, during the time of your tenure as a trustee, you and/or your immediate family member(s) or person(s) living in your house had a financial interest or other relationship. If you are a member, director, officer or employee of an organization formally partnered with the school(s) that is/are doing business with the school(s) through a management or services agreement, please identify only the name of the organization, your position in the organization, and the relationship between such organization and the school(s). If there was no financial interest, write **None**.

Organization conducting business with the school(s)	Nature of business conducted	Approximate value of the business conducted	Name of Trustee and/or immediate family member of household holding an interest in the organization conducting business with the school(s) and the nature of the interest	Steps Taken to Avoid Conflict of Interest
Please write "None" if applicable. Do not leave this space blank.				
None				

Signature _____ Date 7/31/18

Please note that this document is considered a public record and as such, may be made available to members of the public upon request under the Freedom of Information Law. Personal contact information provided below will be redacted.

Business Telephone:

Business Address:

E-mail Address:

Home Telephone:

Home Address:



**Disclosure of Financial Interest by a Current or Proposed Charter School
Education Corporation Trustee**

Trustee Name:

Henry (Honk) Mannix III

Name of Charter School Education Corporation (for an unmerged school, this is the Charter School Name):

Explore Charter Schools of Brooklyn

1. List all positions held on the education corporation board (e.g., president, treasurer, parent representative). Chair

2. Is the trustee an employee of any school operated by the Education Corporation?
☐ Yes ☒ No

If **Yes**, for each school, please provide a description of the position(s) you hold, your responsibilities, your salary and your start date.

N/A

3. Is the trustee an employee or agent of the management company or institutional partner of the charter school(s) governed by the Education Corporation?

☐ Yes ☒ No

If **Yes**, for each school, please provide a description of the position(s) you hold, your responsibilities, your salary and your start date.

N/A

4. Identify each interest/transaction (and provide the requested information) that you or any of your immediate family members or any persons who live with you in your house have held or engaged in with the charter school(s) governed by the Education Corporation during the time you have served on the board, and in the six-month period prior to such service. If there has been no such financial interest or transaction, write **None**. Please note that if you answered **Yes** to Questions 2-4 above, you need not disclose again your employment status, salary, etc.

Date(s)	Nature of Financial Interest/Transaction	Steps taken to avoid a conflict of interest, (e.g., did not vote, did not participate in discussion)	Name of person holding interest or engaging in transaction and relationship to yourself

None	None	None	None
------	------	------	------

5. Identify each individual, business, corporation, union association, firm, partnership, committee proprietorship, franchise holding company, joint stock company, business or real estate trust, non-profit organization, or other organization or group of people doing business with the school(s) governed by the Education Corporation and in which such entity, during the time of your tenure as a trustee, you and/or your immediate family member(s) or person(s) living in your house had a financial interest or other relationship. If you are a member, director, officer or employee of an organization formally partnered with the school(s) that is/are doing business with the school(s) through a management or services agreement, please identify only the name of the organization, your position in the organization, and the relationship between such organization and the school(s). If there was no financial interest, write None.

Organization conducting business with the school(s)	Nature of business conducted	Approximate value of the business conducted	Name of Trustee and/or immediate family member of household holding an interest in the organization conducting business with the school(s) and the nature of the interest	Steps Taken to Avoid Conflict of Interest
Please write "None" if applicable. Do not leave this space blank.				
—	NONE		—	

[Signature]
Signature

7/30/18
Date

Please note that this document is considered a public record and as such, may be made available to members of the public upon request under the Freedom of Information Law. Personal contact information provided below will be redacted.


Business Telephone: _____

Business Address: _____

E-mail Address: _____

Home Telephone: _____

Home Address: _____



**Disclosure of Financial Interest by a Current or Proposed Charter School
Education Corporation Trustee**

Trustee Name:

Lindsay Danon

Name of Charter School Education Corporation (for an unmerged school, this is the Charter School Name):

Explore Charter Schools of Brooklyn

1. List all positions held on the education corporation board (e.g., president, treasurer, parent representative). N/A

2. Is the trustee an employee of any school operated by the Education Corporation?
 Yes X No

If **Yes**, for each school, please provide a description of the position(s) you hold, your responsibilities, your salary and your start date.

3. Is the trustee an employee or agent of the management company or institutional partner of the charter school(s) governed by the Education Corporation?
 Yes X No

If **Yes**, for each school, please provide a description of the position(s) you hold, your responsibilities, your salary and your start date.


4. Identify each interest/transaction (and provide the requested information) that you or any of your immediate family members or any persons who live with you in your house have held or engaged in with the charter school(s) governed by the Education Corporation during the time you have served on the board, and in the six-month period prior to such service. If there has been no such financial interest or transaction, write **None**. Please note that if you answered **Yes** to Questions 2-4 above, you need not disclose again your employment status, salary, etc.

Date(s)	Nature of Financial Interest/Transaction	Steps taken to avoid a conflict of interest, (e.g., did not vote, did not participate in discussion)	Name of person holding interest or engaging in transaction and relationship to yourself

<i>Please write "None" if applicable. Do not leave this space blank.</i> None			
--	--	--	--

5. Identify each individual, business, corporation, union association, firm, partnership, committee proprietorship, franchise holding company, joint stock company, business or real estate trust, non-profit organization, or other organization or group of people doing business with the school(s) governed by the Education Corporation and in which such entity, during the time of your tenure as a trustee, you and/or your immediate family member(s) or person(s) living in your house had a financial interest or other relationship. If you are a member, director, officer or employee of an organization formally partnered with the school(s) that is/are doing business with the school(s) through a management or services agreement, please identify only the name of the organization, your position in the organization, and the relationship between such organization and the school(s). If there was no financial interest, write **None**.

Organization conducting business with the school(s)	Nature of business conducted	Approximate value of the business conducted	Name of Trustee and/or immediate family member of household holding an interest in the organization conducting business with the school(s) and the nature of the interest	Steps Taken to Avoid Conflict of Interest
<i>Please write "None" if applicable. Do not leave this space blank.</i> None				


 Signature

7/31/18
 Date

Please note that this document is considered a public record and as such, may be made available to members of the public upon request under the Freedom of Information Law. Personal contact information provided below will be redacted.


Business Telephone:

Business Address:

E-mail Address:

Home Telephone:

Home Address:



**Disclosure of Financial Interest by a Current or Proposed Charter School
Education Corporation Trustee**

Trustee Name:

MORTON BALLER

Name of Charter School Education Corporation (for an unmerged school, this is the Charter School Name):

EXPLORE SCHOOLS

1. List all positions held on the education corporation board (e.g., president, treasurer, parent representative).

TRUSTEE (no office held)

2. Is the trustee an employee of any school operated by the Education Corporation?
Yes ☒ No

If **Yes**, for each school, please provide a description of the position(s) you hold, your responsibilities, your salary and your start date.

3. Is the trustee an employee or agent of the management company or institutional partner of the charter school(s) governed by the Education Corporation?

☒ Yes ☐ No

If **Yes**, for each school, please provide a description of the position(s) you hold, your responsibilities, your salary and your start date.

CEO, \$95,000; JUL 1, 2009

4. Identify each interest/transaction (and provide the requested information) that you or any of your immediate family members or any persons who live with you in your house have held or engaged in with the charter school(s) governed by the Education Corporation during the time you have served on the board, and in the six-month period prior to such service. If there has been no such financial interest or transaction, write **None**. Please note that if you answered **Yes** to Questions 2-4 above, you need not disclose again your employment status, salary, etc.

Date(s)	Nature of Financial Interest/Transaction	Steps taken to avoid a conflict of interest, (e.g., did not vote, did not participate in discussion)	Name of person holding interest or engaging in transaction and relationship to yourself

June, 2018	Schools Board voted to approve contract w/ESI	I recused myself from the vote.	Please write "None" if applicable. Do not leave this space blank.
------------	---	---------------------------------	---

5. Identify each individual, business, corporation, union association, firm, partnership, committee proprietorship, franchise holding company, joint stock company, business or real estate trust, non-profit organization, or other organization or group of people doing business with the school(s) governed by the Education Corporation and in which such entity, during the time of your tenure as a trustee, you and/or your immediate family member(s) or person(s) living in your house had a financial interest or other relationship. If you are a member, director, officer or employee of an organization formally partnered with the school(s) that is/are doing business with the school(s) through a management or services agreement, please identify only the name of the organization, your position in the organization, and the relationship between such organization and the school(s). If there was no financial interest, write **None**.

Organization conducting business with the school(s)	Nature of business conducted	Approximate value of the business conducted	Name of Trustee and/or immediate family member of household holding an interest in the organization conducting business with the school(s) and the nature of the interest	Steps Taken to Avoid Conflict of Interest
Please write "None" if applicable. Do not leave this space blank.				

Signature  Date 

Please note that this document is considered a public record and as such, may be made available to members of the public upon request under the Freedom of Information Law. Personal contact information provided below will be


Business Telephone:

Business Address:

E-mail Address:

Home Telephone:

Home Address:





Entry 8 BOT Table

Created: 06/28/2018 • Last updated: 07/29/2018

1. Current Board Member Information (Enter info for each BOT member)

	Trustee Name and Email Address	Position on the Board	Committee Affiliations	Voting Member Per By-Laws (Y/N)	Number of Terms Served	Start Date of Current Term (MM/DD/YYYY)	End Date of Current Term (MM/DD/YYYY)	Board Meetings Attended During 2017-18
1	Morty Ballen [REDACTED]	Trustee/Member	Discipline	Yes	13	07/01/2018	06/30/2019	10
2	Jana Reed [REDACTED]	Trustee/Member	Accountability	Yes	1	4/6/2016	6/30/2018	10
3	Peter Walker [REDACTED]	Trustee/Member	Finance	Yes	1	07/1/2017	6/30/2020	10
4	Hank Mannix [REDACTED]	Chair	Finance and Accountability	Yes	2	07/02/2016	06/20/2019	10
5	Angie Brice [REDACTED]	Trustee/Member	Accountability	Yes	1	06/01/2016	06/20/2020	10
6	Lindsay Danon [REDACTED]	Trustee/Member		Yes	1	04/01/2018	04/01/2021	10
7	[REDACTED]							
8								
9								

1a. Are there more that 9 members of the Board of Trustees?	No
2. Total number of members on June 30, 2018	6
3. Total number of members joining the Board during the 2017-18 school year	1
4. Total number of members departing the Board during the 2017-18 school year	1
5. Number of voting members in 2017-18, as set by the by-laws, resolution or minutes	7
6. Number of Board meetings conducted during the 2017-18 School Year	10
7. Number of Board meetings scheduled for the coming 2018-19 school year	10

Thank you.



Entry 10 Enrollment and Retention of Special Populations

Created: 06/28/2018 • Last updated: 07/24/2018

Instructions for Reporting Enrollment and Retention Strategies

Describe the efforts the charter school has made in 2017-18 toward meeting targets to attract and retain enrollment of students with disabilities, English language learners, and students who are economically disadvantaged. In addition, describe the school's plans for meeting or making progress toward meeting its enrollment and retention targets in 2018-19.

EXPLORE CS (SUNY TRUSTEES)Section Heading

Recruitment/Attraction Efforts Toward Meeting Targets

	Describe Recruitment Efforts in 2017-18	Describe Recruitment Plans in 2018-19)
Economically Disadvantaged	Explore Charter School's overall recruitment strategy focuses on families living in the immediate neighborhood of the school and its centralized school district in order to best serve the school's geographic community. Given the demographics of the neighborhood served, by targeting these areas, Explore recruits a large portion of students who qualify for free and reduced lunch (the majority of the school's current student population qualifies for free and reduced lunch under the old benchmarks). Explore Charter School also utilizes family referral campaigns and partners with local organizations, with the goal being to attract more families in the profile of the families it serves, who may have otherwise not heard about the school.	Explore Charter School plans to continue and improve the overall recruitment strategy and expand the family referral campaign in our communities order to meet recruitment targets for economically disadvantaged students. Explore will also continue to establish community partnerships with organization that support families that may be economically disadvantaged. We also intend on collaborating across all schools in our network to further develop and leverage our brand in 18-19.
English Language Learners	In an effort to attract and enroll more English Language Learners, Explore Charter School created a set-aside lottery preference for English Language Learners. The set-aside preference seeks to fill 15% of the available kindergarten seats (about 9 out of 60 seats) with English Language Learners, in order to match or exceed the school district's ELL population. This set aside preference is also included in our family information sessions,	Explore will also continue to establish community partnerships with organizations that support families that may speak languages other than English. Explore will maintain it's ELL set aside lottery preference and direct mailing, and will expand it's social media/website presence and family information sessions in order to meet

	direct mail campaign, the school's website and in the English and Spanish versions of our application. Our schools focus on creating diverse community partnerships that also help engage families who speak languages other than English.	recruitment targets for English Language Learners. Our applications will continue to be available in multiple languages.
Students with Disabilities	Explore Charter School employs a support services lead and staff that are qualified to teach students with disabilities. We provide mandated IEP services, such as SETSS and ICT. In our recruitment efforts (mailings, our website, etc.), we specifically advertise services available to families to ensure they are aware that we welcome all students, including those with IEPs. In addition, during family information sessions, staff members are available to answer any additional questions regarding services available to students with disabilities.	Explore Charter School plans to continue and improve the overall recruitment strategy and expand the family referral campaign in our communities order to meet recruitment targets for economically disadvantaged students. Explore will also continue to establish community partnerships with organizations that support families that may have students with disabilities.

Retention Efforts Toward Meeting Targets

	Describe Retention Efforts in 2017-18	Describe Retention Plans in 2018-19)
Economically Disadvantaged	Explore Charter School provides robust support services for students who have a disability or require additional academic support. The school employs support services leads, learning specialists, social workers and guidance counselors that provide services and support for students who need it, as well as maintain communication with families to apprise them of student progress and how families can work with students at home.	Explore Charter school plans to continue and expand on ensuring our economically disadvantaged families have access to appropriate resources and that our school staff are providing effective supports.
English Language Learners	Explore Charter School provides robust support services for students who have a disability or require additional academic support. The school employs support services leads, learning specialists, social workers and guidance counselors that provide services and support for students who need it, as well as maintain communication with families to apprise them of student progress and how families can work with students at home. Our support services coordinator provides a resource to families navigating the ELL services or 504 process, answering questions and helping families better understand resources available to them. In addition, to	Explore Charter school plans to implement a ELL curriculum that will allow Explore staff members to engage in more advanced dialogue with parents. Support Services Coordinators will continue to provide differentiated and appropriate support to ELLs. Spanish speaking staff members will continue to be available to guide families and arrange interpreter services as needed.

	<p>ensure non-English speaking families feel welcomed and informed, the school ensures at least one Spanish-speaking staff member is available to guide families through paperwork and/or meetings, and arranges an interpreter for family meetings upon request.</p>	
<p>Students with Disabilities</p>	<p>Explore Charter School provides robust support services for students who have a disability or require additional academic support. The school employs support services leads, learning specialists, social workers and guidance counselors that provide services and support for students who need it, as well as maintain communication with families to apprise them of student progress and how families can work with students at home. The 17-18 school year also marked the third year of an improved 12.1.1 transfer process between schools to better place students with that mandate in available classrooms throughout the network. Additionally, a support services coordinator provides a resource to families navigating the IEP or 504 process, answering questions and helping families better understand resources available to them.</p>	<p>Explore Charter School's Support Services Coordinator will continue to provide differentiated and appropriate support to students with disabilities. The SSC and the entire support team will continue to collaborate by providing resources to families navigating the IEP or 504 process, answering questions and helping families better understand resources available to them.</p>



Entry 11 Classroom Teacher and Administrator Attrition

Created: 06/28/2018 • Last updated: 07/29/2018

Report changes in teacher and administrator staffing.

Instructions for completing the Classroom Teacher and Administrator Attrition Tables

Charter schools must complete the tables titled 2017-2018 Classroom Teacher and Administrator Attrition to report changes in teacher and administrator staffing during the 2017-2018 school year. Please provide the full time equivalent (FTE) of staff on June 30, 2017; the FTE for any departed staff from July 1, 2017 through June 30, 2018; the FTE for added staff from July 1, 2017 through June 30, 2018; and the FTE of staff added in newly created positions from July 1, 2017 through June 30, 2018 using the tables provided.

1. Classroom Teacher Attrition Table

	FTE Classroom Teachers on 6/30/17	FTE Classroom Teachers Departed 7/1/17 - 6/30/18	FTE Classroom Teachers Filling Vacant Positions 7/1/17 - 6/30/18	FTE Classroom Teachers Added in New Positions 7/1/17 - 6/30/18	FTE of Classroom Teachers on 6/30/18
	46	20	26	7	41

2. Administrator Position Attrition Table

	FTE Administrative Positions on 6/30/17	FTE Administrators Departed 7/1/17 - 6/30/18	FTE Administrators Filling Vacant Positions 7/1/17 - 6/30/18	FTE Administrators Added in New Positions 7/1/17 - 6/30/18	FTE Administrative Positions on 6/30/18
	21	9	3	1	20

3. Tell your school's story

Charter schools may provide additional information in this section of the Annual Report about their respective teacher and administrator attrition rates as some teacher or administrator departures do not reflect advancement or movement within the charter school networks. Schools may provide additional detail to reflect a teacher’s advancement up the ladder to a leadership position within the network or an administrator’s movement to lead a new network charter school.

In an effort to retain and continue to professionally develop high performing teachers at Explore Upper and Lower Charter School, leadership at both schools thought creatively about how to provide pathways to leadership for high potential staff while better meeting and ensuring more targeted support of the academic needs of students. Explore had a number of upper and lower school staff members who made internal shifts. Also noteworthy is that 3 School Aides transitioned to full-time Teacher Assistant positions for Explore.

4. Charter schools must ensure that all prospective employees receive clearance through [the NYSED Office of School Personnel Review and Accountability](#) (OSPRA) prior to employment. After an employee has been cleared, schools are required to maintain proof of such clearance in the file of each employee. For the safety of all students, charter schools must take immediate steps to terminate the employment of individuals who have been denied clearance. Once the employees have been terminated, the school must terminate the request for clearance in the TEACH system.

Have all employees have been cleared through the NYSED TEACH system?

Yes

5. For perspective or current employees whose clearance has been denied, have you terminated their employment and removed them from the TEACH system?

	Yes
--	-----

Thank you

2018-2019 Explore Schools Calendar

August						
Su	Mo	Tu	We	Th	Fr	Sa
			1	2	3	4
5	6	7	8	9	10	11
12	13	14	15	16	17	18
19	20	21	22	23	24	25
26	27	28	29	30	31	

September						
Su	Mo	Tu	We	Th	Fr	Sa
						1
2	3	4	5	6	7	8
9	10	11	12	13	14	15
16	17	18	19	20	21	22
23	24	25	26	27	28	29
30						

October						
Su	Mo	Tu	We	Th	Fr	Sa
	1	2	3	4	5	6
7	8	9	10	11	12	13
14	15	16	17	18	19	20
21	22	23	24	25	26	27
28	29	30	31			

November						
Su	Mo	Tu	We	Th	Fr	Sa
				1	2	3
4	5	6	7	8	9	10
11	12	13	14	15	16	17
18	19	20	21	22	23	24
25	26	27	28	29	30	

December						
Su	Mo	Tu	We	Th	Fr	Sa
						1
2	3	4	5	6	7	8
9	10	11	12	13	14	15
16	17	18	19	20	21	22
23	24	25	26	27	28	29
30	31					

January						
Su	Mo	Tu	We	Th	Fr	Sa
		1	2	3	4	5
6	7	8	9	10	11	12
13	14	15	16	17	18	19
20	21	22	23	24	25	26
27	28	29	30	31		

February						
Su	Mo	Tu	We	Th	Fr	Sa
					1	2
3	4	5	6	7	8	9
10	11	12	13	14	15	16
17	18	19	20	21	22	23
24	25	26	27	28		

March						
Su	Mo	Tu	We	Th	Fr	Sa
					1	2
3	4	5	6	7	8	9
10	11	12	13	14	15	16
17	18	19	20	21	22	23
24	25	26	27	28	29	30
31						

April						
Su	Mo	Tu	We	Th	Fr	Sa
	1	2	3	4	5	6
7	8	9	10	11	12	13
14	15	16	17	18	19	20
21	22	23	24	25	26	27
28	29	30				

May						
Su	Mo	Tu	We	Th	Fr	Sa
			1	2	3	4
5	6	7	8	9	10	11
12	13	14	15	16	17	18
19	20	21	22	23	24	25
26	27	28	29	30	31	

June						
Su	Mo	Tu	We	Th	Fr	Sa
						1
2	3	4	5	6	7	8
9	10	11	12	13	14	15
16	17	18	19	20	21	22
23	24	25	26	27	28	29
30						

July						
Su	Mo	Tu	We	Th	Fr	Sa
	1	2	3	4	5	6
7	8	9	10	11	12	13
14	15	16	17	18	19	20
21	22	23	24	25	26	27
28	29	30	31			

Holidays (in RED text)

Sep 3	Labor Day	Dec 31-Jan 1	New Year's	May 27	Memorial Day
Nov 22-23	Thanksgiving Day	Jan 21	Martin Luther King Day	Jul 4	Independence Day
Dec 25	Christmas Day	Feb 18	Presidents' Day		

Key

	New Teacher Orientation
	Teacher Pre-Service/In-service/Post-Service Days (Students are Off)
	Half Day for Kindergarten Only
	Half Day for Students
	Students and Teachers Off
	Parent Teacher Conferences
	Staff Critical Days
	State Exams
	Network Shutdown Week: All year-round staff on vacation
	2pm Dismissal

**First Day for All New Staff: Aug 6th*
**First Day for All Returning Staff: Aug 13th*
**First Day for Kindergarten Students: Aug 27th*
**First Day for 1st-8th Grade Students: Aug 29th*
 Term 1: Aug 29 - Oct 5 (27 days)
 Term 2: Oct 15 - Dec 21 (46 days)
 Term 3: Jan 8 - Feb 15 (28 days)
 Term 4: Feb 26 - Apr 26 (42 days)
 Term 5: Apr 29 - Jun 27 (37 days)