



Entry 1 School Information and Cover Page

Created: 07/05/2018 • Last updated: 07/30/2018

Please be advised that you will need to complete this cover page (including signatures) before all of the other tasks assigned to you by your authorizer are visible on your task page. While completing this task, please ensure that you select the correct authorizer **(as of June 30, 2018)** or you may not be assigned the correct tasks.

a. SCHOOL NAME GIRLS PREP CS OF NEW YORK (SUNY TRUSTEES)

(Select name from the drop down menu)

b. CHARTER AUTHORIZER (As of June 30th, 2018) SUNY-Authorized Charter School

(For technical reasons, please re-select authorizer name from the drop down menu).

c. DISTRICT / CSD OF LOCATION NYC CSD 1

d1. SCHOOL INFORMATION

	PRIMARY ADDRESS	PHONE NUMBER	FAX NUMBER	EMAIL ADDRESS
	442 East Houston, Room 316, New York, NY 10002			

d2. PHONE CONTACT NUMBER FOR AFTER HOURS EMERGENCIES

Contact Name	Rebekah Adamek
Title	Principal
Emergency Phone Number (###-###-####)	

e. SCHOOL WEB ADDRESS (URL) <https://www.publicprep.org/our-schools/gplese>

f. DATE OF INITIAL CHARTER 08/2004

g. DATE FIRST OPENED FOR INSTRUCTION 09/2004

i. TOTAL ENROLLMENT ON JUNE 30, 2018 605


j. GRADES SERVED IN SCHOOL YEAR 2017-18

Check all that apply

Grades Served	K, 1, 2, 3, 4, 5, 6, 7, 8
---------------	---------------------------

k1. DOES THE SCHOOL CONTRACT WITH A CHARTER OR EDUCATIONAL MANAGEMENT ORGANIZATION? Yes

k2. NAME OF CMO/EMO AND ADDRESS

NAME OF CMO/EMO	Public Prep Network
PHYSICAL STREET ADDRESS	
CITY	
STATE	
ZIP CODE	
EMAIL ADDRESS	

l1. FACILITIES

Does the school maintain or operate multiple sites?

	Yes, 2 sites
--	--------------

12. SCHOOL SITES

Please list the sites where the school will operate for the upcoming school year.

	Physical Address	Phone Number	District/CSD	Grades Served at Site (K-5, 6-9, etc.)	Receives Rental Assistance	Rental Assistance for Which Grades (write N/A if applicable)
Site 1 (same as primary site)	442 East Houston, Room 316, New York, NY 10002		NYC CSD 1	K,1,2,3,4	No	
Site 2	420 East 12th Street, Room 103, New York, NY 10009		NYC CSD 1	5,6,7,8	No	
Site 3						

12a. Please provide the contact information for Site 1.

	Name	Work Phone	Alternate Phone	Email Address
School Leader	Rebekah Ademak			
Operational Leader	Mahmoud Fleary			
Compliance Contact	Danielle Keen Tschirhart			
Complaint Contact	Rebekah Ademak			
DASA Coordinator	Kamilah Pascal-Grandu			

I3. Please provide the contact information for Site 2.

	Name	Work Phone	Alternate Phone	Email Address
School Leader	Jessica Strong			
Operational Leader	Serena Ruiz			
Compliance Contact	Danielle Keen Tschirhart			
Complaint Contact	Jessica Strong			
DASA Coordinator	Lauren Faust			

m1. Are any sites in co-located space? If yes, please proceed to the next question. Yes

m2. Please list the terms of your current co-location.

	Date school will leave current co-location	Is school working with NYCDOE to expand into current space?	If so, list year expansion will occur.	Is school working with NYCDOE to move to separate space?	If so, list the proposed space and year planned for move	School at Full Capacity at Site
Site 1 (primary site)	NA	No		No		Yes
Site 2	NA	No		No		Yes
Site 3						

n1. Were there any revisions to the school's charter during the 2017-18 school year? (Please include approved or pending material and non-material charter revisions).

No

o. Name and Position of Individual(s) Who Completed this Annual Report.

Kasimeir Smith, Director of Data and Technology

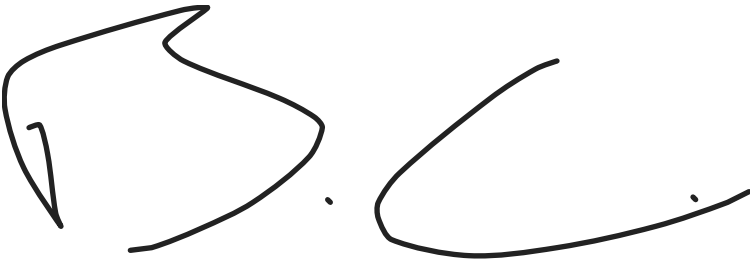
p. Our signatures (Head of School and Board President) below attest that all of the information contained herein is truthful and accurate and that this charter school is in compliance with all aspects of its charter, and with all pertinent Federal, State, and local laws, regulations, and rules. We understand that if any information in any part of this report is found to have been deliberately misrepresented, that will constitute grounds for the revocation of our charter. Check **YES if you agree and then use the mouse on your PC or the stylist on your mobile device to sign your name).**

No Responses Selected

Signature, Head of Charter School

Two handwritten signatures in black ink. The first signature on the left is cursive and appears to read 'J. B. Bradshaw'. The second signature on the right is also cursive and appears to read 'Bradshaw'.

Signature, President of the Board of Trustees

A handwritten signature in black ink, consisting of a large, stylized 'B' followed by a cursive 'S'.

Date

2018/07/30

Thank you.



Entry 2 NYS School Report Card Link

Last updated: 07/15/2018

GIRLS PREP CS OF NEW YORK (SUNY TRUSTEES)

1. CHARTER AUTHORIZER (As of SUNY-Authorized Charter School June 30th, 2018)

(For technical reasons, please re-select authorizer name from the drop down menu).

2. NEW YORK STATE REPORT CARD

<https://data.nysed.gov/reportcard.php?year=2017&instid=800000057553>

Provide a direct URL or web link to the most recent New York State School Report Card for the charter school (See <https://reportcards.nysed.gov/>).

(Charter schools completing year one will not yet have a School Report Card or link to one. Please type "URL is not available" in the space provided).



Entry 4 Expenditures per Child

Last updated: 07/18/2018

GIRLS PREP CS OF NEW YORK (SUNY TRUSTEES)Section Heading

Financial Information

This information is required of ALL charter schools. Provide the following measures of fiscal performance of the charter school in Appendix B (Total Expenditures and Administrative Expenditures Per Child):

1. Total Expenditures Per Child

To calculate **'Total Expenditures per Child'** take total expenditures (from the unaudited 2017-18 Schedule of Functional Expenses) and divide by the year end FTE student enrollment. (Integers Only. No dollar signs or commas).

Note: The information on the Schedule of Functional Expenses on pages 41-43 of the Audit Guide can help schools locate the amounts to use in the two per pupil calculations: <http://www.p12.nysed.gov/psc/AuditGuide.html>

Line 1: Total Expenditures	10308007
Line 2: Year End FTE student enrollment	645
Line 3: Divide Line 1 by Line 2	15972

2. Administrative Expenditures per Child

To calculate **'Administrative Expenditures per Child'** To calculate "Administrative Expenditures per Child" first *add* together the following:

1. Take the relevant portion from the 'personnel services cost' row and the 'management and general' column (from the unaudited 2017-18 Schedule of Functional Expenses)
2. Any contracted administrative/management fee paid to other organizations or corporations
3. Take the total from above and divide it by the year-end FTE enrollment. The relevant portion that must be included in this calculation is defined as follows:

Administrative Expenditures: Administration and management of the charter school includes the activities and personnel of the offices of the chief school officer, the finance or business offices, school operations personnel, data management and reporting, human resources, technology, etc. It also includes those administrative and management services provided by other organizations or corporations on behalf of the charter school for which the charter school pays a fee or other compensation. Do not include the FTE of personnel whose role is to directly support the instructional program.

Notes:

The information on the Schedule of Functional Expenses on pages 41-43 of the Audit Guide can help schools locate the amounts to use in the two per pupil calculations:

<http://www.p12.nysed.gov/psc/AuditGuide.html>.

Employee benefit costs or expenditures should not be reported in the above calculations.

Line 1: Relevant Personnel Services Cost (Row)	523208
Line 2: Management and General Cost (Column)	277301
Line 3: Sum of Line 1 and Line 2	800509
Line 5: Divide Line 3 by the Year End FTE student enrollment	1240

Thank you.



Charter Schools Institute
The State University of New York

GENERAL INSTRUCTIONS FOR ANNUAL BUDGET/QUARTERLY REPORT

TEMPLATE TABS

1- GRAY tab contains the Instructions




Instructions	Provides description of tabs and input requirements.
Funding by District	Charter School Tuition Rates

2- BLUE tabs require input of information

1.) Name of School	>Select school name from list. >Enter contact information.
2.) Enrollment	Enter enrollment information for Annual Budget (& Revisions) and Quarterly Actuals. Includes: >Enrollment by Grade >Enrollment by District
3.) Staffing Plan	Enter staffing plan information for Annual Budget (& Revisions) and Quarterly Actuals. Includes: >Full Time Equivalent (FTE), by Position Category, By Quarter
4.) Yearly Budget	Enter Yearly Budget information. Includes: >"Pior Year" column may be completed based upon preliminary data, and adjusted with Annual Audited data when the Quarter 2 Actuals are being submitted. (Note: Quarterly Revenue allocation may be set) >Budgeted Enrollment data and Per Pupil Revenue for the current year are populated based upon input on tab "2.) Enrollment." >Budgeted FTE for current year is populated based upon input on tab "3.) Staffing Plan." >All other sources of revenue >All expenses >Budget Revisions, as necessary and <i>approved</i> by the school's Board of Directors, should be submitted when submitting Quarterly Actuals.
5.) Balance Sheet	Enter Balance Sheet information for EdCorps. Separate schools merged into a primary EdCorp should NOT use this tab. >"Pior Year" column may be completed based upon preliminary data, and adjusted with Annual Audited data when the Quarter 2 Actuals are being submitted.

6.) Quarterly Report	Enter Actual Quarterly Report information . Includes: >Actual Enrollment data and Per Pupil Revenue for the current year are populated based upon input on tab "2.) Enrollment." >Actual FTE for current year is populated based upon input on tab "3.) Staffing Plan." >All other sources of revenue >All expenses
7.) Annual Report Requirement	Complete when submitting Actual Quarter 4.

CELL COLORS & GUIDANCE COMMENTS

-  = Enter information into the light BLUE shaded cells.
-  = Cells labeled in ORANGE containe guidance regarding the input of information.
-  = Cells containing RED triangles in the upper right corner contain "guidance comments" on that particular line item. Please "mouse-over" the triangle to reveal each comment.

Ver. 20180531

Charter Funding Alphabetical By NYS School District
*** (Sum of Charter School Basic Tuition and Supplemental Basic Tuition)**



ANNUAL BUDGET & QUARTERLY REPORT TEMPLATE

Girls Preparatory Charter School of New York

SCHOOL

Name:	Girls Preparatory Charter School of New York
-------	--

CONTACT INFORMATION

Contact Name:	Ian Rowe
Contact Title:	CEO
Contact Email:	
Contact Phone:	

REPORT PERIOD

Current Academic Year:	2018-19
Prior Academic Year:	2017-18

**GIRLS PREPARATORY CHARTER SCHOOL OF NEW YORK
2018-19**

ENROLLMENT BY GRADES

GRADES	K	1	2	3	4	5	6	7
INITIAL BUDGETED ENROLLMENT	44	62	73	83	80	80	80	73
TOTAL ENROLLMENT = 643								

ENROLLMENT BY DISTRICT

[illegible]

[illegible]

8	9	10	11	12
68				

[illegible]

PLAN - FULL TIME EQUIVALENT

STAFFING PLAN - FULL TIME EQUIVALENT ("FTE")

***NOTE:** Enter the number of FTE positions in the "blue" cells.

***NOTE:** Enter the number of FTE positions in the "blue" cells.

***NOTE:** If there are NO budget revisions at the time of quarterly submittal leave the 'REVISED' Column(s) COMPLETELY BLANK. If budget revisions ARE made, the entire "REVISED" budget columns for the affected quarter(s) must be completed on tabs 2, 3

ADMINISTRATIVE PERSONNEL FTE	ADMINISTRATIVE PERSONNEL FTE
Executive Management	Executive Management
Instructional Management	Instructional Management
Deans, Directors & Coordinators	Deans, Directors & Coordinators
CFO / Director of Finance	CFO / Director of Finance
Operation / Business Manager	Operation / Business Manager
Administrative Staff	Administrative Staff
TOTAL ADMINISTRATIVE STAFF	TOTAL ADMINISTRATIVE STAFF

PRIOR YEAR
2017-18
ACTUAL
0.0

ANNUAL BUDGETED FTE							
Q1		Q2		Q3		Q4	
Original	Revised	Original	Revised	Original	Revised	Original	Revised
2.0		2.0		2.0		2.0	
13.0		13.0		13.0		13.0	
2.0		2.0		2.0		2.0	
6.0		6.0		6.0		6.0	
23.0	0.0	23.0	0.0	23.0	0.0	23.0	0.0

INSTRUCTIONAL PERSONNEL FTE	INSTRUCTIONAL PERSONNEL FTE
Teachers - Regular	Teachers - Regular
Teachers - SPED	Teachers - SPED
Substitute Teachers	Substitute Teachers
Teaching Assistants	Teaching Assistants
Specialty Teachers	Specialty Teachers
Aides	Aides
Therapists & Counselors	Therapists & Counselors
Other	Other
TOTAL INSTRUCTIONAL	TOTAL INSTRUCTIONAL

PRIOR YEAR
2017-18
ACTUAL
0.0

ANNUAL BUDGETED FTE							
Q1		Q2		Q3		Q4	
Original	Revised	Original	Revised	Original	Revised	Original	Revised
41.0		41.0		41.0		41.0	
15.0		15.0		15.0		15.0	
0.0		0.0		0.0		0.0	
9.0		9.0		9.0		9.0	
3.0		3.0		3.0		3.0	
2.0		2.0		2.0		2.0	
70.0	0.0	70.0	0.0	70.0	0.0	70.0	0.0

NON-INSTRUCTIONAL PERSONNEL FTE	NON-INSTRUCTIONAL PERSONNEL FTE
Nurse	Nurse
Librarian	Librarian
Custodian	Custodian
Security	Security
Other	Other
TOTAL NON-INSTRUCTIONAL	TOTAL NON-INSTRUCTIONAL

PRIOR YEAR
2017-18
ACTUAL
0.0

ANNUAL BUDGETED FTE							
Q1		Q2		Q3		Q4	
Original	Revised	Original	Revised	Original	Revised	Original	Revised
0.0	0.0	0.0	0.0	0.0	0.0	0.0	0.0

TOTAL PERSONNEL SERVICE FTE	TOTAL PERSONNEL SERVICE FTE
-----------------------------	-----------------------------

0.0

93.0	0.0	93.0	0.0	93.0	0.0	93.0	0.0
------	-----	------	-----	------	-----	------	-----

**EPARATORY CHARTER SCHOOL
2018-19**

PLAN - FULL TIME EQUIVALENT

****NOTE:** Enter the number of FTE positions in the "blue" cells.*

Id be input.

****NOTE:** State the assumptions that are being made for personnel FTE levels.*

ADMINISTRATIVE PERSONNEL FTE		Description of Assumptions
	Q4	
	Actual	
Executive Management		
Instructional Management		
Deans, Directors & Coordinators		
CFO / Director of Finance		
Operation / Business Manager		
Administrative Staff		
TOTAL ADMINISTRATIVE STAFF	0.0	
INSTRUCTIONAL PERSONNEL FTE		Description of Assumptions
	Q4	
	Actual	
Teachers - Regular		
Teachers - SPED		
Substitute Teachers		
Teaching Assistants		
Specialty Teachers		
Aides		
Therapists & Counselors		
Other		
TOTAL INSTRUCTIONAL	0.0	
NON-INSTRUCTIONAL PERSONNEL FTE		Description of Assumptions
	Q4	
	Actual	
Nurse		
Librarian		
Custodian		
Security		
Other		
TOTAL NON-INSTRUCTIONAL	0.0	
TOTAL PERSONNEL SERVICE FTE	0.0	

		GIRLS PREPARATORY CHARTER SCHOOL OF NEW YORK Budget / Operating Plan 2018-19							
Total Revenue		-	3,038,017	-	-	3,188,246	-	-	3,104,246
Total Expenses		-	2,115,257	-	-	3,205,143	-	-	2,912,489
Net Income		-	922,760	-	-	(16,897)	-	-	191,757
Actual Student Enrollment		-	643	-	-	643	-	-	643
		Prior Year Actual	1st Quarter - 7/1 - 9/30			2nd Quarter - 10/1 - 12/31			3rd Quarter - 10/1 - 12/31
		2017-18 Revenue Per Pupil	Original Budget	Revised Budget	Variance	Original Budget	Revised Budget	Variance	Original Budget
REVENUE		Allocate Per Pupil Revenue by Quarter	*NOTE: If there are NO budget revisions at the time of quarterly submittal leave If budget revisions ARE made, the entire "REVISED" budget columns for the affected quarter will be zeroed out.						
REVENUES FROM STATE SOURCES		2018-19	25.0%	25.0%		25.0%	25.0%		25.0%
Per Pupil Revenue	Per Pupil Rate	PPR %/Qtr->							
NYC CHANCELLOR'S OFFICE	15,307		2,460,600	-	-	2,460,600	-	-	2,460,600
-	-		-	-	-	-	-	-	-
-	-		-	-	-	-	-	-	-
-	-		-	-	-	-	-	-	-
-	-		-	-	-	-	-	-	-
-	-		-	-	-	-	-	-	-
-	-		-	-	-	-	-	-	-
-	-		-	-	-	-	-	-	-
-	-		-	-	-	-	-	-	-
-	-		-	-	-	-	-	-	-
-	-		-	-	-	-	-	-	-
-	-		-	-	-	-	-	-	-
-	-		-	-	-	-	-	-	-
-	-		-	-	-	-	-	-	-
-	-		-	-	-	-	-	-	-
ALL OTHER School Districts: (Weighted Avg)	-		-	-	-	-	-	-	-
TOTAL Per Pupil Revenue (Weighted Average Per Pupil Funding)	15,307	-	2,460,600	-	-	2,460,600	-	-	2,460,600
Special Education Revenue			403,058		-	403,058		-	403,058
Grants									
Stimulus					-			-	
DYCD (Department of Youth and Community Development)			91,387		-	91,387		-	91,387
Other					-			-	
NYC DoE Rental Assistance									
Other					-			-	
TOTAL REVENUE FROM STATE SOURCES		-	2,955,046	-	-	2,955,046	-	-	2,955,046
REVENUE FROM FEDERAL FUNDING									
IDEA Special Needs					-	84,000		-	
Title I			32,150		-	96,450		-	96,450
Title Funding - Other			965		-	2,894		-	2,894
School Food Service (Free Lunch)					-			-	

GIRLS PREPARATORY CHARTER SCHOOL OF NEW YORK								
Budget / Operating Plan								
2018-19								
Total Revenue	-	3,038,017	-	-	3,188,246	-	-	3,104,246
Total Expenses	-	2,115,257	-	-	3,205,143	-	-	2,912,489
Net Income	-	922,760	-	-	(16,897)	-	-	191,757
Actual Student Enrollment	-	643	-	-	643	-	-	643
	Prior Year Actual	1st Quarter - 7/1 - 9/30			2nd Quarter - 10/1 - 12/31			3rd Quarter
	2017-18 Revenue Per Pupil	Original Budget	Revised Budget	Variance	Original Budget	Revised Budget	Variance	Original Budget
Grants								
Charter School Program (CSP) Planning & Implementation				-			-	
Other				-			-	
Other				-			-	
TOTAL REVENUE FROM FEDERAL SOURCES	-	33,115	-	-	183,344	-	-	99,344
LOCAL and OTHER REVENUE								
Contributions and Donations		25,000		-	25,000		-	25,000
Fundraising				-			-	
Erate Reimbursement		24,857		-	24,857		-	24,857
Earnings on Investments				-			-	
Interest Income				-			-	
Food Service (Income from meals)				-			-	
Text Book				-			-	
OTHER				-			-	
TOTAL REVENUE FROM LOCAL and OTHER SOURCES	-	49,857	-	-	49,857	-	-	49,857
TOTAL REVENUE	-	3,038,017	-	-	3,188,246	-	-	3,104,246

GIRLS PREPARATORY CHARTER SCHOOL OF NEW YORK
Budget / Operating Plan
2018-19

Total Revenue	-	3,038,017	-	-	3,188,246	-	-	3,104,246
Total Expenses	-	2,115,257	-	-	3,205,143	-	-	2,912,489
Net Income	-	922,760	-	-	(16,897)	-	-	191,757
Actual Student Enrollment	-	643	-	-	643	-	-	643

	Prior Year Actual 2017-18 Revenue Per Pupil	1st Quarter - 7/1 - 9/30			2nd Quarter - 10/1 - 12/31			3rd Quarter - 1/1 - 3/31
		Original Budget	Revised Budget	Variance	Original Budget	Revised Budget	Variance	Original Budget

EXPENSES

ADMINISTRATIVE STAFF PERSONNEL COSTS

Avg. No.
of Positions

Executive Management	-	-	-	-	-	-	-	-
Instructional Management	2.00	65,262	-	-	76,138	-	-	65,262
Deans, Directors & Coordinators	13.00	233,297	-	-	272,179	-	-	233,297
CFO / Director of Finance	-	-	-	-	-	-	-	-
Operation / Business Manager	2.00	45,503	-	-	53,087	-	-	45,503
Administrative Staff	6.00	69,534	-	-	81,123	-	-	69,534
TOTAL ADMINISTRATIVE STAFF	23.00	-	413,595	-	-	482,527	-	-

INSTRUCTIONAL PERSONNEL COSTS

Teachers - Regular	41.00	335,474	-	-	782,773	-	-	670,949
Teachers - SPED	15.00	133,750	-	-	312,083	-	-	267,499
Substitute Teachers	-	-	-	-	-	-	-	-
Teaching Assistants	-	-	-	-	-	-	-	-
Specialty Teachers	9.00	77,071	-	-	179,832	-	-	154,142
Aides	3.00	27,638	-	-	32,245	-	-	27,638
Therapists & Counselors	2.00	18,540	-	-	43,260	-	-	37,080
Other	-	26,004	-	-	37,342	-	-	32,008
TOTAL INSTRUCTIONAL	70.00	-	618,477	-	-	1,387,535	-	-

NON-INSTRUCTIONAL PERSONNEL COSTS

Nurse	-	-	-	-	-	-	-	-
Librarian	-	-	-	-	-	-	-	-
Custodian	-	-	-	-	-	-	-	-
Security	-	-	-	-	-	-	-	-
Other	-	-	-	-	-	-	-	-
TOTAL NON-INSTRUCTIONAL	-	-	-	-	-	-	-	-

SUBTOTAL PERSONNEL SERVICE COSTS

93.00	-	1,032,072	-	-	1,870,063	-	-	1,602,911
-------	---	-----------	---	---	-----------	---	---	-----------

PAYROLL TAXES AND BENEFITS

		GIRLS PREPARATORY CHARTER SCHOOL OF NEW YORK							
		Budget / Operating Plan							
		2018-19							
Total Revenue		-	3,038,017	-	-	3,188,246	-	-	3,104,246
Total Expenses		-	2,115,257	-	-	3,205,143	-	-	2,912,489
Net Income		-	922,760	-	-	(16,897)	-	-	191,757
Actual Student Enrollment		-	643	-	-	643	-	-	643
		Prior Year Actual	1st Quarter - 7/1 - 9/30			2nd Quarter - 10/1 - 12/31			3rd Quarter
		2017-18 Revenue Per Pupil	Original Budget	Revised Budget	Variance	Original Budget	Revised Budget	Variance	Original Budget
Payroll Taxes			81,290		-	142,758		-	122,364
Fringe / Employee Benefits			146,945		-	236,357		-	235,248
Retirement / Pension			15,939		-	27,992		-	23,993
TOTAL PAYROLL TAXES AND BENEFITS		-	244,175	-	-	407,107	-	-	381,606
TOTAL PERSONNEL SERVICE COSTS	93.00	-	1,276,247	-	-	2,277,170	-	-	1,984,517
CONTRACTED SERVICES									
Accounting / Audit			-		-	-		-	-
Legal			-		-	-		-	-
Management Company Fee			404,989		-	404,989		-	404,989
Nurse Services			-		-	-		-	-
Food Service / School Lunch			-		-	-		-	-
Payroll Services			10,046		-	10,046		-	10,046
Special Ed Services			563		-	1,690		-	1,690
Titllement Services (i.e. Title I)			-		-	-		-	-
Other Purchased / Professional / Consulting			25,324		-	33,724		-	33,724
TOTAL CONTRACTED SERVICES		-	440,922	-	-	450,448	-	-	450,448

GIRLS PREPARATORY CHARTER SCHOOL OF NEW YORK								
Budget / Operating Plan								
2018-19								
Total Revenue	-	3,038,017	-	-	3,188,246	-	-	3,104,246
Total Expenses	-	2,115,257	-	-	3,205,143	-	-	2,912,489
Net Income	-	922,760	-	-	(16,897)	-	-	191,757
Actual Student Enrollment	-	643	-	-	643	-	-	643
	Prior Year Actual	1st Quarter - 7/1 - 9/30			2nd Quarter - 10/1 - 12/31			3rd Quarter
	2017-18 Revenue Per Pupil	Original Budget	Revised Budget	Variance	Original Budget	Revised Budget	Variance	Original Budget
SCHOOL OPERATIONS								
Board Expenses		-		-	-		-	-
Classroom / Teaching Supplies & Materials		92,502		-	92,502		-	92,502
Special Ed Supplies & Materials		1,125		-	1,125		-	1,125
Textbooks / Workbooks		21,464		-	21,464		-	21,464
Supplies & Materials other		-		-	-		-	-
Equipment / Furniture		44,819		-	44,819		-	44,819
Telephone		-		-	-		-	-
Technology		24,302		-	24,302		-	24,302
Student Testing & Assessment		2,660		-	7,980		-	7,980
Field Trips		7,698		-	23,095		-	23,095
Transportation (student)		-		-	-		-	-
Student Services - other		28,250		-	84,750		-	84,750
Office Expense		13,500		-	13,500		-	13,500
Staff Development		53,590		-	53,590		-	53,590
Staff Recruitment		7,988		-	7,988		-	7,988
Student Recruitment / Marketing		-		-	-		-	-
School Meals / Lunch		1,110		-	3,330		-	3,330
Travel (Staff)		2,565		-	2,565		-	2,565
Fundraising		-		-	-		-	-
Other		20,425		-	20,425		-	20,425
TOTAL SCHOOL OPERATIONS	-	321,998	-	-	401,435	-	-	401,435
FACILITY OPERATION & MAINTENANCE								
Insurance		15,145		-	15,145		-	15,145
Janitorial		-		-	-		-	-
Building and Land Rent / Lease / Facility Finance Interest		-		-	-		-	-
Repairs & Maintenance		2,295		-	2,295		-	2,295
Equipment / Furniture		-		-	-		-	-
Security		-		-	-		-	-
Utilities		-		-	-		-	-
TOTAL FACILITY OPERATION & MAINTENANCE	-	17,440	-	-	17,440	-	-	17,440
DEPRECIATION & AMORTIZATION		58,650		-	58,650		-	58,650
RESERVES / CONTINGENCY				-			-	

GIRLS PREPARATORY CHARTER SCHOOL OF NEW YORK								
Budget / Operating Plan								
2018-19								
Total Revenue	-	3,038,017	-	-	3,188,246	-	-	3,104,246
Total Expenses	-	2,115,257	-	-	3,205,143	-	-	2,912,489
Net Income	-	922,760	-	-	(16,897)	-	-	191,757
Actual Student Enrollment	-	643	-	-	643	-	-	643
	Prior Year Actual	1st Quarter - 7/1 - 9/30			2nd Quarter - 10/1 - 12/31			3rd Quarter
	2017-18 Revenue Per Pupil	Original Budget	Revised Budget	Variance	Original Budget	Revised Budget	Variance	Original Budget
DEFERRED RENT								
TOTAL EXPENSES	-	<u>2,115,257</u>	-	-	<u>3,205,143</u>	-	-	<u>2,912,489</u>
NET INCOME	-	<u>922,760</u>	-	-	<u>(16,897)</u>	-	-	<u>191,757</u>

		GIRLS PREPARATORY CHARTER SCHOOL OF NEW YORK						
		Budget / Operating Plan						
		2018-19						
Total Revenue	-	3,038,017	-	-	3,188,246	-	-	3,104,246 C
Total Expenses	-	2,115,257	-	-	3,205,143	-	-	2,912,489
Net Income	-	922,760	-	-	(16,897)	-	-	191,757
Actual Student Enrollment	-	643	-	-	643	-	-	643
		Prior Year Actual 2017-18 Revenue Per Pupil	1st Quarter - 7/1 - 9/30			2nd Quarter - 10/1 - 12/31		
			Original Budget	Revised Budget	Variance	Original Budget	Revised Budget	Original Budget
ENROLLMENT - *School Districts Are Linked To Above Entries*								
Number of Districts:		-	1	-	-	1	-	1
NYC CHANCELLOR'S OFFICE		-	643	-	-	643	-	643
-		-	-	-	-	-	-	-
-		-	-	-	-	-	-	-
-		-	-	-	-	-	-	-
-		-	-	-	-	-	-	-
-		-	-	-	-	-	-	-
-		-	-	-	-	-	-	-
-		-	-	-	-	-	-	-
-		-	-	-	-	-	-	-
-		-	-	-	-	-	-	-
-		-	-	-	-	-	-	-
-		-	-	-	-	-	-	-
-		-	-	-	-	-	-	-
-		-	-	-	-	-	-	-
ALL OTHER School Districts: (Weighted Avg)		-	-	-	-	-	-	-
TOTAL ENROLLMENT		-	643	-	-	643	-	643
REVENUE PER PUPIL		-	4,725	-	-	4,958	-	4,828
EXPENSES PER PUPIL		-	3,290	-	-	4,985	-	4,530

Total Revenue	-	-	3,445,036	-	-
Total Expenses	-	-	4,026,951	-	-
Net Income	-	-	(581,915)	-	-
Actual Student Enrollment	-	-	643	-	-
	Quarter - 1/1 - 3/31		4th Quarter - 4/1 - 6/30		
	Revised Budget	Variance	Original Budget	Revised Budget	Variance
Grants					
Charter School Program (CSP) Planning & Implementation		-			-
Other		-			-
Other		-			-
TOTAL REVENUE FROM FEDERAL SOURCES	-	-	99,344	-	-
LOCAL and OTHER REVENUE					
Contributions and Donations		-	25,000		-
Fundraising		-			-
Erate Reimbursement		-	24,857		-
Earnings on Investments		-			-
Interest Income		-			-
Food Service (Income from meals)		-			-
Text Book		-	50,797		-
OTHER		-			-
TOTAL REVENUE FROM LOCAL and OTHER SOURCES	-	-	100,654	-	-
TOTAL REVENUE	-	-	3,445,036	-	-

Total Revenue			-	-	3,445,036
Total Expenses			-	-	4,026,951
Net Income			-	-	(581,915)
Actual Student Enrollment			-	-	643
			Quarter - 1/1 - 3/31		4th Quarter - 4/1 - 6/30
			Revised Budget	Variance	Original Budget
					Revised Budget
					Variance
EXPENSES					
ADMINISTRATIVE STAFF PERSONNEL COSTS		Avg. No. of Positions			
Executive Management	-			-	-
Instructional Management	2.00			-	76,138
Deans, Directors & Coordinators	13.00			-	272,179
CFO / Director of Finance	-			-	-
Operation / Business Manager	2.00			-	53,087
Administrative Staff	6.00			-	81,123
TOTAL ADMINISTRATIVE STAFF	23.00		-	-	482,527
INSTRUCTIONAL PERSONNEL COSTS					
Teachers - Regular	41.00			-	1,118,248
Teachers - SPED	15.00			-	445,832
Substitute Teachers	-			-	-
Teaching Assistants	-			-	-
Specialty Teachers	9.00			-	256,903
Aides	3.00			-	32,245
Therapists & Counselors	2.00			-	61,800
Other	-			-	81,626
TOTAL INSTRUCTIONAL	70.00		-	-	1,996,654
NON-INSTRUCTIONAL PERSONNEL COSTS					
Nurse	-			-	-
Librarian	-			-	-
Custodian	-			-	-
Security	-			-	-
Other	-			-	-
TOTAL NON-INSTRUCTIONAL	-		-	-	-
SUBTOTAL PERSONNEL SERVICE COSTS		93.00	-	-	2,479,182
PAYROLL TAXES AND BENEFITS					

Total Revenue		-	-	3,445,036	-
Total Expenses		-	-	4,026,951	-
Net Income		-	-	(581,915)	-
Actual Student Enrollment		-	-	643	-
		Quarter - 1/1 - 3/31		4th Quarter - 4/1 - 6/30	
		Revised Budget	Variance	Original Budget	Revised Budget
					Variance
Payroll Taxes			-	187,880	-
Fringe / Employee Benefits			-	324,880	-
Retirement / Pension			-	36,839	-
TOTAL PAYROLL TAXES AND BENEFITS		-	-	549,599	-
TOTAL PERSONNEL SERVICE COSTS		-	-	3,028,781	-
CONTRACTED SERVICES					
Accounting / Audit			-	19,400	-
Legal			-	-	-
Management Company Fee			-	404,989	-
Nurse Services			-	-	-
Food Service / School Lunch			-	-	-
Payroll Services			-	10,046	-
Special Ed Services			-	1,690	-
Titlement Services (i.e. Title I)			-	-	-
Other Purchased / Professional / Consulting			-	33,724	-
TOTAL CONTRACTED SERVICES		-	-	469,848	-

Total Revenue	-	-	3,445,036	-	-
Total Expenses	-	-	4,026,951	-	-
Net Income	-	-	(581,915)	-	-
Actual Student Enrollment	-	-	643	-	-
	Quarter - 1/1 - 3/31		4th Quarter - 4/1 - 6/30		
	Revised Budget	Variance	Original Budget	Revised Budget	Variance
SCHOOL OPERATIONS					
Board Expenses		-	-		-
Classroom / Teaching Supplies & Materials		-	92,502		-
Special Ed Supplies & Materials		-	1,125		-
Textbooks / Workbooks		-	72,261		-
Supplies & Materials other		-	-		-
Equipment / Furniture		-	44,819		-
Telephone		-	-		-
Technology		-	24,302		-
Student Testing & Assessment		-	7,980		-
Field Trips		-	23,095		-
Transportation (student)		-	-		-
Student Services - other		-	84,750		-
Office Expense		-	13,500		-
Staff Development		-	53,590		-
Staff Recruitment		-	7,988		-
Student Recruitment / Marketing		-	-		-
School Meals / Lunch		-	3,330		-
Travel (Staff)		-	2,565		-
Fundraising		-	-		-
Other		-	20,425		-
TOTAL SCHOOL OPERATIONS	-	-	452,232	-	-
FACILITY OPERATION & MAINTENANCE					
Insurance		-	15,145		-
Janitorial		-	-		-
Building and Land Rent / Lease / Facility Finance Interest		-	-		-
Repairs & Maintenance		-	2,295		-
Equipment / Furniture		-	-		-
Security		-	-		-
Utilities		-	-		-
TOTAL FACILITY OPERATION & MAINTENANCE	-	-	17,440	-	-
DEPRECIATION & AMORTIZATION		-	58,650		-
RESERVES / CONTINGENCY		-			-

Total Revenue	-	-	3,445,036	-	-
Total Expenses	-	-	4,026,951	-	-
Net Income	-	-	(581,915)	-	-
Actual Student Enrollment	-	-	643	-	-
	Quarter - 1/1 - 3/31		4th Quarter - 4/1 - 6/30		
	Revised Budget	Variance	Original Budget	Revised Budget	Variance
DEFERRED RENT					
TOTAL EXPENSES	-	-	4,026,951	-	-
NET INCOME	-	-	(581,915)	-	-

Total Revenue	Quarter - 1/1 - 3/31		-	3,445,036	-
Total Expenses	-		-	4,026,951	-
Net Income	-		-	(581,915)	-
Actual Student Enrollment	-		-	643	-
	Quarter - 1/1 - 3/31		4th Quarter - 4/1 - 6/30		
	Revised		Original	Revised	
	Budget	Variance	Budget	Budget	Variance
ENROLLMENT - *School Districts Are Linked To Above Entries*					
Number of Districts:	-	-	1	-	-
NYC CHANCELLOR'S OFFICE	-	-	643	-	-
-	-	-	-	-	-
-	-	-	-	-	-
-	-	-	-	-	-
-	-	-	-	-	-
-	-	-	-	-	-
-	-	-	-	-	-
-	-	-	-	-	-
-	-	-	-	-	-
-	-	-	-	-	-
-	-	-	-	-	-
-	-	-	-	-	-
-	-	-	-	-	-
-	-	-	-	-	-
-	-	-	-	-	-
-	-	-	-	-	-
ALL OTHER School Districts: (Weighted Avg)	-	-	-	-	-
TOTAL ENROLLMENT	=	=	643	=	=
REVENUE PER PUPIL	=	=	5,358	=	=
EXPENSES PER PUPIL	=	=	6,263	=	=

		GIRLS PREPARATORY CHARTER SCHOOL OF NEW YORK Budget / Operating Plan 2018-19					DESCRIPTION OF ASSUMPTIONS
Total Revenue		12,775,546	12,775,546	-	12,775,546	12,775,546	
Total Expenses		12,259,840	12,259,840	-	(12,259,840)	(12,259,840)	
Net Income		515,706	515,706	-	515,706	515,706	
Actual Student Enrollment							
		Total Year			VARIANCE		
		Original Budget	Revised Budget	Variance	Original Budget vs. PY Budget	Revised Budget vs. PY Budget	
REVENUE							
REVENUES FROM STATE SOURCES							
Per Pupil Revenue		2018-19 Per Pupil Rate					
NYC CHANCELLOR'S OFFICE		15,307					
-		-	-	-	-	-	
-		-	-	-	-	-	
-		-	-	-	-	-	
-		-	-	-	-	-	
-		-	-	-	-	-	
-		-	-	-	-	-	
-		-	-	-	-	-	
-		-	-	-	-	-	
-		-	-	-	-	-	
-		-	-	-	-	-	
-		-	-	-	-	-	
-		-	-	-	-	-	
-		-	-	-	-	-	
-		-	-	-	-	-	
ALL OTHER School Districts: (Weighted Avg)		-	-	-	-	-	
TOTAL Per Pupil Revenue (Weighted Average Per Pupil Funding)		15,307					
Special Education Revenue							
Grants							
Stimulus		-	-	-	-	-	
DYCD (Department of Youth and Community Development)		365,548	365,548	-	365,548	365,548	
Other		-	-	-	-	-	
NYC DoE Rental Assistance		-	-	-	-	-	
Other		289,993	289,993	-	289,993	289,993	
TOTAL REVENUE FROM STATE SOURCES		12,110,175	12,110,175	-	12,110,175	12,110,175	
REVENUE FROM FEDERAL FUNDING							
IDEA Special Needs		84,000	84,000	-	84,000	84,000	
Title I		321,500	321,500	-	321,500	321,500	
Title Funding - Other		9,645	9,645	-	9,645	9,645	
School Food Service (Free Lunch)		-	-	-	-	-	

GIRLS PREPARATORY CHARTER SCHOOL OF NEW YORK
Budget / Operating Plan

2018-19

Total Revenue	12,775,546	12,775,546	-	12,775,546	12,775,546
Total Expenses	12,259,840	12,259,840	-	(12,259,840)	(12,259,840)
Net Income	515,706	515,706	-	515,706	515,706
Actual Student Enrollment					
	Total Year			VARIANCE	
	Original Budget	Revised Budget	Variance	Original Budget vs. PY Budget	Revised Budget vs. PY Budget
Grants					
Charter School Program (CSP) Planning & Implementation	-	-	-	-	-
Other	-	-	-	-	-
Other	-	-	-	-	-
TOTAL REVENUE FROM FEDERAL SOURCES	415,145	415,145	-	415,145	415,145
LOCAL and OTHER REVENUE					
Contributions and Donations	100,000	100,000	-	100,000	100,000
Fundraising	-	-	-	-	-
Erate Reimbursement	99,429	99,429	-	99,429	99,429
Earnings on Investments	-	-	-	-	-
Interest Income	-	-	-	-	-
Food Service (Income from meals)	-	-	-	-	-
Text Book	50,797	50,797	-	50,797	50,797
OTHER	-	-	-	-	-
TOTAL REVENUE FROM LOCAL and OTHER SOURCES	250,226	250,226	-	250,226	250,226
TOTAL REVENUE	12,775,546	12,775,546	-	12,775,546	12,775,546

DESCRIPTION OF ASSUMPTIONS

GIRLS PREPARATORY CHARTER SCHOOL OF NEW YORK
Budget / Operating Plan

2018-19

Total Revenue	12,775,546	12,775,546	-	12,775,546	12,775,546
Total Expenses	12,259,840	12,259,840	-	(12,259,840)	(12,259,840)
Net Income	515,706	515,706	-	515,706	515,706

Actual Student Enrollment

Total Year			VARIANCE		DESCRIPTION OF ASSUMPTIONS
Original Budget	Revised Budget	Variance	Original Budget vs. PY Budget	Revised Budget vs. PY Budget	

EXPENSES

ADMINISTRATIVE STAFF PERSONNEL COSTS

Avg. No.
of Positions

Executive Management	-	-	-	-	-
Instructional Management	2.00	282,800	282,800	(282,800)	(282,800)
Deans, Directors & Coordinators	13.00	1,010,952	1,010,952	(1,010,952)	(1,010,952)
CFO / Director of Finance	-	-	-	-	-
Operation / Business Manager	2.00	197,180	197,180	(197,180)	(197,180)
Administrative Staff	6.00	301,312	301,312	(301,312)	(301,312)
TOTAL ADMINISTRATIVE STAFF	23.00	1,792,244	1,792,244	(1,792,244)	(1,792,244)

INSTRUCTIONAL PERSONNEL COSTS

Teachers - Regular	41.00	2,907,444	2,907,444	(2,907,444)	(2,907,444)
Teachers - SPED	15.00	1,159,164	1,159,164	(1,159,164)	(1,159,164)
Substitute Teachers	-	-	-	-	-
Teaching Assistants	-	-	-	-	-
Specialty Teachers	9.00	667,948	667,948	(667,948)	(667,948)
Aides	3.00	119,767	119,767	(119,767)	(119,767)
Therapists & Counselors	2.00	160,680	160,680	(160,680)	(160,680)
Other	-	176,980	176,980	(176,980)	(176,980)
TOTAL INSTRUCTIONAL	70.00	5,191,983	5,191,983	(5,191,983)	(5,191,983)

NON-INSTRUCTIONAL PERSONNEL COSTS

Nurse	-	-	-	-	-
Librarian	-	-	-	-	-
Custodian	-	-	-	-	-
Security	-	-	-	-	-
Other	-	-	-	-	-
TOTAL NON-INSTRUCTIONAL	-	-	-	-	-

SUBTOTAL PERSONNEL SERVICE COSTS

93.00

6,984,227	6,984,227	-	(6,984,227)	(6,984,227)
-----------	-----------	---	-------------	-------------

PAYROLL TAXES AND BENEFITS

GIRLS PREPARATORY CHARTER SCHOOL OF NEW YORK
Budget / Operating Plan

2018-19

Total Revenue	12,775,546	12,775,546	-	12,775,546	12,775,546
Total Expenses	12,259,840	12,259,840	-	(12,259,840)	(12,259,840)
Net Income	515,706	515,706	-	515,706	515,706
Actual Student Enrollment					
	Total Year			VARIANCE	
	Original Budget	Revised Budget	Variance	Original Budget vs. PY Budget	Revised Budget vs. PY Budget
Payroll Taxes	534,293	534,293	-	(534,293)	(534,293)
Fringe / Employee Benefits	943,430	943,430	-	(943,430)	(943,430)
Retirement / Pension	104,763	104,763	-	(104,763)	(104,763)
TOTAL PAYROLL TAXES AND BENEFITS	1,582,487	1,582,487	-	(1,582,487)	(1,582,487)
TOTAL PERSONNEL SERVICE COSTS	8,566,714	8,566,714	-	(8,566,714)	(8,566,714)
CONTRACTED SERVICES					
Accounting / Audit	19,400	19,400	-	(19,400)	(19,400)
Legal	-	-	-	-	-
Management Company Fee	1,619,956	1,619,956	-	(1,619,956)	(1,619,956)
Nurse Services	-	-	-	-	-
Food Service / School Lunch	-	-	-	-	-
Payroll Services	40,183	40,183	-	(40,183)	(40,183)
Special Ed Services	5,632	5,632	-	(5,632)	(5,632)
Titlement Services (i.e. Title I)	-	-	-	-	-
Other Purchased / Professional / Consulting	126,496	126,496	-	(126,496)	(126,496)
TOTAL CONTRACTED SERVICES	1,811,666	1,811,666	-	(1,811,666)	(1,811,666)

DESCRIPTION OF ASSUMPTIONS

GIRLS PREPARATORY CHARTER SCHOOL OF NEW YORK
Budget / Operating Plan

2018-19

Total Revenue	12,775,546	12,775,546	-	12,775,546	12,775,546
Total Expenses	12,259,840	12,259,840	-	(12,259,840)	(12,259,840)
Net Income	515,706	515,706	-	515,706	515,706

Actual Student Enrollment

Total Year			VARIANCE	
Original Budget	Revised Budget	Variance	Original Budget vs. PY Budget	Revised Budget vs. PY Budget

DESCRIPTION OF ASSUMPTIONS

SCHOOL OPERATIONS

Board Expenses	-	-	-	-	-
Classroom / Teaching Supplies & Materials	370,007	370,007	-	(370,007)	(370,007)
Special Ed Supplies & Materials	4,500	4,500	-	(4,500)	(4,500)
Textbooks / Workbooks	136,653	136,653	-	(136,653)	(136,653)
Supplies & Materials other	-	-	-	-	-
Equipment / Furniture	179,274	179,274	-	(179,274)	(179,274)
Telephone	-	-	-	-	-
Technology	97,208	97,208	-	(97,208)	(97,208)
Student Testing & Assessment	26,600	26,600	-	(26,600)	(26,600)
Field Trips	76,984	76,984	-	(76,984)	(76,984)
Transportation (student)	-	-	-	-	-
Student Services - other	282,500	282,500	-	(282,500)	(282,500)
Office Expense	54,000	54,000	-	(54,000)	(54,000)
Staff Development	214,360	214,360	-	(214,360)	(214,360)
Staff Recruitment	31,952	31,952	-	(31,952)	(31,952)
Student Recruitment / Marketing	-	-	-	-	-
School Meals / Lunch	11,100	11,100	-	(11,100)	(11,100)
Travel (Staff)	10,260	10,260	-	(10,260)	(10,260)
Fundraising	-	-	-	-	-
Other	81,702	81,702	-	(81,702)	(81,702)
TOTAL SCHOOL OPERATIONS	1,577,099	1,577,099	-	(1,577,099)	(1,577,099)

FACILITY OPERATION & MAINTENANCE

Insurance	60,580	60,580	-	(60,580)	(60,580)
Janitorial	-	-	-	-	-
Building and Land Rent / Lease / Facility Finance Interest	-	-	-	-	-
Repairs & Maintenance	9,180	9,180	-	(9,180)	(9,180)
Equipment / Furniture	-	-	-	-	-
Security	-	-	-	-	-
Utilities	-	-	-	-	-
TOTAL FACILITY OPERATION & MAINTENANCE	69,760	69,760	-	(69,760)	(69,760)

DEPRECIATION & AMORTIZATION

RESERVES / CONTINGENCY	-	Page 29 of 65-	-	-	-
-------------------------------	---	----------------	---	---	---

GIRLS PREPARATORY CHARTER SCHOOL OF NEW YORK
Budget / Operating Plan

2018-19

Total Revenue	12,775,546	12,775,546	-	12,775,546	12,775,546
Total Expenses	12,259,840	12,259,840	-	(12,259,840)	(12,259,840)
Net Income	515,706	515,706	-	515,706	515,706
Actual Student Enrollment					
	Total Year			VARIANCE	
	Original Budget	Revised Budget	Variance	Original Budget vs. PY Budget	Revised Budget vs. PY Budget
DEFERRED RENT					
TOTAL EXPENSES	<u>12,259,840</u>	<u>12,259,840</u>	-	<u>(12,259,840)</u>	<u>(12,259,840)</u>
NET INCOME	<u>515,706</u>	<u>515,706</u>	-	<u>515,706</u>	<u>515,706</u>

DESCRIPTION OF ASSUMPTIONS

		GIRLS PREPARATORY CHARTER SCHOOL OF NEW YORK						DESCRIPTION OF ASSUMPTIONS
		Budget / Operating Plan						
		2018-19						
Total Revenue		12,775,546	12,775,546	-	12,775,546	12,775,546		
Total Expenses		12,259,840	12,259,840	-	(12,259,840)	(12,259,840)		
Net Income		515,706	515,706	-	515,706	515,706		
Actual Student Enrollment								
		Total Year			VARIANCE		DESCRIPTION OF ASSUMPTIONS	
		Original Budget	Revised Budget	Variance	Original Budget vs. PY Budget	Revised Budget vs. PY Budget		
ENROLLMENT - *School Districts Are Linked To Above Entries*								
Number of Districts:								
NYC CHANCELLOR'S OFFICE								
-								
-								
-								
-								
-								
-								
-								
-								
-								
-								
-								
ALL OTHER School Districts: (Weighted Avg)								
TOTAL ENROLLMENT								
REVENUE PER PUPIL								
EXPENSES PER PUPIL								

GIRLS PREPARATORY CHARTER SCHOOL OF NEW YORK								
Budget / Operating Plan								
2018-19								
Total Revenue	-	3,038,017	-	-	3,188,246	-	-	3,104,246
Total Expenses	-	2,115,257	-	-	3,205,143	-	-	2,912,489
Net Income	-	922,760	-	-	(16,897)	-	-	191,757
Actual Student Enrollment	-	643	-	-	643	-	-	643
	Prior Year Actual	1st Quarter - 7/1 - 9/30			2nd Quarter - 10/1 - 12/31			3rd Quarter
	2017-18 Revenue Per Pupil	Original Budget	Revised Budget	Variance	Original Budget	Revised Budget	Variance	Original Budget
CASH FLOW ADJUSTMENTS								
OPERATING ACTIVITIES {enter descriptions below}								
Add Back Depreciation	-	58,650	-	-	58,650	-	-	58,650
Other	-	-	-	-	-	-	-	-
Total Operating Activities	-	58,650	-	-	58,650	-	-	58,650
INVESTMENT ACTIVITIES {enter descriptions below}								
Subtract Property and Equipment Expenditures	-	(33,672)	-	-	(33,672)	-	-	(33,672)
Other	-	-	-	-	-	-	-	-
Total Investment Activities	-	(33,672)	-	-	(33,672)	-	-	(33,672)
FINANCING ACTIVITIES {enter descriptions below}								
Example - Add Expected Proceeds from a Loan or Line of Credit	-	-	-	-	-	-	-	-
Other	-	-	-	-	-	-	-	-
Total Financing Activities	-	-	-	-	-	-	-	-
Total Cash Flow Adjustments	-	24,978	-	-	24,978	-	-	24,978
NET INCOME	-	947,738	-	-	8,081	-	-	216,735
Beginning Cash Balance	614,499	614,499	-	-	1,562,237	-	-	1,570,319
ENDING CASH BALANCE	614,499	1,562,237	-	-	1,570,319	-	-	1,787,053

Total Revenue	-	-	3,445,036	-	-
Total Expenses	-	-	4,026,951	-	-
Net Income	-	-	(581,915)	-	-
Actual Student Enrollment	-	-	643	-	-
	Quarter - 1/1 - 3/31		4th Quarter - 4/1 - 6/30		
	Revised Budget	Variance	Original Budget	Revised Budget	Variance
CASH FLOW ADJUSTMENTS					
OPERATING ACTIVITIES <i>{enter descriptions below}</i>					
Add Back Depreciation	-	-	58,650	-	-
Other	-	-	-	-	-
Total Operating Activities	-	-	58,650	-	-
INVESTMENT ACTIVITIES <i>{enter descriptions below}</i>					
Subtract Property and Equipment Expenditures	-	-	(33,672)	-	-
Other	-	-	-	-	-
Total Investment Activities	-	-	(33,672)	-	-
FINANCING ACTIVITIES <i>{enter descriptions below}</i>					
Example - Add Expected Proceeds from a Loan or Line of Credit	-	-	-	-	-
Other	-	-	-	-	-
Total Financing Activities	-	-	-	-	-
Total Cash Flow Adjustments	-	-	24,978	-	-
NET INCOME	-	-	(556,937)	-	-
Beginning Cash Balance	-	-	1,787,053	-	-
ENDING CASH BALANCE	-	-	1,230,117	-	-

GIRLS PREPARATORY CHARTER SCHOOL OF NEW YORK
Budget / Operating Plan

2018-19

Total Revenue	12,775,546	12,775,546	-	12,775,546	12,775,546
Total Expenses	12,259,840	12,259,840	-	(12,259,840)	(12,259,840)
Net Income	515,706	515,706	-	515,706	515,706

Actual Student Enrollment

Total Year			VARIANCE	
Original Budget	Revised Budget	Variance	Original Budget vs. PY Budget	Revised Budget vs. PY Budget

DESCRIPTION OF ASSUMPTIONS

CASH FLOW ADJUSTMENTS

OPERATING ACTIVITIES *{enter descriptions below}*

Add Back Depreciation

Other

Total Operating Activities

INVESTMENT ACTIVITIES *{enter descriptions below}*

Subtract Property and Equipment Expenditures

Other

Total Investment Activities

FINANCING ACTIVITIES *{enter descriptions below}*

Example - Add Expected Proceeds from a Loan or Line of Credit

Other

Total Financing Activities

Total Cash Flow Adjustments

NET INCOME

Beginning Cash Balance

ENDING CASH BALANCE

234,600	234,600	-	234,600	234,600
-	-	-	-	-
234,600	234,600	-	234,600	234,600
(134,688)	(134,688)	-	(134,688)	(134,688)
-	-	-	-	-
(134,688)	(134,688)	-	(134,688)	(134,688)
-	-	-	-	-
-	-	-	-	-
-	-	-	-	-
99,912	99,912	-	99,912	99,912
615,618	615,618	-	615,618	615,618
614,499	614,499	-	-	-
1,230,117	1,230,117	-	615,618	615,618

GIRLS PREPARATORY CHARTER SCHOOL OF NEW YORK

BALANCE SHEET

2018-19

Please enter balance sheet data for the Ed Corp
Public Preparatory Charter School Academies (Combined)
only on this template.

The balance sheet should include data for
all charter schools operated by the Ed Corp.

	Prior Year	Q1	Q2	Q3	Q4
	2017-18	As of 9/30	As of 12/31	As of 3/31	As of 6/30
<u>ASSETS</u>					
<u>CURRENT ASSETS</u>					
Cash and cash equivalents	-	-	-	-	-
Grants and contracts receivable	-	-	-	-	-
Accounts receivables	-	-	-	-	-
Prepaid Expenses	-	-	-	-	-
Contributions and other receivables	-	-	-	-	-
TOTAL CURRENT ASSETS	-	-	-	-	-
<u>PROPERTY, BUILDING AND EQUIPMENT, net</u>	-	-	-	-	-
<u>OTHER ASSETS</u>	-	-	-	-	-
TOTAL ASSETS	-	-	-	-	-
<u>LIABILITIES AND NET ASSETS</u>					
<u>CURRENT LIABILITIES</u>					
Accounts payable and accrued expenses	-	-	-	-	-
Accrued payroll and benefits	-	-	-	-	-
Deferred Revenue	-	-	-	-	-
Current maturities of long-term debt	-	-	-	-	-
Short Term Debt - Bonds, Notes Payable	-	-	-	-	-
Other	-	-	-	-	-
TOTAL CURRENT LIABILITIES	-	-	-	-	-
<u>LONG-TERM DEBT and NOTES PAYABLE, net current maturities</u>	-	-	-	-	-
TOTAL LIABILITIES	-	-	-	-	-
<u>NET ASSETS</u>					
Unrestricted	-	-	-	-	-
Temporarily restricted	-	-	-	-	-
TOTAL NET ASSETS	-	-	-	-	-
TOTAL LIABILITIES AND NET ASSETS	-	-	-	-	-

Budget / Operating Plan

Total Revenue	-	3,038,017	-	-	3,188,246	-	-
Total Expenses	-	2,115,257	-	-	3,205,143	-	-
Net Income	-	922,760	-	-	(16,897)	-	-
Actual Student Enrollment	-	643	-	-	643	-	-

3rd C

Actual	Current Budget	Variance	Actual	Current Budget	Variance	Actual
--------	----------------	----------	--------	----------------	----------	--------

2018-19
Per Pupil Rate[illegible]

Charter School Program (CSP) Planning & Implementation

Pac

GIRLS PREPARATORY CHARTER SCHO

Budget / Operating Plan

2018-19

Total Revenue	-	3,038,017	-	-	3,188,246	-	-
Total Expenses	-	2,115,257	-	-	3,205,143	-	-
Net Income	-	922,760	-	-	(16,897)	-	-
Actual Student Enrollment	-	643	-	-	643	-	-

	1st Quarter - 7/1 - 9/30			2nd Quarter - 10/1 - 12/31			3rd Quarter
	Actual	Current Budget	Variance	Actual	Current Budget	Variance	Actual
*NOTE: Enrollment, Revenue and Expenditure Data IN the 'Total and Variance Analysis' Section is Based on LAST ACTUAL Quarter Completed							
Other		-	-		-	-	
Other		-	-		-	-	
TOTAL REVENUE FROM FEDERAL SOURCES	-	33,115	-	-	183,344	-	-
LOCAL and OTHER REVENUE							
Contributions and Donations		25,000	-		25,000	-	
Fundraising		-	-		-	-	
Erate Reimbursement		24,857	-		24,857	-	
Earnings on Investments		-	-		-	-	
Interest Income		-	-		-	-	
Food Service (Income from meals)		-	-		-	-	
Text Book		-	-		-	-	
OTHER		-	-		-	-	
TOTAL REVENUE FROM LOCAL and OTHER SOURCES	-	49,857	-	-	49,857	-	-
TOTAL REVENUE	-	3,038,017	-	-	3,188,246	-	-

GIRLS PREPARATORY CHARTER SCHO

Budget / Operating Plan

2018-19

Total Revenue	- 3,038,017	-	- 3,188,246	-	-
Total Expenses	- 2,115,257	-	- 3,205,143	-	-
Net Income	- 922,760	-	- (16,897)	-	-
Actual Student Enrollment	- 643	-	- 643	-	-

*NOTE: Enrollment, Revenue and Expenditure Data IN the 'Total and Variance Analysis' Section is Based on LAST ACTUAL Quarter Completed	1st Quarter - 7/1 - 9/30			2nd Quarter - 10/1 - 12/31			3rd Quarter
	Actual	Current Budget	Variance	Actual	Current Budget	Variance	Actual

EXPENSES

ADMINISTRATIVE STAFF PERSONNEL COSTS

	Quarter 0 No. of Positions						
Executive Management	-		-		-	-	
Instructional Management	-		65,262		76,138	-	
Deans, Directors & Coordinators	-		233,297		272,179	-	
CFO / Director of Finance	-		-		-	-	
Operation / Business Manager	-		45,503		53,087	-	
Administrative Staff	-		69,534		81,123	-	
TOTAL ADMINISTRATIVE STAFF	-		- 413,595		- 482,527	-	

INSTRUCTIONAL PERSONNEL COSTS

Teachers - Regular	-		335,474		782,773	-	
Teachers - SPED	-		133,750		312,083	-	
Substitute Teachers	-		-		-	-	
Teaching Assistants	-		-		-	-	
Specialty Teachers	-		77,071		179,832	-	
Aides	-		27,638		32,245	-	
Therapists & Counselors	-		18,540		43,260	-	
Other	-		26,004		37,342	-	
TOTAL INSTRUCTIONAL	-		- 618,477		- 1,387,535	-	

NON-INSTRUCTIONAL PERSONNEL COSTS

Nurse	-		-		-	-	
Librarian	-		-		-	-	
Custodian	-		-		-	-	
Security	-		-		-	-	
Other	-		-		-	-	
TOTAL NON-INSTRUCTIONAL	-		-		-	-	

SUBTOTAL PERSONNEL SERVICE COSTS

	-		- 1,032,072		- 1,870,063	-	
--	---	--	-------------	--	-------------	---	--

PAYROLL TAXES AND BENEFITS

Payroll Taxes		81,290	-		142,758	-	
Fringe / Employee Benefits		146,945	-		236,357	-	
Retirement / Pension		15,939	-		27,992	-	
TOTAL PAYROLL TAXES AND BENEFITS		- 244,175	-		- 407,107	-	

GIRLS PREPARATORY CHARTER SCHO

Budget / Operating Plan

2018-19

Total Revenue	- 3,038,017	-	- 3,188,246	-	-
Total Expenses	- 2,115,257	-	- 3,205,143	-	-
Net Income	- 922,760	-	- (16,897)	-	-
Actual Student Enrollment	- 643	-	- 643	-	-

*NOTE: Enrollment, Revenue and Expenditure Data IN the 'Total and Variance Analysis' Section is Based on LAST ACTUAL Quarter Completed		1st Quarter - 7/1 - 9/30			2nd Quarter - 10/1 - 12/31			3rd Quarter
		Actual	Current Budget	Variance	Actual	Current Budget	Variance	Actual
TOTAL PERSONNEL SERVICE COSTS	-	-	1,276,247	-	-	2,277,170	-	-
CONTRACTED SERVICES								
Accounting / Audit			-	-		-	-	
Legal			-	-		-	-	
Management Company Fee			404,989	-		404,989	-	
Nurse Services			-	-		-	-	
Food Service / School Lunch			-	-		-	-	
Payroll Services			10,046	-		10,046	-	
Special Ed Services			563	-		1,690	-	
Titlement Services (i.e. Title I)			-	-		-	-	
Other Purchased / Professional / Consulting			25,324	-		33,724	-	
TOTAL CONTRACTED SERVICES		-	440,922	-	-	450,448	-	-

GIRLS PREPARATORY CHARTER SCHO

Budget / Operating Plan

2018-19

Total Revenue	- 3,038,017	-	- 3,188,246	-	-
Total Expenses	- 2,115,257	-	- 3,205,143	-	-
Net Income	- 922,760	-	- (16,897)	-	-
Actual Student Enrollment	- 643	-	- 643	-	-

*NOTE: Enrollment, Revenue and Expenditure Data IN the 'Total and Variance Analysis' Section is Based on LAST ACTUAL Quarter Completed	1st Quarter - 7/1 - 9/30			2nd Quarter - 10/1 - 12/31			3rd Quarter
	Actual	Current Budget	Variance	Actual	Current Budget	Variance	Actual
SCHOOL OPERATIONS							
Board Expenses		-	-		-	-	
Classroom / Teaching Supplies & Materials		92,502	-		92,502	-	
Special Ed Supplies & Materials		1,125	-		1,125	-	
Textbooks / Workbooks		21,464	-		21,464	-	
Supplies & Materials other		-	-		-	-	
Equipment / Furniture		44,819	-		44,819	-	
Telephone		-	-		-	-	
Technology		24,302	-		24,302	-	
Student Testing & Assessment		2,660	-		7,980	-	
Field Trips		7,698	-		23,095	-	
Transportation (student)		-	-		-	-	
Student Services - other		28,250	-		84,750	-	
Office Expense		13,500	-		13,500	-	
Staff Development		53,590	-		53,590	-	
Staff Recruitment		7,988	-		7,988	-	
Student Recruitment / Marketing		-	-		-	-	
School Meals / Lunch		1,110	-		3,330	-	
Travel (Staff)		2,565	-		2,565	-	
Fundraising		-	-		-	-	
Other		20,425	-		20,425	-	
TOTAL SCHOOL OPERATIONS	-	321,998	-	-	401,435	-	-
FACILITY OPERATION & MAINTENANCE							
Insurance		15,145	-		15,145	-	
Janitorial		-	-		-	-	
Building and Land Rent / Lease / Facility Finance Interest		-	-		-	-	
Repairs & Maintenance		2,295	-		2,295	-	
Equipment / Furniture		-	-		-	-	
Security		-	-		-	-	
Utilities		-	-		-	-	
TOTAL FACILITY OPERATION & MAINTENANCE	-	17,440	-	-	17,440	-	-
DEPRECIATION & AMORTIZATION		58,650	-		58,650	-	
RESERVES / CONTINGENCY		-	-		-	-	
DEFERRED RENT							

GIRLS PREPARATORY CHARTER SCHO

Budget / Operating Plan

2018-19

Total Revenue	-	3,038,017	-	-	3,188,246	-	-
Total Expenses	-	2,115,257	-	-	3,205,143	-	-
Net Income	-	922,760	-	-	(16,897)	-	-
Actual Student Enrollment	-	643	-	-	643	-	-

*NOTE: Enrollment, Revenue and Expenditure Data IN the 'Total and Variance Analysis' Section is Based on LAST ACTUAL Quarter Completed	1st Quarter - 7/1 - 9/30			2nd Quarter - 10/1 - 12/31			3rd Quarter
	Actual	Current Budget	Variance	Actual	Current Budget	Variance	Actual
TOTAL EXPENSES	-	2,115,257	-	-	3,205,143	-	-
NET INCOME	-	922,760	-	-	(16,897)	-	-

GIRLS PREPARATORY CHARTER SCHOOL									
Budget / Operating Plan									
2018-19									
Total Revenue	-	3,038,017	-	-	3,188,246	-	-	-	-
Total Expenses	-	2,115,257	-	-	3,205,143	-	-	-	-
Net Income	-	922,760	-	-	(16,897)	-	-	-	3rd C
Actual Student Enrollment	-	643	-	-	643	-	-	-	-
*NOTE: Enrollment, Revenue and Expenditure Data IN the 'Total and Variance Analysis' Section is Based on LAST ACTUAL Quarter Completed				1st Quarter - 7/1 - 9/30			2nd Quarter - 10/1 - 12/31		
				Actual	Current Budget	Variance	Actual	Current Budget	Variance
									Actual
ENROLLMENT - *School Districts Are Linked To Above Entries*				-	643	-	-	643	-
NYC CHANCELLOR'S OFFICE				-	-	-	-	-	-
-				-	-	-	-	-	-
-				-	-	-	-	-	-
-				-	-	-	-	-	-
-				-	-	-	-	-	-
-				-	-	-	-	-	-
-				-	-	-	-	-	-
-				-	-	-	-	-	-
-				-	-	-	-	-	-
-				-	-	-	-	-	-
-				-	-	-	-	-	-
-				-	-	-	-	-	-
-				-	-	-	-	-	-
-				-	-	-	-	-	-
-				-	-	-	-	-	-
ALL OTHER School Districts: (Count = 0)				-	-	-	-	-	-
TOTAL ENROLLMENT				-	643	-	-	643	-
REVENUE PER PUPIL				-	4,725	-	-	4,958	-
EXPENSES PER PUPIL				-	3,290	-	-	4,985	-

COL OF NEW YORK

n

Total Revenue	3,104,246	-	-	3,445,036	-
Total Expenses	2,912,489	-	-	4,026,951	-
Net Income	191,757	-	-	(581,915)	-
Actual Student Enrollment	643	-	-	643	-

*NOTE: Enrollment, Revenue and Expenditure Data IN the 'Total and Variance Analysis' Section is Based on LAST ACTUAL Quarter Completed	Quarter - 1/1 - 3/31		4th Quarter - 4/1 - 6/30		
	Current Budget	Variance	Actual	Current Budget	Variance

REVENUE

REVENUES FROM STATE SOURCES

Per Pupil Revenue

2018-19
Per Pupil Rate

NYC CHANCELLOR'S OFFICE

-

-

-

-

-

-

-

-

-

-

-

-

-

-

-

-

-

-

-

-

-

-

-

-

-

-

-

-

-

-

-

ALL OTHER School Districts: (Count = 0)

TOTAL Per Pupil Revenue (Weighted Average Per Pupil Funding)

Special Education Revenue

Grants

Stimulus

DYCD (Department of Youth and Community Development)

Other

NYC DoE Rental Assistance

Other

TOTAL REVENUE FROM STATE SOURCES

REVENUE FROM FEDERAL FUNDING

IDEA Special Needs

Title I

Title Funding - Other

School Food Service (Free Lunch)

Grants

Charter School Program (CSP) Planning & Implementation

SCHOOL OF NEW YORK					
n					
Total Revenue	3,104,246	-	-	3,445,036	-
Total Expenses	2,912,489	-	-	4,026,951	-
Net Income	191,757	-	-	(581,915)	-
Actual Student Enrollment	643	-	-	643	-
		Quarter - 1/1 - 3/31		4th Quarter - 4/1 - 6/30	
*NOTE: Enrollment, Revenue and Expenditure Data IN the 'Total and Variance Analysis' Section is Based on LAST ACTUAL Quarter Completed					
		Current Budget	Variance	Actual	Current Budget Variance
Other		-	-		-
Other		-	-		-
TOTAL REVENUE FROM FEDERAL SOURCES		99,344	-	-	99,344 -
LOCAL and OTHER REVENUE					
Contributions and Donations		25,000	-		25,000 -
Fundraising		-	-		-
Erate Reimbursement		24,857	-		24,857 -
Earnings on Investments		-	-		-
Interest Income		-	-		-
Food Service (Income from meals)		-	-		-
Text Book		-	-		50,797 -
OTHER		-	-		-
TOTAL REVENUE FROM LOCAL and OTHER SOURCES		49,857	-	-	100,654 -
TOTAL REVENUE		3,104,246	-	-	3,445,036 -

COL OF NEW YORK

n

Total Revenue	3,104,246	-	-	3,445,036	-
Total Expenses	2,912,489	-	-	4,026,951	-
Net Income	191,757	-	-	(581,915)	-
Actual Student Enrollment	643	-	-	643	-

*NOTE: Enrollment, Revenue and Expenditure Data IN the 'Total and Variance Analysis' Section is Based on LAST ACTUAL Quarter Completed	Quarter - 1/1 - 3/31		4th Quarter - 4/1 - 6/30		
	Current Budget	Variance	Actual	Current Budget	Variance

EXPENSES

ADMINISTRATIVE STAFF PERSONNEL COSTS

Executive Management
Instructional Management
Deans, Directors & Coordinators
CFO / Director of Finance
Operation / Business Manager
Administrative Staff

TOTAL ADMINISTRATIVE STAFF

INSTRUCTIONAL PERSONNEL COSTS

Teachers - Regular
Teachers - SPED
Substitute Teachers
Teaching Assistants
Specialty Teachers
Aides
Therapists & Counselors
Other

TOTAL INSTRUCTIONAL

NON-INSTRUCTIONAL PERSONNEL COSTS

Nurse
Librarian
Custodian
Security
Other

TOTAL NON-INSTRUCTIONAL

SUBTOTAL PERSONNEL SERVICE COSTS

PAYROLL TAXES AND BENEFITS

Payroll Taxes
Fringe / Employee Benefits
Retirement / Pension

TOTAL PAYROLL TAXES AND BENEFITS

Quarter 0
No. of Positions

-	-	-	-	-	-
-	65,262	-	-	76,138	-
-	233,297	-	-	272,179	-
-	-	-	-	-	-
-	45,503	-	-	53,087	-
-	69,534	-	-	81,123	-
-	413,595	-	-	482,527	-
-	670,949	-	-	1,118,248	-
-	267,499	-	-	445,832	-
-	-	-	-	-	-
-	-	-	-	-	-
-	154,142	-	-	256,903	-
-	27,638	-	-	32,245	-
-	37,080	-	-	61,800	-
-	32,008	-	-	81,626	-
-	1,189,316	-	-	1,996,654	-
-	-	-	-	-	-
-	-	-	-	-	-
-	-	-	-	-	-
-	-	-	-	-	-
-	-	-	-	-	-
-	-	-	-	-	-
-	1,602,911	-	-	2,479,182	-
-	122,364	-	-	187,880	-
-	235,248	-	-	324,880	-
-	23,993	-	-	36,839	-
-	381,606	-	-	549,599	-

SCHOOL OF NEW YORK Enrollment						
Total Revenue	3,104,246	-	-	3,445,036	-	
Total Expenses	2,912,489	-	-	4,026,951	-	
Net Income	191,757	-	-	(581,915)	-	
Actual Student Enrollment	643	-	-	643	-	
		3rd Quarter - 1/1 - 3/31		4th Quarter - 4/1 - 6/30		
*NOTE: Enrollment, Revenue and Expenditure Data IN the 'Total and Variance Analysis' Section is Based on LAST ACTUAL Quarter Completed		SCHOOL OF NEW YORK				
		Current Budget	Variance	Actual	Current Budget	Variance
TOTAL PERSONNEL SERVICE COSTS	-	1,984,517	-	-	3,028,781	-
CONTRACTED SERVICES						
Accounting / Audit		-	-		19,400	-
Legal		-	-		-	-
Management Company Fee		404,989	-		404,989	-
Nurse Services		-	-		-	-
Food Service / School Lunch		-	-		-	-
Payroll Services		10,046	-		10,046	-
Special Ed Services		1,690	-		1,690	-
Titlement Services (i.e. Title I)		-	-		-	-
Other Purchased / Professional / Consulting		33,724	-		33,724	-
TOTAL CONTRACTED SERVICES		450,448	-	-	469,848	-

SCHOOL OF NEW YORK

n

Total Revenue	3,104,246	-	-	3,445,036	-
Total Expenses	2,912,489	-	-	4,026,951	-
Net Income	191,757	-	-	(581,915)	-
Actual Student Enrollment	643	-	-	643	-

*NOTE: Enrollment, Revenue and Expenditure Data IN the 'Total and Variance Analysis' Section is Based on LAST ACTUAL Quarter Completed	Quarter - 1/1 - 3/31		4th Quarter - 4/1 - 6/30		
	Current Budget	Variance	Actual	Current Budget	Variance
SCHOOL OPERATIONS					
Board Expenses	-	-		-	-
Classroom / Teaching Supplies & Materials	92,502	-		92,502	-
Special Ed Supplies & Materials	1,125	-		1,125	-
Textbooks / Workbooks	21,464	-		72,261	-
Supplies & Materials other	-	-		-	-
Equipment / Furniture	44,819	-		44,819	-
Telephone	-	-		-	-
Technology	24,302	-		24,302	-
Student Testing & Assessment	7,980	-		7,980	-
Field Trips	23,095	-		23,095	-
Transportation (student)	-	-		-	-
Student Services - other	84,750	-		84,750	-
Office Expense	13,500	-		13,500	-
Staff Development	53,590	-		53,590	-
Staff Recruitment	7,988	-		7,988	-
Student Recruitment / Marketing	-	-		-	-
School Meals / Lunch	3,330	-		3,330	-
Travel (Staff)	2,565	-		2,565	-
Fundraising	-	-		-	-
Other	20,425	-		20,425	-
TOTAL SCHOOL OPERATIONS	401,435	-	-	452,232	-
FACILITY OPERATION & MAINTENANCE					
Insurance	15,145	-		15,145	-
Janitorial	-	-		-	-
Building and Land Rent / Lease / Facility Finance Interest	-	-		-	-
Repairs & Maintenance	2,295	-		2,295	-
Equipment / Furniture	-	-		-	-
Security	-	-		-	-
Utilities	-	-		-	-
TOTAL FACILITY OPERATION & MAINTENANCE	17,440	-	-	17,440	-
DEPRECIATION & AMORTIZATION	58,650	-		58,650	-
RESERVES / CONTINGENCY	-	-		-	-
DEFERRED RENT					

SCHOOL OF NEW YORK Enrollment					
Total Revenue	3,445,036	-	-	3,445,036	-
Total Expenses	2,912,489	-	-	4,026,951	-
Net Income	191,757	-	-	(581,915)	-
Actual Student Enrollment	643	-	-	643	-
		3rd Quarter - 1/1 - 3/31		4th Quarter - 4/1 - 6/30	
*NOTE: Enrollment, Revenue and Expenditure Data IN the 'Total and Variance Analysis' Section is Based on LAST ACTUAL Quarter Completed		Current		Current	
		Quarter - 1/1 - 3/31	Variance	Actual	Budget
					Variance
TOTAL EXPENSES	2,912,489	-	-	4,026,951	-
NET INCOME	191,757	-	-	(581,915)	-

SCHOOL OF NEW YORK					
n					
Total Revenue	3,104,246	-	-	3,445,036	-
Total Expenses	2,912,489	-	-	4,026,951	-
Net Income	191,757	-	-	(581,915)	-
Actual Student Enrollment	643	-	-	643	-
		Quarter - 1/1 - 3/31		4th Quarter - 4/1 - 6/30	
*NOTE: Enrollment, Revenue and Expenditure Data IN the 'Total and Variance Analysis' Section is Based on LAST ACTUAL Quarter Completed		Current	Variance	Current	Variance
		Budget		Actual	
ENROLLMENT - *School Districts Are Linked To Above Entries*					
NYC CHANCELLOR'S OFFICE		643	-	-	643 -
-		-	-	-	-
-		-	-	-	-
-		-	-	-	-
-		-	-	-	-
-		-	-	-	-
-		-	-	-	-
-		-	-	-	-
-		-	-	-	-
-		-	-	-	-
-		-	-	-	-
-		-	-	-	-
-		-	-	-	-
-		-	-	-	-
ALL OTHER School Districts: (Count = 0)		-	-	-	-
TOTAL ENROLLMENT		643	-	-	643 -
REVENUE PER PUPIL		4,828	-	-	5,358 -
EXPENSES PER PUPIL		4,530	-	-	6,263 -

2018-19

Total Revenue	-	-	-	12,775,546	(12,775,546)	-	-	12,775,546
Total Expenses	-	-	-	12,259,840	12,259,840	-	-	12,259,840
Net Income	-	-	-	515,706	(515,706)	-	-	515,706
Actual Student Enrollment	-	-	-			-	-	

TOTALS AND VARIANCE ANALYSIS

*NOTE: Enrollment, Revenue and Expenditure Data IN the 'Total and Variance Analysis' Section is Based on LAST ACTUAL Quarter Completed		Actual	Current Budget (Current Quarter)	Actual vs. Current Budget	Current Budget - TY	Actual vs. Current Budget TY	Original Budget (Current Quarter)	Actual vs. Original Budget	Original Budget -
REVENUE									
REVENUES FROM STATE SOURCES									
Per Pupil Revenue	2018-19 Per Pupil Rate								
NYC CHANCELLOR'S OFFICE	15,307	-	-	-	9,842,401	(9,842,401)	-	-	9,842,401
-	-	-	-	-	-	-	-	-	-
-	-	-	-	-	-	-	-	-	-
-	-	-	-	-	-	-	-	-	-
-	-	-	-	-	-	-	-	-	-
-	-	-	-	-	-	-	-	-	-
-	-	-	-	-	-	-	-	-	-
-	-	-	-	-	-	-	-	-	-
-	-	-	-	-	-	-	-	-	-
-	-	-	-	-	-	-	-	-	-
-	-	-	-	-	-	-	-	-	-
-	-	-	-	-	-	-	-	-	-
-	-	-	-	-	-	-	-	-	-
-	-	-	-	-	-	-	-	-	-
-	-	-	-	-	-	-	-	-	-
-	-	-	-	-	-	-	-	-	-
-	-	-	-	-	-	-	-	-	-
ALL OTHER School Districts: (Count = 0)	-	-	-	-	-	-	-	-	-
TOTAL Per Pupil Revenue (Weighted Average Per Pupil Funding)	15,307	-	-	-	9,842,401	(9,842,401)	-	-	9,842,401
Special Education Revenue		-	-	-	1,612,233	(1,612,233)	-	-	1,612,233
Grants		-	-	-	-	-	-	-	-
Stimulus		-	-	-	365,548	(365,548)	-	-	365,548
DYCD (Department of Youth and Community Development)		-	-	-	-	-	-	-	-
Other		-	-	-	-	-	-	-	-
NYC DoE Rental Assistance		-	-	-	289,993	(289,993)	-	-	289,993
Other		-	-	-	-	-	-	-	-
TOTAL REVENUE FROM STATE SOURCES		-	-	-	12,110,175	(12,110,175)	-	-	12,110,175
REVENUE FROM FEDERAL FUNDING									
IDEA Special Needs		-	-	-	84,000	(84,000)	-	-	84,000
Title I		-	-	-	321,500	(321,500)	-	-	321,500
Title Funding - Other		-	-	-	9,645	(9,645)	-	-	9,645
School Food Service (Free Lunch)		-	-	-	-	-	-	-	-
Grants		-	-	-	-	-	-	-	-
Charter School Program (CSP) Planning & Implementation		-	-	-	-	-	-	-	-

				GIRLS PREPARATORY CHARTER SCHOOL OF NEW YORK							
				Budget / Operating Plan							
				2018-19							
Total Revenue				-	-	-	12,775,546	(12,775,546)	-	-	12,775,546
Total Expenses				-	-	-	12,259,840	12,259,840	-	-	12,259,840
Net Income				-	-	-	515,706	(515,706)	-	-	515,706
Actual Student Enrollment				-	-	-			-	-	
				TOTALS AND VARIANCE ANALYSIS							
*NOTE: Enrollment, Revenue and Expenditure Data IN the 'Total and Variance Analysis' Section is Based on LAST ACTUAL Quarter Completed					Current	Actual		Actual	Original	Actual	Original
					Budget	vs.	Current	vs.	Budget	vs.	Budget
				Actual	(Current	Current	Budget - TY	Current	(Current	Original	Budget -
					Quarter)	Budget		Budget TY	Quarter)	Budget	
Other				-	-	-	-	-	-	-	-
Other				-	-	-	-	-	-	-	-
TOTAL REVENUE FROM FEDERAL SOURCES				-	-	-	415,145	(415,145)	-	-	415,145
LOCAL and OTHER REVENUE											
Contributions and Donations				-	-	-	100,000	(100,000)	-	-	100,000
Fundraising				-	-	-	-	-	-	-	-
Erate Reimbursement				-	-	-	99,429	(99,429)	-	-	99,429
Earnings on Investments				-	-	-	-	-	-	-	-
Interest Income				-	-	-	-	-	-	-	-
Food Service (Income from meals)				-	-	-	-	-	-	-	-
Text Book				-	-	-	50,797	(50,797)	-	-	50,797
OTHER				-	-	-	-	-	-	-	-
TOTAL REVENUE FROM LOCAL and OTHER SOURCES				-	-	-	250,226	(250,226)	-	-	250,226
TOTAL REVENUE				-	-	-	<u>12,775,546</u>	<u>(12,775,546)</u>	-	-	<u>12,775,546</u>

				GIRLS PREPARATORY CHARTER SCHOOL OF NEW YORK							
				Budget / Operating Plan							
				2018-19							
Total Revenue				-	-	-	12,775,546	(12,775,546)	-	-	12,775,546
Total Expenses				-	-	-	12,259,840	12,259,840	-	-	12,259,840
Net Income				-	-	-	515,706	(515,706)	-	-	515,706
Actual Student Enrollment				-	-	-			-	-	
*NOTE: Enrollment, Revenue and Expenditure Data IN the 'Total and Variance Analysis' Section is Based on LAST ACTUAL Quarter Completed				TOTALS AND VARIANCE ANALYSIS							
				Actual	Current Budget (Current Quarter)	Actual vs. Current Budget	Current Budget - TY	Actual vs. Current Budget TY	Original Budget (Current Quarter)	Actual vs. Original Budget	Original Budget - TY
EXPENSES											
ADMINISTRATIVE STAFF PERSONNEL COSTS				Quarter 0 No. of Positions							
Executive Management				-	-	-	-	-	-	-	-
Instructional Management				-	-	-	282,800	282,800	-	-	282,800
Deans, Directors & Coordinators				-	-	-	1,010,952	1,010,952	-	-	1,010,952
CFO / Director of Finance				-	-	-	-	-	-	-	-
Operation / Business Manager				-	-	-	197,180	197,180	-	-	197,180
Administrative Staff				-	-	-	301,312	301,312	-	-	301,312
TOTAL ADMINISTRATIVE STAFF				-	-	-	1,792,244	1,792,244	-	-	1,792,244
INSTRUCTIONAL PERSONNEL COSTS											
Teachers - Regular				-	-	-	2,907,444	2,907,444	-	-	2,907,444
Teachers - SPED				-	-	-	1,159,164	1,159,164	-	-	1,159,164
Substitute Teachers				-	-	-	-	-	-	-	-
Teaching Assistants				-	-	-	-	-	-	-	-
Specialty Teachers				-	-	-	667,948	667,948	-	-	667,948
Aides				-	-	-	119,767	119,767	-	-	119,767
Therapists & Counselors				-	-	-	160,680	160,680	-	-	160,680
Other				-	-	-	176,980	176,980	-	-	176,980
TOTAL INSTRUCTIONAL				-	-	-	5,191,983	5,191,983	-	-	5,191,983
NON-INSTRUCTIONAL PERSONNEL COSTS											
Nurse				-	-	-	-	-	-	-	-
Librarian				-	-	-	-	-	-	-	-
Custodian				-	-	-	-	-	-	-	-
Security				-	-	-	-	-	-	-	-
Other				-	-	-	-	-	-	-	-
TOTAL NON-INSTRUCTIONAL				-	-	-	-	-	-	-	-
SUBTOTAL PERSONNEL SERVICE COSTS				-	-	-	6,984,227	6,984,227	-	-	6,984,227
PAYROLL TAXES AND BENEFITS											
Payroll Taxes					-	-	534,293	534,293	-	-	534,293
Fringe / Employee Benefits					-	-	943,430	943,430	-	-	943,430
Retirement / Pension					-	-	104,763	104,763	-	-	104,763
TOTAL PAYROLL TAXES AND BENEFITS					-	-	1,582,487	1,582,487	-	-	1,582,487

				GIRLS PREPARATORY CHARTER SCHOOL OF NEW YORK							
				Budget / Operating Plan							
				2018-19							
Total Revenue	-	-	-	12,775,546	(12,775,546)	-	-	12,775,546			
Total Expenses	-	-	-	12,259,840	12,259,840	-	-	12,259,840			
Net Income	-	-	-	515,706	(515,706)	-	-	515,706			
Actual Student Enrollment	-	-	-			-	-				
				TOTALS AND VARIANCE ANALYSIS							
*NOTE: Enrollment, Revenue and Expenditure Data IN the 'Total and Variance Analysis' Section is Based on LAST ACTUAL Quarter Completed				Actual	Current Budget (Current Quarter)	Actual vs. Current Budget	Current Budget - TY	Actual vs. Current Budget TY	Original Budget (Current Quarter)	Actual vs. Original Budget	Original Budget - TY
TOTAL PERSONNEL SERVICE COSTS	-			-	-	-	8,566,714	8,566,714	-	-	8,566,714
CONTRACTED SERVICES											
Accounting / Audit				-	-	-	19,400	19,400	-	-	19,400
Legal				-	-	-	-	-	-	-	-
Management Company Fee				-	-	-	1,619,956	1,619,956	-	-	1,619,956
Nurse Services				-	-	-	-	-	-	-	-
Food Service / School Lunch				-	-	-	-	-	-	-	-
Payroll Services				-	-	-	40,183	40,183	-	-	40,183
Special Ed Services				-	-	-	5,632	5,632	-	-	5,632
Titlement Services (i.e. Title I)				-	-	-	-	-	-	-	-
Other Purchased / Professional / Consulting				-	-	-	126,496	126,496	-	-	126,496
TOTAL CONTRACTED SERVICES				-	-	-	1,811,666	1,811,666	-	-	1,811,666

				GIRLS PREPARATORY CHARTER SCHOOL OF NEW YORK				
				Budget / Operating Plan				
				2018-19				
Total Revenue	-	-	-	12,775,546	(12,775,546)	-	-	12,775,546
Total Expenses	-	-	-	12,259,840	12,259,840	-	-	12,259,840
Net Income	-	-	-	515,706	(515,706)	-	-	515,706
Actual Student Enrollment	-	-	-			-	-	
				TOTALS AND VARIANCE ANALYSIS				
*NOTE: Enrollment, Revenue and Expenditure Data IN the 'Total and Variance Analysis' Section is Based on LAST ACTUAL Quarter Completed				Current	Actual		Actual	Original
				Budget	vs.	Current	vs.	Budget
				(Current	Current	Budget - TY	Current	(Current
				Quarter)	Budget		Budget TY	Quarter)
				Actual				Budget
								Budget -
SCHOOL OPERATIONS								
Board Expenses	-	-	-	-	-	-	-	-
Classroom / Teaching Supplies & Materials	-	-	-	370,007	370,007	-	-	370,007
Special Ed Supplies & Materials	-	-	-	4,500	4,500	-	-	4,500
Textbooks / Workbooks	-	-	-	136,653	136,653	-	-	136,653
Supplies & Materials other	-	-	-	-	-	-	-	-
Equipment / Furniture	-	-	-	179,274	179,274	-	-	179,274
Telephone	-	-	-	-	-	-	-	-
Technology	-	-	-	97,208	97,208	-	-	97,208
Student Testing & Assessment	-	-	-	26,600	26,600	-	-	26,600
Field Trips	-	-	-	76,984	76,984	-	-	76,984
Transportation (student)	-	-	-	-	-	-	-	-
Student Services - other	-	-	-	282,500	282,500	-	-	282,500
Office Expense	-	-	-	54,000	54,000	-	-	54,000
Staff Development	-	-	-	214,360	214,360	-	-	214,360
Staff Recruitment	-	-	-	31,952	31,952	-	-	31,952
Student Recruitment / Marketing	-	-	-	-	-	-	-	-
School Meals / Lunch	-	-	-	11,100	11,100	-	-	11,100
Travel (Staff)	-	-	-	10,260	10,260	-	-	10,260
Fundraising	-	-	-	-	-	-	-	-
Other	-	-	-	81,702	81,702	-	-	81,702
TOTAL SCHOOL OPERATIONS	-	-	-	1,577,099	1,577,099	-	-	1,577,099
FACILITY OPERATION & MAINTENANCE								
Insurance	-	-	-	60,580	60,580	-	-	60,580
Janitorial	-	-	-	-	-	-	-	-
Building and Land Rent / Lease / Facility Finance Interest	-	-	-	-	-	-	-	-
Repairs & Maintenance	-	-	-	9,180	9,180	-	-	9,180
Equipment / Furniture	-	-	-	-	-	-	-	-
Security	-	-	-	-	-	-	-	-
Utilities	-	-	-	-	-	-	-	-
TOTAL FACILITY OPERATION & MAINTENANCE	-	-	-	69,760	69,760	-	-	69,760
DEPRECIATION & AMORTIZATION				-	-	-	-	-
RESERVES / CONTINGENCY				-	-	-	-	-
DEFERRED RENT				-	-	-	-	-

				GIRLS PREPARATORY CHARTER SCHOOL OF NEW YORK				
				Budget / Operating Plan				
				2018-19				
Total Revenue	-	-	-	12,775,546	(12,775,546)	-	-	12,775,546
Total Expenses	-	-	-	12,259,840	12,259,840	-	-	12,259,840
Net Income	-	-	-	515,706	(515,706)	-	-	515,706
Actual Student Enrollment	-	-	-			-	-	
				TOTALS AND VARIANCE ANALYSIS				
*NOTE: Enrollment, Revenue and Expenditure Data IN the 'Total and Variance Analysis' Section is Based on LAST ACTUAL Quarter Completed				Actual	Current Budget (Current Quarter)	Actual vs. Current Budget	Current Budget - TY	Actual vs. Current Budget TY
				Original Budget (Current Quarter)	Actual vs. Original Budget	Original Budget - TY	Actual vs. Original Budget TY	
TOTAL EXPENSES	-	-	-	12,259,840	12,259,840	-	-	12,259,840
NET INCOME	-	-	-	515,706	(515,706)	-	-	515,706

				GIRLS PREPARATORY CHARTER SCHOOL OF NEW YORK				
				Budget / Operating Plan				
				2018-19				
Total Revenue	-	-	-	12,775,546	(12,775,546)	-	-	12,775,546
Total Expenses	-	-	-	12,259,840	12,259,840	-	-	12,259,840
Net Income	-	-	-	515,706	(515,706)	-	-	515,706
Actual Student Enrollment	-	-	-			-	-	
				TOTALS AND VARIANCE ANALYSIS				
*NOTE: Enrollment, Revenue and Expenditure Data IN the 'Total and Variance Analysis' Section is Based on LAST ACTUAL Quarter Completed				Actual	Current Budget (Current Quarter)	Actual vs. Current Budget	Current Budget - TY	Actual vs. Current Budget TY
ENROLLMENT - *School Districts Are Linked To Above Entries*				* Enrollment Data Based on Last Actual Quarter Completed				
NYC CHANCELLOR'S OFFICE				-	-	-		-
-				-	-	-		-
-				-	-	-		-
-				-	-	-		-
-				-	-	-		-
-				-	-	-		-
-				-	-	-		-
-				-	-	-		-
-				-	-	-		-
-				-	-	-		-
-				-	-	-		-
-				-	-	-		-
-				-	-	-		-
-				-	-	-		-
-				-	-	-		-
ALL OTHER School Districts: (Count = 0)				-	-	-		-
TOTAL ENROLLMENT				-	-	-		-
REVENUE PER PUPIL				-	-	-		-
EXPENSES PER PUPIL				-	-	-		-

'ORK				
Total Revenue	(12,775,546)	-	-	
Total Expenses	12,259,840	-	-	
Net Income	(515,706)	-	-	
Actual Student Enrollment		-		
*NOTE: Enrollment, Revenue and Expenditure Data IN the 'Total and Variance Analysis' Section is Based on LAST ACTUAL Quarter Completed		Actual vs. Original Budget TY	TY / No. of COMPLETED Actual CY Quarters	Actual CY vs. Actual PY
REVENUE				
REVENUES FROM STATE SOURCES				
Per Pupil Revenue	2018-19 Per Pupil Rate			
NYC CHANCELLOR'S OFFICE	15,307	(9,842,401)	-	-
-	-	-	-	-
-	-	-	-	-
-	-	-	-	-
-	-	-	-	-
-	-	-	-	-
-	-	-	-	-
-	-	-	-	-
-	-	-	-	-
-	-	-	-	-
-	-	-	-	-
-	-	-	-	-
-	-	-	-	-
-	-	-	-	-
-	-	-	-	-
ALL OTHER School Districts: (Count = 0)	-	-	-	-
TOTAL Per Pupil Revenue (Weighted Average Per Pupil Funding)	15,307	(9,842,401)	-	-
Special Education Revenue		(1,612,233)	-	-
Grants				
Stimulus		-	-	-
DYCD (Department of Youth and Community Development)		(365,548)	-	-
Other		-	-	-
NYC DoE Rental Assistance		-	-	-
Other		(289,993)	-	-
TOTAL REVENUE FROM STATE SOURCES		(12,110,175)	-	-
REVENUE FROM FEDERAL FUNDING				
IDEA Special Needs		(84,000)	-	-
Title I		(321,500)	-	-
Title Funding - Other		(9,645)	-	-
School Food Service (Free Lunch)		-	-	-
Grants				
Charter School Program (CSP) Planning & Implementation		-	-	-

'ORK			
------	--	--	--

Total Revenue	(12,775,546)	-	-
Total Expenses	12,259,840	-	-
Net Income	(515,706)	-	-
Actual Student Enrollment		-	
*NOTE: Enrollment, Revenue and Expenditure Data IN the 'Total and Variance Analysis' Section is Based on LAST ACTUAL Quarter Completed	Actual vs. Original Budget TY	TY / No. of COMPLETED Actual CY Quarters	Actual CY vs. Actual PY
Other	-	-	-
Other	-	-	-
TOTAL REVENUE FROM FEDERAL SOURCES	(415,145)	-	-
LOCAL and OTHER REVENUE			
Contributions and Donations	(100,000)	-	-
Fundraising	-	-	-
Erate Reimbursement	(99,429)	-	-
Earnings on Investments	-	-	-
Interest Income	-	-	-
Food Service (Income from meals)	-	-	-
Text Book	(50,797)	-	-
OTHER	-	-	-
TOTAL REVENUE FROM LOCAL and OTHER SOURCES	(250,226)	-	-
TOTAL REVENUE	(12,775,546)	-	-

'ORK			
------	--	--	--

Total Revenue	(12,775,546)	-	-
Total Expenses	12,259,840	-	-
Net Income	(515,706)	-	-
Actual Student Enrollment		-	

*NOTE: Enrollment, Revenue and Expenditure Data IN the 'Total and Variance Analysis' Section is Based on LAST ACTUAL Quarter Completed	Actual vs. Original Budget TY	TY / No. of COMPLETED Actual CY Quarters	Actual CY vs. Actual PY
--	--	---	-------------------------------

EXPENSES		Quarter 0	
ADMINISTRATIVE STAFF PERSONNEL COSTS		No. of Positions	
Executive Management	-	-	-
Instructional Management	-	282,800	-
Deans, Directors & Coordinators	-	1,010,952	-
CFO / Director of Finance	-	-	-
Operation / Business Manager	-	197,180	-
Administrative Staff	-	301,312	-
TOTAL ADMINISTRATIVE STAFF	-	1,792,244	-
INSTRUCTIONAL PERSONNEL COSTS			
Teachers - Regular	-	2,907,444	-
Teachers - SPED	-	1,159,164	-
Substitute Teachers	-	-	-
Teaching Assistants	-	-	-
Specialty Teachers	-	667,948	-
Aides	-	119,767	-
Therapists & Counselors	-	160,680	-
Other	-	176,980	-
TOTAL INSTRUCTIONAL	-	5,191,983	-
NON-INSTRUCTIONAL PERSONNEL COSTS			
Nurse	-	-	-
Librarian	-	-	-
Custodian	-	-	-
Security	-	-	-
Other	-	-	-
TOTAL NON-INSTRUCTIONAL	-	-	-
SUBTOTAL PERSONNEL SERVICE COSTS	-	6,984,227	-
PAYROLL TAXES AND BENEFITS			
Payroll Taxes		534,293	-
Fringe / Employee Benefits		943,430	-
Retirement / Pension		104,763	-
TOTAL PAYROLL TAXES AND BENEFITS		1,582,487	-

'ORK			
------	--	--	--

Total Revenue		(12,775,546)	-	-
Total Expenses		12,259,840	-	-
Net Income		(515,706)	-	-
Actual Student Enrollment			-	-
*NOTE: Enrollment, Revenue and Expenditure Data IN the 'Total and Variance Analysis' Section is Based on LAST ACTUAL Quarter Completed		Actual vs. Original Budget TY	TY / No. of COMPLETED Actual CY Quarters	Actual CY vs. Actual PY
		'ORK		
TOTAL PERSONNEL SERVICE COSTS	-	8,566,714	-	-
CONTRACTED SERVICES				
Accounting / Audit		19,400	-	-
Legal		-	-	-
Management Company Fee		1,619,956	-	-
Nurse Services		-	-	-
Food Service / School Lunch		-	-	-
Payroll Services		40,183	-	-
Special Ed Services		5,632	-	-
Titlement Services (i.e. Title I)		-	-	-
Other Purchased / Professional / Consulting		126,496	-	-
TOTAL CONTRACTED SERVICES		1,811,666	-	-

Total Revenue	(12,775,546)	-	-
Total Expenses	12,259,840	-	-
Net Income	(515,706)	-	-
Actual Student Enrollment		-	
*NOTE: Enrollment, Revenue and Expenditure Data IN the 'Total and Variance Analysis' Section is Based on LAST ACTUAL Quarter Completed	Actual vs. Original Budget TY	TY / No. of COMPLETED Actual CY Quarters	Actual CY vs. Actual PY
SCHOOL OPERATIONS			
Board Expenses	-	-	-
Classroom / Teaching Supplies & Materials	370,007	-	-
Special Ed Supplies & Materials	4,500	-	-
Textbooks / Workbooks	136,653	-	-
Supplies & Materials other	-	-	-
Equipment / Furniture	179,274	-	-
Telephone	-	-	-
Technology	97,208	-	-
Student Testing & Assessment	26,600	-	-
Field Trips	76,984	-	-
Transportation (student)	-	-	-
Student Services - other	282,500	-	-
Office Expense	54,000	-	-
Staff Development	214,360	-	-
Staff Recruitment	31,952	-	-
Student Recruitment / Marketing	-	-	-
School Meals / Lunch	11,100	-	-
Travel (Staff)	10,260	-	-
Fundraising	-	-	-
Other	81,702	-	-
TOTAL SCHOOL OPERATIONS	1,577,099	-	-
FACILITY OPERATION & MAINTENANCE			
Insurance	60,580	-	-
Janitorial	-	-	-
Building and Land Rent / Lease / Facility Finance Interest	-	-	-
Repairs & Maintenance	9,180	-	-
Equipment / Furniture	-	-	-
Security	-	-	-
Utilities	-	-	-
TOTAL FACILITY OPERATION & MAINTENANCE	69,760	-	-
DEPRECIATION & AMORTIZATION	234,600	-	-
RESERVES / CONTINGENCY	-	-	-
DEFERRED RENT			

WORK				
Total Revenue	WORK	5,546)	-	-
Total Expenses		12,259,840	-	-
Net Income		(515,706)	-	-
Actual Student Enrollment			-	
<p>*NOTE: Enrollment, Revenue and Expenditure Data IN the 'Total and Variance Analysis' Section is Based on LAST ACTUAL Quarter Completed</p>				
	Actual vs. Original Budget TY	TY / No. of COMPLETED Actual CY Quarters	Actual CY vs. Actual PY	
TOTAL EXPENSES	<u>12,259,840</u>		=	=
NET INCOME	<u>(515,706)</u>		=	=

'ORK		-	-
Total Revenue	(12,775,546)	-	-
Total Expenses	12,259,840	-	-
Net Income	(515,706)	-	-
Actual Student Enrollment		-	-
*NOTE: Enrollment, Revenue and Expenditure Data IN the 'Total and Variance Analysis' Section is Based on LAST ACTUAL Quarter Completed		Actual vs. Original Budget TY	TY / No. of COMPLETED Actual CY Quarters Actual CY vs. Actual PY
ENROLLMENT - *School Districts Are Linked To Above Entries*			
NYC CHANCELLOR'S OFFICE		-	-
-		-	-
-		-	-
-		-	-
-		-	-
-		-	-
-		-	-
-		-	-
-		-	-
-		-	-
-		-	-
-		-	-
-		-	-
-		-	-
ALL OTHER School Districts: (Count = 0)		-	-
TOTAL ENROLLMENT		-	-
REVENUE PER PUPIL		-	-
EXPENSES PER PUPIL		-	-



Annual Report Requirement
for SUNY Authorized Charter Schools
GIRLS PREPARATORY CHARTER SCHOOL OF NEW YORK
2018-19

Administrative
expenditures per pupil:

\$0.00

Per NYS Statute

Administrative expenditures per pupil: the sum of all general administration salaries and other general administration expenditures divided by the total number of enrolled students. Employee benefit costs or expenditures should not be reported here.

***NOTE: THIS TAB ONLY NEEDS TO BE COMPLETED FOR Q4**

**Disclosure of Financial Interest by a Current or Proposed Charter School
Education Corporation Trustee**

Trustee Name:

Mark Diker

**Name of Charter School Education Corporation (for an unmerged school, this is
the Charter School Name):**

Public Prep Charter School Academies

1. List all positions held on the education corporation board (e.g., president, treasurer, parent representative).

co-chair, development committee

2. Is the trustee an employee of any school operated by the Education Corporation?
 Yes x **No**

If **Yes**, for each school, please provide a description of the position(s) you hold, your responsibilities, your salary and your start date.

3. Is the trustee an employee or agent of the management company or institutional partner of the charter school(s) governed by the Education Corporation?

 Yes x **No**

If **Yes**, for each school, please provide a description of the position(s) you hold, your responsibilities, your salary and your start date.

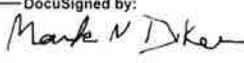
4. Identify each interest/transaction (and provide the requested information) that you or any of your immediate family members or any persons who live with you in your house have held or engaged in with the charter school(s) governed by the Education Corporation during the time you have served on the board, and in the six-month period prior to such service. If there has been no such financial interest or transaction, write **None**. Please note that if you answered **Yes** to Questions 2-4 above, you need not disclose again your employment status, salary, etc.

Date(s)	Nature of Financial Interest/Transaction	Steps taken to avoid a conflict of interest, (e.g., did not vote, did not participate in discussion)	Name of person holding interest or engaging in transaction and relationship to yourself

None	Please write "None" if applicable. Do not leave this space blank.
------	---

5. Identify each individual, business, corporation, union association, firm, partnership, committee proprietorship, franchise holding company, joint stock company, business or real estate trust, non-profit organization, or other organization or group of people doing business with the school(s) governed by the Education Corporation and in which such entity, during the time of your tenure as a trustee, you and/or your immediate family member(s) or person(s) living in your house had a financial interest or other relationship. If you are a member, director, officer or employee of an organization formally partnered with the school(s) that is/are doing business with the school(s) through a management or services agreement, please identify only the name of the organization, your position in the organization, and the relationship between such organization and the school(s). If there was no financial interest, write **None**.

Organization conducting business with the school(s)	Nature of business conducted	Approximate value of the business conducted	Name of Trustee and/or immediate family member of household holding an interest in the organization conducting business with the school(s) and the nature of the interest	Steps Taken to Avoid Conflict of Interest
None	Please write "None" if applicable. Do not leave this space blank.			

DocuSigned by:

 CCE5869A7DBA4D1

7/25/2018 11:25:14 AM PDT

Signature

Date

Please note that this document is considered a public record and as such, may be made available to members of the public upon request under the Freedom of Information Law. Personal contact information provided below will be redacted.

Business Telephone

Business Address

E-mail Address

Home Telephone

Home Address

**Disclosure of Financial Interest by a Current or Proposed Charter School
Education Corporation Trustee**

Trustee Name:

Lauren Frank

**Name of Charter School Education Corporation (for an unmerged school, this is
the Charter School Name):**

Public Prep Charter School Academies

1. List all positions held on the education corporation board (e.g., president, treasurer, parent representative).

Board member

2. Is the trustee an employee of any school operated by the Education Corporation?
____ **Yes** ☒ **No**

If **Yes**, for each school, please provide a description of the position(s) you hold, your responsibilities, your salary and your start date.

3. Is the trustee an employee or agent of the management company or institutional partner of the charter school(s) governed by the Education Corporation?

____ **Yes** ☒ **No**

If **Yes**, for each school, please provide a description of the position(s) you hold, your responsibilities, your salary and your start date.


4. Identify each interest/transaction (and provide the requested information) that you or any of your immediate family members or any persons who live with you in your house have held or engaged in with the charter school(s) governed by the Education Corporation during the time you have served on the board, and in the six-month period prior to such service. If there has been no such financial interest or transaction, write **None**. Please note that if you answered **Yes** to Questions 2-4 above, you need not disclose again your employment status, salary, etc.

Date(s)	Nature of Financial Interest/Transaction	Steps taken to avoid a conflict of interest, (e.g., did not vote, did not participate in discussion)	Name of person holding interest or engaging in transaction and relationship to yourself

None	Please write "None" if applicable. Do not leave this space blank.
------	---

5. Identify each individual, business, corporation, union association, firm, partnership, committee proprietorship, franchise holding company, joint stock company, business or real estate trust, non-profit organization, or other organization or group of people doing business with the school(s) governed by the Education Corporation and in which such entity, during the time of your tenure as a trustee, you and/or your immediate family member(s) or person(s) living in your house had a financial interest or other relationship. If you are a member, director, officer or employee of an organization formally partnered with the school(s) that is/are doing business with the school(s) through a management or services agreement, please identify only the name of the organization, your position in the organization, and the relationship between such organization and the school(s). If there was no financial interest, write **None**.

Organization conducting business with the school(s)	Nature of business conducted	Approximate value of the business conducted	Name of Trustee and/or immediate family member of household holding an interest in the organization conducting business with the school(s) and the nature of the interest	Steps Taken to Avoid Conflict of Interest
None	Please write "None" if applicable. Do not leave this space blank.			

DocuSigned by:

 B82D92328A4E413

7/25/2018 11:44:58 AM PDT

Signature

Date

Please note that this document is considered a public record and as such, may be made available to members of the public upon request under the Freedom of Information Law. Personal contact information provided below will be redacted.

Business Telephone

Business Address

E-mail Address

Home Telephone

Home Address

Disclosure of Financial Interest by a Current or Proposed Charter School Education Corporation Trustee

Trustee Name:

Eric Grannis

Name of Charter School Education Corporation (for an unmerged school, this is the Charter School Name):

Public Prep Charter School Academies

1. List all positions held on the education corporation board (e.g., president, treasurer, parent representative).

none

2. Is the trustee an employee of any school operated by the Education Corporation?
☐ Yes ☒ No

If **Yes**, for each school, please provide a description of the position(s) you hold, your responsibilities, your salary and your start date.

3. Is the trustee an employee or agent of the management company or institutional partner of the charter school(s) governed by the Education Corporation?

☐ Yes ☒ No

If **Yes**, for each school, please provide a description of the position(s) you hold, your responsibilities, your salary and your start date.

4. Identify each interest/transaction (and provide the requested information) that you or any of your immediate family members or any persons who live with you in your house have held or engaged in with the charter school(s) governed by the Education Corporation during the time you have served on the board, and in the six-month period prior to such service. If there has been no such financial interest or transaction, write **None**. Please note that if you answered **Yes** to Questions 2-4 above, you need not disclose again your employment status, salary, etc.

Date(s)	Nature of Financial Interest/Transaction	Steps taken to avoid a conflict of interest, (e.g., did not vote, did not participate in discussion)	Name of person holding interest or engaging in transaction and relationship to yourself

None	Please write "None" if applicable. Do not leave this space blank.
------	---

5. Identify each individual, business, corporation, union association, firm, partnership, committee proprietorship, franchise holding company, joint stock company, business or real estate trust, non-profit organization, or other organization or group of people doing business with the school(s) governed by the Education Corporation and in which such entity, during the time of your tenure as a trustee, you and/or your immediate family member(s) or person(s) living in your house had a financial interest or other relationship. If you are a member, director, officer or employee of an organization formally partnered with the school(s) that is/are doing business with the school(s) through a management or services agreement, please identify only the name of the organization, your position in the organization, and the relationship between such organization and the school(s). If there was no financial interest, write **None**.

Organization conducting business with the school(s)	Nature of business conducted	Approximate value of the business conducted	Name of Trustee and/or immediate family member of household holding an interest in the organization conducting business with the school(s) and the nature of the interest	Steps Taken to Avoid Conflict of Interest
None	Please write "None" if applicable. Do not leave this space blank.			

DocuSigned by:

 3B335DF3CE83412

7/25/2018 12:35:11 PM PDT

Signature

Date

Please note that this document is considered a public record and as such, may be made available to members of the public upon request under the Freedom of Information Law. Personal contact information provided below will be redacted.


Business Telephone

Business Address

E-mail Address

Home Telephone

Home Address



**Disclosure of Financial Interest by a Current or Proposed Charter School
Education Corporation Trustee**

Trustee Name:

Greg Jones

**Name of Charter School Education Corporation (for an unmerged school, this is
the Charter School Name):**

Public Prep Charter School Academies

1. List all positions held on the education corporation board (e.g., president, treasurer, parent representative).

Board Member

2. Is the trustee an employee of any school operated by the Education Corporation?
____ **Yes** ____ **No**

If **Yes**, for each school, please provide a description of the position(s) you hold, your responsibilities, your salary and your start date.

3. Is the trustee an employee or agent of the management company or institutional partner of the charter school(s) governed by the Education Corporation?

____ **Yes** ____ **No**

If **Yes**, for each school, please provide a description of the position(s) you hold, your responsibilities, your salary and your start date.

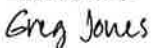
4. Identify each interest/transaction (and provide the requested information) that you or any of your immediate family members or any persons who live with you in your house have held or engaged in with the charter school(s) governed by the Education Corporation during the time you have served on the board, and in the six-month period prior to such service. If there has been no such financial interest or transaction, write **None**. Please note that if you answered **Yes** to Questions 2-4 above, you need not disclose again your employment status, salary, etc.

Date(s)	Nature of Financial Interest/Transaction	Steps taken to avoid a conflict of interest, (e.g., did not vote, did not participate in discussion)	Name of person holding interest or engaging in transaction and relationship to yourself

None			
------	--	--	--

5. Identify each individual, business, corporation, union association, firm, partnership, committee proprietorship, franchise holding company, joint stock company, business or real estate trust, non-profit organization, or other organization or group of people doing business with the school(s) governed by the Education Corporation and in which such entity, during the time of your tenure as a trustee, you and/or your immediate family member(s) or person(s) living in your house had a financial interest or other relationship. If you are a member, director, officer or employee of an organization formally partnered with the school(s) that is/are doing business with the school(s) through a management or services agreement, please identify only the name of the organization, your position in the organization, and the relationship between such organization and the school(s). If there was no financial interest, write **None**.

Organization conducting business with the school(s)	Nature of business conducted	Approximate value of the business conducted	Name of Trustee and/or immediate family member of household holding an interest in the organization conducting business with the school(s) and the nature of the interest	Steps Taken to Avoid Conflict of Interest
None				

DocuSigned by:

 A3FB7193F8874FA

7/26/2018 4:52:43 AM PDT

Signature

Date

Please note that this document is considered a public record and as such, may be made available to members of the public upon request under the Freedom of Information Law. Personal contact information provided below will be redacted.

Business Telephone

Business Address

E-mail Address

Home Telephone

Home Address

**Disclosure of Financial Interest by a Current or Proposed Charter School
Education Corporation Trustee**

Trustee Name:

BRYAN LAWRENCE

**Name of Charter School Education Corporation (for an unmerged school, this is
the Charter School Name):**

Public Prep Charter School Academies

1. List all positions held on the education corporation board (e.g., president, treasurer, parent representative).

Chairman

2. Is the trustee an employee of any school operated by the Education Corporation?
___ **Yes** ☒ **No**

If **Yes**, for each school, please provide a description of the position(s) you hold, your responsibilities, your salary and your start date.

3. Is the trustee an employee or agent of the management company or institutional partner of the charter school(s) governed by the Education Corporation?

___ **Yes** ☒ **No**

If **Yes**, for each school, please provide a description of the position(s) you hold, your responsibilities, your salary and your start date.

4. Identify each interest/transaction (and provide the requested information) that you or any of your immediate family members or any persons who live with you in your house have held or engaged in with the charter school(s) governed by the Education Corporation during the time you have served on the board, and in the six-month period prior to such service. If there has been no such financial interest or transaction, write **None**. Please note that if you answered **Yes** to Questions 2-4 above, you need not disclose again your employment status, salary, etc.

Date(s)	Nature of Financial Interest/Transaction	Steps taken to avoid a conflict of interest, (e.g., did not vote, did not participate in discussion)	Name of person holding interest or engaging in transaction and relationship to yourself

None			
------	--	--	--

5. Identify each individual, business, corporation, union association, firm, partnership, committee proprietorship, franchise holding company, joint stock company, business or real estate trust, non-profit organization, or other organization or group of people doing business with the school(s) governed by the Education Corporation and in which such entity, during the time of your tenure as a trustee, you and/or your immediate family member(s) or person(s) living in your house had a financial interest or other relationship. If you are a member, director, officer or employee of an organization formally partnered with the school(s) that is/are doing business with the school(s) through a management or services agreement, please identify only the name of the organization, your position in the organization, and the relationship between such organization and the school(s). If there was no financial interest, write **None**.

Organization conducting business with the school(s)	Nature of business conducted	Approximate value of the business conducted	Name of Trustee and/or immediate family member of household holding an interest in the organization conducting business with the school(s) and the nature of the interest	Steps Taken to Avoid Conflict of Interest
None				

DocuSigned by:

 93F8F180BA4F458

7/26/2018 11:19:30 AM PDT

Signature

Date

Please note that this document is considered a public record and as such, may be made available to members of the public upon request under the Freedom of Information Law. Personal contact information provided below will be redacted.

Business Telephone

Business Address

E-mail Address

Home Telephone

Home Address

**Disclosure of Financial Interest by a Current or Proposed Charter School
Education Corporation Trustee**

Trustee Name:

Ramsey Lyons

**Name of Charter School Education Corporation (for an unmerged school, this is
the Charter School Name):**

Public Prep Charter School Academies

1. List all positions held on the education corporation board (e.g., president, treasurer, parent representative).

Board member

2. Is the trustee an employee of any school operated by the Education Corporation?
___ **Yes** ___ ☒ **No**

If **Yes**, for each school, please provide a description of the position(s) you hold, your responsibilities, your salary and your start date.

3. Is the trustee an employee or agent of the management company or institutional partner of the charter school(s) governed by the Education Corporation?

___ **Yes** ___ ☒ **No**

If **Yes**, for each school, please provide a description of the position(s) you hold, your responsibilities, your salary and your start date.


4. Identify each interest/transaction (and provide the requested information) that you or any of your immediate family members or any persons who live with you in your house have held or engaged in with the charter school(s) governed by the Education Corporation during the time you have served on the board, and in the six-month period prior to such service. If there has been no such financial interest or transaction, write **None**. Please note that if you answered **Yes** to Questions 2-4 above, you need not disclose again your employment status, salary, etc.

Date(s)	Nature of Financial Interest/Transaction	Steps taken to avoid a conflict of interest, (e.g., did not vote, did not participate in discussion)	Name of person holding interest or engaging in transaction and relationship to yourself

None	Please write "None" if applicable. Do not leave this space blank.
------	---

5. Identify each individual, business, corporation, union association, firm, partnership, committee proprietorship, franchise holding company, joint stock company, business or real estate trust, non-profit organization, or other organization or group of people doing business with the school(s) governed by the Education Corporation **and** in which such entity, during the time of your tenure as a trustee, you and/or your immediate family member(s) or person(s) living in your house had a financial interest or other relationship. If you are a member, director, officer or employee of an organization formally partnered with the school(s) that is/are doing business with the school(s) through a management or services agreement, please identify only the name of the organization, your position in the organization, and the relationship between such organization and the school(s). If there was no financial interest, write **None**.

Organization conducting business with the school(s)	Nature of business conducted	Approximate value of the business conducted	Name of Trustee and/or immediate family member of household holding an interest in the organization conducting business with the school(s) and the nature of the interest	Steps Taken to Avoid Conflict of Interest
None	Please write "None" if applicable. Do not leave this space blank.			

DocuSigned by:

 144734872687414

7/25/2018 12:03:02 PM PDT

Signature

Date

Please note that this document is considered a public record and as such, may be made available to members of the public upon request under the Freedom of Information Law. Personal contact information provided below will be redacted.

Business Telephone

Business Address

E-mail Address

Home Telephone

Home Address

<p align="center">Disclosure of Financial Interest by a Current or Proposed Charter School Education Corporation Trustee</p>

Trustee Name:

Paul Vermeylen

Name of Charter School Education Corporation (for an unmerged school, this is the Charter School Name):

Public Prep Charter School Academies

1. List all positions held on the education corporation board (e.g., president, treasurer, parent representative).

Trustee

2. Is the trustee an employee of any school operated by the Education Corporation?
 ___ Yes ☒ No

If **Yes**, for each school, please provide a description of the position(s) you hold, your responsibilities, your salary and your start date.

3. Is the trustee an employee or agent of the management company or institutional partner of the charter school(s) governed by the Education Corporation?

___ Yes ☒ No

If **Yes**, for each school, please provide a description of the position(s) you hold, your responsibilities, your salary and your start date.

4. Identify each interest/transaction (and provide the requested information) that you or any of your immediate family members or any persons who live with you in your house have held or engaged in with the charter school(s) governed by the Education Corporation during the time you have served on the board, and in the six-month period prior to such service. If there has been no such financial interest or transaction, write **None**. Please note that if you answered **Yes** to Questions 2-4 above, you need not disclose again your employment status, salary, etc.

Date(s)	Nature of Financial Interest/Transaction	Steps taken to avoid a conflict of interest, (e.g., did not vote, did not participate in discussion)	Name of person holding interest or engaging in transaction and relationship to yourself

None	Please write "None" if applicable. Do not leave this space blank.
------	---

5. Identify each individual, business, corporation, union association, firm, partnership, committee proprietorship, franchise holding company, joint stock company, business or real estate trust, non-profit organization, or other organization or group of people doing business with the school(s) governed by the Education Corporation and in which such entity, during the time of your tenure as a trustee, you and/or your immediate family member(s) or person(s) living in your house had a financial interest or other relationship. If you are a member, director, officer or employee of an organization formally partnered with the school(s) that is/are doing business with the school(s) through a management or services agreement, please identify only the name of the organization, your position in the organization, and the relationship between such organization and the school(s). If there was no financial interest, write **None**.

Organization conducting business with the school(s)	Nature of business conducted	Approximate value of the business conducted	Name of Trustee and/or immediate family member of household holding an interest in the organization conducting business with the school(s) and the nature of the interest	Steps Taken to Avoid Conflict of Interest
None	Please write "None" if applicable. Do not leave this space blank.			

DocuSigned by:

 C4AC58CF95EF45C

7/25/2018 3:10:36 PM PDT

Signature

Date

Please note that this document is considered a public record and as such, may be made available to members of the public upon request under the Freedom of Information Law. Personal contact information provided below will be redacted.

Business Telephone:

Business Address:

E-mail Address:

Home Telephone:

Home Address:



Entry 8 BOT Table

Created: 07/15/2018 • Last updated: 07/18/2018

1. Current Board Member Information (Enter info for each BOT member)

	Trustee Name and Email Address	Position on the Board	Committee Affiliations	Voting Member Per By-Laws (Y/N)	Number of Terms Served	Start Date of Current Term (MM/DD/YYYY)	End Date of Current Term (MM/DD/YYYY)	Board Meetings Attended During 2017-18
1	Phil Brandes [REDACTED]	Trustee/Member	Governance	Yes	6	7/1/2018	6/10/2019	5 or less
2	Boykin Curry [REDACTED]	Trustee/Member	PPA Chair	Yes	6	7/1/2018	6/10/2019	5 or less
3	Mark Diker [REDACTED]	Trustee/Member	Development Committee Co-Chair	Yes	6	7/1/2018	6/10/2019	5 or less
4	Lauren [REDACTED]	Trustee/Member	Development	Yes	6	7/1/2018	6/10/2019	5 or less
5	Eric Grannis [REDACTED]	Trustee/Member	NA	Yes	6	7/1/2018	6/10/2019	5 or less
6	Nicole Greene [REDACTED]	Trustee/Member	Development Committee Co-Chair; Governance		6	7/1/2018	6/10/2019	5 or less
	Greg							

7	Jones [REDACTED]	Trustee/Member	Finance		6	7/1/2018	6/10/2019	
8	Bryan Lawrence [REDACTED]	Chair	PPN Board Chair		6	7/1/2018	6/10/2019	5 or less
9	Ramsey Lyons [REDACTED]	Trustee/Member	Development		6	7/1/2018	6/10/2019	5 or less

1a. Are there more than 9 members of the Board of Trustees?

Yes

1b. Current Board Member Information

	Trustee Name and Email Address	Position on the Board	Committee Affiliations	Voting Member Per By-Laws (Y/N)	Number of Terms Served	Start Date of Current Term (DD/MM/YYYY)	End Date of Current Term (DD/MM/YYYY)	Board Meetings Attended During 2017-18
10	Margery Mayer [REDACTED]	Trustee/Member	Academic Chair	Yes	6	7/1/2018	6/10/2019	5 or less
11	Melvin Ming [REDACTED]	Trustee/Member	NA	Yes	6	7/1/2018	6/10/2019	5 or less
12	Dominique Schulte [REDACTED]	Trustee/Member	Governance chair	Yes	6	7/1/2018	6/10/2019	5 or less
13	Paul Vermynen [REDACTED]	Trustee/Member	Finance Comm. Chair; Governance	Yes	6	7/1/2018	6/10/2019	5 or less
14	Laura Weil [REDACTED]	Trustee/Member	Finance, Governance	Yes	6	7/1/2018	6/10/2019	5 or less
15								

1c. Are there more that 15 members of the Board of Trustees? No

2. Total number of members on June 30, 2018 14

3. Total number of members joining the Board during the 2017-18 school year	0
4. Total number of members departing the Board during the 2017-18 school year	0
5. Number of voting members in 2017-18, as set by the by-laws, resolution or minutes	14
6. Number of Board meetings conducted during the 2017-18 School Year	4
7. Number of Board meetings scheduled for the coming 2018-19 school year	6

Thank you.



Entry 10 Enrollment and Retention of Special Populations

Created: 07/10/2018 • Last updated: 07/24/2018

Instructions for Reporting Enrollment and Retention Strategies

Describe the efforts the charter school has made in 2017-18 toward meeting targets to attract and retain enrollment of students with disabilities, English language learners, and students who are economically disadvantaged. In addition, describe the school's plans for meeting or making progress toward meeting its enrollment and retention targets in 2018-19.

GIRLS PREP CS OF NEW YORK (SUNY TRUSTEES)Section Heading

Recruitment/Attraction Efforts Toward Meeting Targets

	Describe Recruitment Efforts in 2017-18	Describe Recruitment Plans in 2018-19)
Economically Disadvantaged	<p>Public Prep Academies ensures we are recruiting and serving economically disadvantaged populations by:</p> <ul style="list-style-type: none">- Marketing in New York City Housing Authority (NYCHA) developments and community centers, head start programs and local community-based organizations including after-school programs and social service agencies.- Conducting outreach in partnership with local community-based organizations and head start programs by providing information about applying to families associated with these programs.- Employing a street team to canvass in blocks surrounding the Girls Prep and Boys Prep schools in the South Bronx and the Lower East Side, including going door-to-door in NYCHA developments.- Providing an enrollment priority to high-need populations via NYCHA preference, defined as Students who reside in selected NYCHA Housing Developments will be awarded "NYCHA" preference at the time of the lottery.- Providing helpful services to this population such as free MetroCards, subsidized school	<p>Public Prep Academies will continue to ensure we are recruiting and serving economically disadvantaged populations by:</p> <ul style="list-style-type: none">- Marketing in New York City Housing Authority (NYCHA) developments and community centers, daycares, head start programs, free or low cost healthcare facilities (including urgent care offices) and local community-based organizations including after-school programs and social service agencies.- Developing partnerships with local community-based organizations and head start programs to provide applications, marketing materials and hands-on support to families interested in applying.- Canvassing in blocks surrounding the Girls Prep and Boys Prep schools in the South Bronx and the Lower East Side, including going door-to-door in NYCHA developments. We will recruit current families as volunteers to lead regular canvass efforts.- Providing an enrollment priority to high-need populations via NYCHA preference, defined as Students who reside in selected NYCHA Housing Developments will be awarded "NYCHA" preference at the time of the lottery.- Providing helpful services to this population

	uniforms and the opportunity to open an NYS 529 college saving account.	such as free MetroCards, subsidized school uniforms, scholarships to enrichment programs and the opportunity to open an NYS 529 college saving account (with yearly contributions from the school).
English Language Learners	<p>Public Prep Academies ensures we are recruiting and serving English Language Learners by:</p> <ul style="list-style-type: none"> - Producing all marketing materials (including our website), advertisements, applications, and presentations in both English and Spanish. - Marketing in neighborhoods that serve a large number of families who do not speak English as their first language. - Conducting Home Language surveys during orientation and planning for home visits by school-based support staff (including teachers). - Ensuring members of each school's main office provide information in multiple languages. 	<p>Public Prep Academies will continue to ensure we are recruiting and serving English Language Learners by:</p> <ul style="list-style-type: none"> - Producing all marketing materials (including our website), advertisements, applications, and presentations in both English and Spanish. - Expanding our recruitment team to include 2 Spanish-speaking associates. - Marketing in neighborhoods that serve a large number of families who do not speak English as their first language. - Conducting Home Language surveys during the application process and conducting home visits to all families before the end of the first trimester. - Ensuring members of each school's main office provide information in multiple languages.
Students with Disabilities	<p>Public Prep Academies ensures we are recruiting and serving Students with Disabilities by:</p> <ul style="list-style-type: none"> - Highlighting our inclusive classrooms and continuum of special education programs in our marketing materials. - Asking about special education services and IEPs during the enrollment process. - Engaging special education support staff at schools during family orientations. 	<p>Public Prep Academies will continue to ensure we are recruiting and serving Students with Disabilities by:</p> <ul style="list-style-type: none"> - Including information about inclusive classrooms and our continuum of special education programs and related services in our marketing materials. - Coordinating recruitment and enrollment strategies with our Director of Student Support to ensure we are providing inclusive and accurate information to all families. - Continuing to ask about special education services, evaluations and IEPs during the enrollment process and making special education support staff available during family orientations. - Seeking out partnerships with head starts and local organizations that serve students with disabilities for recruitment purposes.

Retention Efforts Toward Meeting Targets

	Describe Retention Efforts in 2017-18	Describe Retention Plans in 2018-19)
	Public Prep Academies ensures we are	Public Prep Academies will continue to ensure we are retaining students who are

Economically Disadvantaged	<p>retaining students who are economically disadvantaged by:</p> <ul style="list-style-type: none"> - Providing all families with free and reduced price lunch applications and ensuring 100% return the required documents. 	<p>economically disadvantaged by:</p> <ul style="list-style-type: none"> - Continuing efforts to provide families with free and reduced-price lunches. - Creating opportunities for families to receive a free backpack before school starts via partnerships with STATE bags, ShopBop and Barclay's.
English Language Learners	<p>Public Prep Academies ensures we are retaining students who are English Language Learners by:</p> <ul style="list-style-type: none"> - Providing ELL services to students who require that support, including instruction to develop their speaking, listening, reading and writing skills along with frequent feedback. Some of these services take place in the classroom with access to traditional reading/writing workshops and when required, we will also pull ELL students out of the classroom to strengthen foundational language skills and vocabulary. - Providing both teachers and families with ELL resources/strategies to support students. - Creating language-rich classrooms that enhance vocabularies and immerse students in language. 	<p>Public Prep Academies will continue to ensure we are retaining students who are English Language Learners by:</p> <ul style="list-style-type: none"> - Continuing to provide high-quality, intensive support services to ELL students in both push-in and pull-out settings. - Providing professional development to staff who support ELL students. - Making resources and assistance available to teachers and families who are looking for strategies to better support ELL students.
Students with Disabilities	<p>Public Prep Academies ensures we are retaining Students with Disabilities by:</p> <ul style="list-style-type: none"> - Employing staff, including coaches and learning specialists, who can monitor and support services provided to students with Individualized Education Plans (IEPs). - Using the Integrated Co-Teaching (ICT) model, where students with disabilities are taught in a general education classroom alongside their peers without disabilities. - Differentiating instruction and using flexible grouping so that students receive more individualized support. - Participating in the NYC Charter School Special Education Collaborative, where staff members can access professional development and resources for supporting students with disabilities. 	<p>Public Prep Academies will continue to ensure we are retaining Students with Disabilities by:</p> <ul style="list-style-type: none"> - Continuing to build a staff that monitors and supports services provided to students with IEPs. We will also add a network-wide Director of Student Support to standardize these efforts and ensure we are delivering high-quality support. - Adding professional development opportunities for all staff to increase our capacity to serve students with disabilities. - Continuing to utilize our ICT model in classrooms. - Continuing to differentiate instruction and use flexible grouping for individualized support. - Continuing to participate in the NYC Charter School Special Education Collaborative.



Entry 11 Classroom Teacher and Administrator Attrition

Created: 07/10/2018 • Last updated: 07/25/2018

Report changes in teacher and administrator staffing.

Instructions for completing the Classroom Teacher and Administrator Attrition Tables

Charter schools must complete the tables titled 2017-2018 Classroom Teacher and Administrator Attrition to report changes in teacher and administrator staffing during the 2017-2018 school year. Please provide the full time equivalent (FTE) of staff on June 30, 2017; the FTE for any departed staff from July 1, 2017 through June 30, 2018; the FTE for added staff from July 1, 2017 through June 30, 2018; and the FTE of staff added in newly created positions from July 1, 2017 through June 30, 2018 using the tables provided.

1. Classroom Teacher Attrition Table

	FTE Classroom Teachers on 6/30/17	FTE Classroom Teachers Departed 7/1/17 - 6/30/18	FTE Classroom Teachers Filling Vacant Positions 7/1/17 - 6/30/18	FTE Classroom Teachers Added in New Positions 7/1/17 - 6/30/18	FTE of Classroom Teachers on 6/30/18
	59	31	33	0	61

2. Administrator Position Attrition Table

	FTE Administrative Positions on 6/30/17	FTE Administrators Departed 7/1/17 - 6/30/18	FTE Administrators Filling Vacant Positions 7/1/17 - 6/30/18	FTE Administrators Added in New Positions 7/1/17 - 6/30/18	FTE Administrative Positions on 6/30/18
	8	3	3	2	10

3. Tell your school's story

Charter schools may provide additional information in this section of the Annual Report about their respective teacher and administrator attrition rates as some teacher or administrator departures do not reflect advancement or movement within the charter school networks. Schools may provide additional detail to reflect a teacher’s advancement up the ladder to a leadership position within the network or an administrator’s movement to lead a new network charter school.

(No response)

4. Charter schools must ensure that all prospective employees receive clearance through [the NYSED Office of School Personnel Review and Accountability](#) (OSPRA) prior to employment. After an employee has been cleared, schools are required to maintain proof of such clearance in the file of each employee. For the safety of all students, charter schools must take immediate steps to terminate the employment of individuals who have been denied clearance. Once the employees have been terminated, the school must terminate the request for clearance in the TEACH system.

Have all employees have been cleared through the NYSED TEACH system?

Yes

5. For perspective or current employees whose clearance has been denied, have you terminated their employment and removed them from the TEACH system?

	Not Applicable
--	----------------

Thank you

2018-2019

CALENDAR

July						
Su	M	Tu	W	Th	F	Sa
1	2	3	4	5	6	7
8	9	10	11	12	13	14
15	16	17	18	19	20	21
22	23	24	25	26	27	28
29	30	31				

0 Instructional Days

July 4: Independence Day

July 16-27 School Leadership Retreat

August						
Su	M	Tu	W	Th	F	Sa
			1	2	3	4
5	6	7	8	9	10	11
12	13	14	15	16	17	18
19	20	21	22	23	24	25
26	27	28	29	30	31	

0 Instructional Days

Aug 13: First Day for All Staff

Aug 24: Network-wide Day

September						
Su	M	Tu	W	Th	F	Sa
						1
2	3	4	5	6	7	8
9	10	11	12	13	14	15
16	17	18	19	20	21	22
23	24	25	26	27	28	29
30						

19 Instructional Days

Sept 3: Labor Day

Sept 4: First Day of School

October						
Su	M	Tu	W	Th	F	Sa
	1	2	3	4	5	6
7	8	9	10	11	12	13
14	15	16	17	18	19	20
21	22	23	24	25	26	27
28	29	30	31			

22 Instructional Days

Oct 8: Indigenous Peoples' Day

November						
Su	M	Tu	W	Th	F	Sa
				1	2	3
4	5	6	7	8	9	10
11	12	13	14	15	16	17
18	19	20	21	22	23	24
25	26	27	28	29	30	

19 Instructional Days

Nov 6: Election Day/ Network Day

Nov 21: End of Trimester 1 (Half Day)

Nov 22-23: Thanksgiving Recess

December						
Su	M	Tu	W	Th	F	Sa
						1
2	3	4	5	6	7	8
9	10	11	12	13	14	15
16	17	18	19	20	21	22
23	24	25	26	27	28	29
30	31					

14 Instructional Days

Dec 6: No School- Family -Teacher Conference #1

Dec 24-Jan 4: Winter Recess

January						
Su	M	Tu	W	Th	F	Sa
		1	2	3	4	5
6	7	8	9	10	11	12
13	14	15	16	17	18	19
20	21	22	23	24	25	26
27	28	29	30	31		

17 Instructional Days

Jan 1: New Year's Day

Jan 1-4: Winter Recess

Jan 7: Network-Wide Day

Jan 21: MLK Day

February						
Su	M	Tu	W	Th	F	Sa
					1	2
3	4	5	6	7	8	9
10	11	12	13	14	15	16
17	18	19	20	21	22	23
24	25	26	27	28		

14 Instructional Days

Feb 15: Network-Wide Day

Feb 18-22: Midwinter Recess

March						
Su	M	Tu	W	Th	F	Sa
					1	2
3	4	5	6	7	8	9
10	11	12	13	14	15	16
17	18	19	20	21	22	23
24	25	26	27	28	29	30
31						

19 Instructional Days

March 8: End of Trimester 2

March 21: No School- Family-Teacher Conference #2

March 22: No School

April						
Su	M	Tu	W	Th	F	Sa
	1	2	3	4	5	6
7	8	9	10	11	12	13
14	15	16	17	18	19	20
21	22	23	24	25	26	27
28	29	30				

22 Instructional Days

April 2-4: NYS ELA Test (Confirmed)

April 5-9 NYS ELA Makeups (Confirmed)

May						
Su	M	Tu	W	Th	F	Sa
			1	2	3	4
5	6	7	8	9	10	11
12	13	14	15	16	17	18
19	20	21	22	23	24	25
26	27	28	29	30	31	

17 Instructional Days

May 1-3: NYS Math Test (Confirmed)

May 6-8: NYS Math Makeups (Confirmed)

May 13-17: May Recess

May 22-May 31: NYS Science Test Performance Window

May 27: Memorial Day

May 28-31: College and Career Week

June						
Su	M	Tu	W	Th	F	Sa
						1
2	3	4	5	6	7	8
9	10	11	12	13	14	15
16	17	18	19	20	21	22
23	24	25	26	27	28	29
30						

17 Instructional Days

June 3: NYS Science Written Test (Confirmed)

June 6: Network-Wide Day

June TBD: Algebra I Regents

June 26: Last Day for Students (1/2 Day)

June 27: Graduation

June 28: Last Day for Staff