



# Entry 1 School Information and Cover Page

Created: 06/25/2018 • Last updated: 07/26/2018

Please be advised that you will need to complete this cover page (including signatures) before all of the other tasks assigned to you by your authorizer are visible on your task page. While completing this task, please ensure that you select the correct authorizer **(as of June 30, 2018)** or you may not be assigned the correct tasks.

**a. SCHOOL NAME**

(Select name from the drop down menu)

NEW VISIONS CHS FOR ADVANCED MATH AND SCIENCE (SUNY TRUSTEES)

**b. CHARTER AUTHORIZER (As of June 30th, 2018)**

(For technical reasons, please re-select authorizer name from the drop down menu).

SUNY-Authorized Charter School

**c. DISTRICT / CSD OF LOCATION**

NYC CSD 10

**d1. SCHOOL INFORMATION**

	PRIMARY ADDRESS	PHONE NUMBER	FAX NUMBER	EMAIL ADDRESS
	99 Terrace View Bronx, NY 10463			

**d2. PHONE CONTACT NUMBER FOR AFTER HOURS EMERGENCIES**

Contact Name	Anton Pena
Title	Director of School Operations
Emergency Phone Number (###-###-####)	

**e. SCHOOL WEB ADDRESS (URL)**

<http://www.newvisions.org/ams>

**f. DATE OF INITIAL CHARTER**

12/2010

**g. DATE FIRST OPENED FOR INSTRUCTION**

08/2011

i. TOTAL ENROLLMENT ON JUNE 30, 2018 476

j. GRADES SERVED IN SCHOOL YEAR 2017-18

Check all that apply

Grades Served	9, 10, 11, 12
---------------	---------------

k1. DOES THE SCHOOL CONTRACT WITH A CHARTER OR EDUCATIONAL MANAGEMENT ORGANIZATION? Yes

k2. NAME OF CMO/EMO AND ADDRESS

NAME OF CMO/EMO	New Visions for Public Schools
PHYSICAL STREET ADDRESS	<div></div>
CITY	
STATE	
ZIP CODE	
EMAIL ADDRESS	

l1. FACILITIES

Does the school maintain or operate multiple sites?

	No, just one site.
--	--------------------

12. SCHOOL SITES

Please list the sites where the school will operate for the upcoming school year.

	Physical Address	Phone Number	District/CSD	Grades Served at Site (K-5, 6-9, etc.)	Receives Rental Assistance	Rental Assistance for Which Grades (write N/A if applicable)
Site 1 (same as primary site)	99 Terrace View Bronx, NY 10463		NYC CSD 10	9-12	N/A	N/A
Site 2						
Site 3						

12a. Please provide the contact information for Site 1.

	Name	Work Phone	Alternate Phone	Email Address
School Leader	Robert Hiller			
Operational Leader	Anton Pena			
Compliance Contact	Matt Gill			
Complaint Contact	Matt Gill			
DASA Coordinator	Anton Pena			

m1. Are any sites in co-located space? If yes, please proceed to the next question.

Yes

**m2. Please list the terms of your current co-location.**

	Date school will leave current co-location	Is school working with NYCDOE to expand into current space?	If so, list year expansion will occur.	Is school working with NYCDOE to move to separate space?	If so, list the proposed space and year planned for move	School at Full Capacity at Site
Site 1 (primary site)	No plans to leave current co-location space	No		No		Yes
Site 2						
Site 3						

**n1. Were there any revisions to the school’s charter during the 2017-18 school year? (Please include approved or pending material and non-material charter revisions).**

No

**o. Name and Position of Individual(s) Who Completed the 2016-17 Annual Report.**

Matt Gill, Director of Charter Operations, Melissa Marcus, Senior Program Officer, Charter, Robert Hiller, Principal

**p. Our signatures (Head of School and Board President) below attest that all of the information contained herein is truthful and accurate and that this charter school is in compliance with all aspects of its charter, and with all pertinent Federal, State, and local laws, regulations, and rules. We understand that if any information in any part of this report is found to have been deliberately misrepresented, that will constitute grounds for the revocation of our charter. Check **YES** if you agree and then use the mouse on your PC or the stylist on your mobile device to sign your name).**

Yes

**Signature, Head of Charter School**

Robert A. Hiller

**Signature, President of the Board of Trustees**

M. G. Schenck

**Date**

2018/07/26

**Thank you.**



# Entry 2 NYS School Report Card Link

Last updated: 06/27/2018

## NEW VISIONS CHS FOR ADVANCED MATH AND SCIENCE (SUNY TRUSTEES)

### 1. CHARTER AUTHORIZER (As of June 30th, 2018)

SUNY-Authorized Charter School

(For technical reasons, please re-select authorizer name from the drop down menu).

### 2. NEW YORK STATE REPORT CARD

Provide a direct URL or web link to the most recent New York State School Report Card for the charter school (See <https://reportcards.nysed.gov/>).

(Charter schools completing year one will not yet have a School Report Card or link to one. Please type "URL is not available" in the space provided).

<https://data.nysed.gov/reportcard.php?instid=800000070185&year=2017&createreport=1&allchecked=1&enrollment=1&avgclasssize=1&freelunch=1&attendance=1&suspensions=1&teacherqual=1&teacherturnover=1&staffcounts=1&hscompleters=1&hsnoncompleters=1&postgradcompleters=1&naep=1&cohort=1&regents=1&nyseslat=1>



# Entry 4 Expenditures per Child

Last updated: 08/01/2018

## NEW VISIONS CHS FOR ADVANCED MATH AND SCIENCE (SUNY TRUSTEES)Section Heading

### Financial Information

This information is required of ALL charter schools. Provide the following measures of fiscal performance of the charter school in Appendix B (Total Expenditures and Administrative Expenditures Per Child):

### 1. Total Expenditures Per Child

To calculate '**Total Expenditures per Child**' take total expenditures (from the unaudited 2017-18 Schedule of Functional Expenses) and divide by the year end FTE student enrollment. (Integers Only. No dollar signs or commas).

**Note:** *The information on the Schedule of Functional Expenses on pages 41-43 of the Audit Guide can help schools locate the amounts to use in the two per pupil calculations:* <http://www.p12.nysed.gov/psc/AuditGuide.html>

Line 1: Total Expenditures	7390632
Line 2: Year End FTE student enrollment	476
Line 3: Divide Line 1 by Line 2	15527

## 2. Administrative Expenditures per Child

To calculate **'Administrative Expenditures per Child'** To calculate "Administrative Expenditures per Child" first *add* together the following:

1. Take the relevant portion from the 'personnel services cost' row and the 'management and general' column (from the unaudited 2017-18 Schedule of Functional Expenses)
2. Any contracted administrative/management fee paid to other organizations or corporations
3. Take the total from above and divide it by the year-end FTE enrollment. The relevant portion that must be included in this calculation is defined as follows:

Administrative Expenditures: Administration and management of the charter school includes the activities and personnel of the offices of the chief school officer, the finance or business offices, school operations personnel, data management and reporting, human resources, technology, etc. It also includes those administrative and management services provided by other organizations or corporations on behalf of the charter school for which the charter school pays a fee or other compensation. Do not include the FTE of personnel whose role is to directly support the instructional program.

**Notes:**  
***The information on the Schedule of Functional Expenses on pages 41-43 of the Audit Guide can help schools locate the amounts to use in the two per pupil calculations:***  
***<http://www.p12.nysed.gov/psc/AuditGuide.html>.***  
**Employee benefit costs or expenditures should not be reported in the above calculations.**

Line 1: Relevant Personnel Services Cost (Row)	706999
Line 2: Management and General Cost (Column)	520695
Line 3: Sum of Line 1 and Line 2	1227694
Line 5: Divide Line 3 by the Year End FTE student enrollment	2579

***Thank you.***





**Charter Schools Institute**  
The State University of New York

## GENERAL INSTRUCTIONS FOR ANNUAL BUDGET/QUARTERLY REPORT

### TEMPLATE TABS

#### 1- GRAY tab contains the Instructions




<a href="#">Instructions</a>	Provides description of tabs and input requirements.
<a href="#">Funding by District</a>	Charter School Tuition Rates

#### 2- BLUE tabs require input of information

<a href="#">1.) Name of School</a>	>Select school name from list. >Enter contact information.
<a href="#">2.) Enrollment</a>	Enter enrollment information for Annual Budget (& Revisions) and Quarterly Actuals. Includes: >Enrollment by Grade >Enrollment by District
<a href="#">3.) Staffing Plan</a>	Enter staffing plan information for Annual Budget (& Revisions) and Quarterly Actuals. Includes: >Full Time Equivalent (FTE), by Position Category, By Quarter
<a href="#">4.) Yearly Budget</a>	Enter Yearly Budget information. Includes: >"Pior Year" column may be completed based upon preliminary data, and adjusted with Annual Audited data when the Quarter 2 Actuals are being submitted. (Note: Quarterly Revenue allocation may be set) >Budgeted Enrollment data and Per Pupil Revenue for the current year are populated based upon input on tab "2.) Enrollment." >Budgeted FTE for current year is populated based upon input on tab "3.) Staffing Plan." >All other sources of revenue >All expenses >Budget Revisions, as necessary and <i>approved</i> by the school's Board of Directors, should be submitted when submitting Quarterly Actuals
<a href="#">5.) Balance Sheet</a>	Enter Balance Sheet information for EdCorps. Separate schools merged into a primary EdCorp should NOT use this tab. >"Pior Year" column may be completed based upon preliminary data, and adjusted with Annual Audited data when the Quarter 2 Actuals are being submitted.

<a href="#">6.) Quarterly Report</a>	Enter Actual Quarterly Report information . Includes: >Actual Enrollment data and Per Pupil Revenue for the current year are populated based upon input on tab "2.) Enrollment." >Actual FTE for current year is populated based upon input on tab "3.) Staffing Plan." >All other sources of revenue >All expenses
<a href="#">7.) Annual Report Requirement</a>	Complete when submitting Actual Quarter 4.

#### CELL COLORS & GUIDANCE COMMENTS

-  = Enter information into the light BLUE shaded cells.
-  = Cells labeled in ORANGE contain guidance regarding the input of information.
-  = Cells containing RED triangles in the upper right corner contain "guidance comments" on that particular line item. Please "mouse-over" the triangle to reveal each comment.

Ver. 20180531

**Charter Funding Alphabetical By NYS School District**  
**\* (Sum of Charter School Basic Tuition and Supplemental Basic Tuition)**



## ANNUAL BUDGET & QUARTERLY REPORT TEMPLATE

### New Visions Charter High School for Advanced Math and Science

#### SCHOOL

Name:	New Visions Charter High School for Advanced Math and Science
-------	---

#### CONTACT INFORMATION

Contact Name:	Cynthia Rietscha
Contact Title:	Chief Operating Officer
Contact Email:	
Contact Phone:	

#### REPORT PERIOD

Current Academic Year:	2018-19
Prior Academic Year:	2017-18

**NEW VISIONS CHARTER HIGH SCHOOL FOR ADVANCED MATH AND SCIENC**  
**2018-19**

## ENROLLMENT BY GRADES

<b>GRADES</b>	<b>K</b>	<b>1</b>	<b>2</b>	<b>3</b>	<b>4</b>	<b>5</b>	<b>6</b>	<b>7</b>
<b>INITIAL BUDGETED ENROLLMENT</b>								
<b>TOTAL ENROLLMENT = 514</b>								

## ENROLLMENT BY DISTRICT

[illegible]

[illegible]

8	9	10	11	12
	150	137	117	110

[illegible]





PLAN - FULL TIME EQUIVALENT

STAFFING PLAN - FULL TIME EQUIVALENT ("FTE")

\*NOTE: Enter the number of FTE positions in the "blue" cells.

\*NOTE: Enter the number of FTE positions in the "blue" cells.

\*NOTE: If there are NO budget revisions at the time of quarterly submittal leave the 'REVISED' Column(s) COMPLETELY BLANK.

\*NOTE:

ADMINISTRATIVE PERSONNEL FTE	ADMINISTRATIVE PERSONNEL FTE
Executive Management	Executive Management
Instructional Management	Instructional Management
Deans, Directors & Coordinators	Deans, Directors & Coordinators
CFO / Director of Finance	CFO / Director of Finance
Operation / Business Manager	Operation / Business Manager
Administrative Staff	Administrative Staff
TOTAL ADMINISTRATIVE STAFF	TOTAL ADMINISTRATIVE STAFF

PRIOR YEAR
2017-18
ACTUAL
1.0
3.0
8.0
1.0
6.0
4.0
23.0

ANNUAL BUDGETED FTE							
Q1		Q2		Q3		Q4	
Original	Revised	Original	Revised	Original	Revised	Original	Revised
1.0		1.0		1.0		1.0	
5.0		5.0		5.0		5.0	
9.0		9.0		9.0		9.0	
1.0		1.0		1.0		1.0	
4.0		4.0		4.0		4.0	
6.0		6.0		6.0		6.0	
26.0	0.0	26.0	0.0	26.0	0.0	26.0	0.0

INSTRUCTIONAL PERSONNEL FTE	INSTRUCTIONAL PERSONNEL FTE
Teachers - Regular	Teachers - Regular
Teachers - SPED	Teachers - SPED
Substitute Teachers	Substitute Teachers
Teaching Assistants	Teaching Assistants
Specialty Teachers	Specialty Teachers
Aides	Aides
Therapists & Counselors	Therapists & Counselors
Other	Other
TOTAL INSTRUCTIONAL	TOTAL INSTRUCTIONAL

PRIOR YEAR
2017-18
ACTUAL
24.0
6.0
7.0
7.0
44.0

ANNUAL BUDGETED FTE							
Q1		Q2		Q3		Q4	
Original	Revised	Original	Revised	Original	Revised	Original	Revised
25.0		25.0		25.0		25.0	
5.0		5.0		5.0		5.0	
9.0		9.0		9.0		9.0	
7.0		7.0		7.0		7.0	
46.0	0.0	46.0	0.0	46.0	0.0	46.0	0.0

NON-INSTRUCTIONAL PERSONNEL FTE	NON-INSTRUCTIONAL PERSONNEL FTE
Nurse	Nurse
Librarian	Librarian
Custodian	Custodian
Security	Security
Other	Other
TOTAL NON-INSTRUCTIONAL	TOTAL NON-INSTRUCTIONAL

PRIOR YEAR
2017-18
ACTUAL
0.0

ANNUAL BUDGETED FTE							
Q1		Q2		Q3		Q4	
Original	Revised	Original	Revised	Original	Revised	Original	Revised
0.0	0.0	0.0	0.0	0.0	0.0	0.0	0.0

TOTAL PERSONNEL SERVICE FTE	TOTAL PERSONNEL SERVICE FTE
-----------------------------	-----------------------------

67.0
------

72.0	0.0	72.0	0.0	72.0	0.0	72.0	0.0
------	-----	------	-----	------	-----	------	-----

INTER HIGH SCHOOL FOR ADVANCED STUDIES  
 2018-19

PLAN - FULL TIME EQUIVALENT

**\*NOTE:** Enter the number of FTE positions in the "blue" cells.

Should be input.

**\*NOTE:** State the assumptions that are being made for personnel FTE levels.

ADMINISTRATIVE PERSONNEL FTE		Description of Assumptions
	Q4	
	Actual	
Executive Management		
Instructional Management		
Deans, Directors & Coordinators		
CFO / Director of Finance		
Operation / Business Manager		
Administrative Staff		
TOTAL ADMINISTRATIVE STAFF	0.0	
INSTRUCTIONAL PERSONNEL FTE		Description of Assumptions
	Q4	
	Actual	
Teachers - Regular		
Teachers - SPED		
Substitute Teachers		
Teaching Assistants		
Specialty Teachers		
Aides		
Therapists & Counselors		
Other		
TOTAL INSTRUCTIONAL	0.0	
NON-INSTRUCTIONAL PERSONNEL FTE		Description of Assumptions
	Q4	
	Actual	
Nurse		
Librarian		
Custodian		
Security		
Other		
TOTAL NON-INSTRUCTIONAL	0.0	
TOTAL PERSONNEL SERVICE FTE	0.0	



	NEW VISIONS CHARTER HIGH SCHOOL FOR ADVANCED MATH AND SCIENC Budget / Operating Plan 2018-19							
Total Revenue	7,657,468	2,182,798	-	-	2,300,000	-	-	2,127,889
Total Expenses	6,943,117	2,271,633	-	-	2,200,838	-	-	2,050,600
Net Income	714,351	(88,836)	-	-	99,162	-	-	77,289
Actual Student Enrollment	478	514	-	-	514	-	-	514
	Prior Year Actual 2017-18 Revenue Per Pupil	1st Quarter - 7/1 - 9/30			2nd Quarter - 10/1 - 12/31			3rd Quarter - 1/1 - 3/31
		Original Budget	Revised Budget	Variance	Original Budget	Revised Budget	Variance	Original Budget
Charter School Program (CSP) Planning & Implementation				-			-	
Other				-			-	
Other				-			-	
TOTAL REVENUE FROM FEDERAL SOURCES	59,812	-	-	-	117,202	-	-	53,015
<b>LOCAL and OTHER REVENUE</b>								
Contributions and Donations				-			-	
Fundraising				-			-	
Erate Reimbursement				-			-	
Earnings on Investments				-			-	
Interest Income	5,096			-			-	
Food Service (Income from meals)				-			-	
Text Book				-			-	
OTHER	47,928			-			-	
TOTAL REVENUE FROM LOCAL and OTHER SOURCES	53,024	-	-	-	-	-	-	-
<b>TOTAL REVENUE</b>	<b>7,657,468</b>	<b>2,182,798</b>	<b>-</b>	<b>-</b>	<b>2,300,000</b>	<b>-</b>	<b>-</b>	<b>2,127,889</b>

			NEW VISIONS CHARTER HIGH SCHOOL FOR ADVANCED MATH AND SCIENC						
			Budget / Operating Plan						
			2018-19						
Total Revenue			7,657,468	2,182,798	-	-	2,300,000	-	2,127,889
Total Expenses			6,943,117	2,271,633	-	-	2,200,838	-	2,050,600
Net Income			714,351	(88,836)	-	-	99,162	-	77,289
Actual Student Enrollment			478	514	-	-	514	-	514
			Prior Year Actual 2017-18 Revenue Per Pupil	1st Quarter - 7/1 - 9/30			2nd Quarter - 10/1 - 12/31		
				Original Budget	Revised Budget	Variance	Original Budget	Revised Budget	Original Budget
<b>EXPENSES</b>									
<b>ADMINISTRATIVE STAFF PERSONNEL COSTS</b>									
	Avg. No. of Positions								
Executive Management	1.00		139,318	39,269		-	39,269		39,269
Instructional Management	5.00		341,677	158,305		-	158,305		158,305
Deans, Directors & Coordinators	9.00		294,327	95,580		-	95,580		95,580
CFO / Director of Finance	1.00		118,678	33,754		-	33,754		33,754
Operation / Business Manager	4.00		313,558	90,705		-	90,705		90,705
Administrative Staff	6.00		185,144	32,232		-	32,232		32,232
TOTAL ADMINISTRATIVE STAFF	26.00		1,392,702	449,845	-	-	449,845	-	449,845
<b>INSTRUCTIONAL PERSONNEL COSTS</b>									
Teachers - Regular	25.00		1,484,075	421,082		-	441,267		441,267
Teachers - SPED	5.00		427,857	79,256		-	99,441		99,441
Substitute Teachers	-					-			
Teaching Assistants	-					-			
Specialty Teachers	9.00		494,762	153,701		-	173,886		173,886
Aides	-					-			
Therapists & Counselors	7.00		450,745	127,695		-	127,695		127,695
Other	-					-			
TOTAL INSTRUCTIONAL	46.00		2,857,439	781,734	-	-	842,289	-	842,289
<b>NON-INSTRUCTIONAL PERSONNEL COSTS</b>									
Nurse	-					-			
Librarian	-					-			
Custodian	-					-			
Security	-					-			
Other	-					-			
TOTAL NON-INSTRUCTIONAL	-		-	-	-	-	-	-	-
<b>SUBTOTAL PERSONNEL SERVICE COSTS</b>									
	72.00		4,250,141	1,231,579	-	-	1,292,134	-	1,292,134
<b>PAYROLL TAXES AND BENEFITS</b>									
Payroll Taxes			339,846	107,763		-	113,062		113,062
Fringe / Employee Benefits			467,599	199,516		-	209,326		209,326

		NEW VISIONS CHARTER HIGH SCHOOL FOR ADVANCED MATH AND SCIENC							
		Budget / Operating Plan							
		2018-19							
Total Revenue		7,657,468	2,182,798	-	-	2,300,000	-	-	2,127,889
Total Expenses		6,943,117	2,271,633	-	-	2,200,838	-	-	2,050,600
Net Income		714,351	(88,836)	-	-	99,162	-	-	77,289
Actual Student Enrollment		478	514	-	-	514	-	-	514
		Prior Year Actual	1st Quarter - 7/1 - 9/30			2nd Quarter - 10/1 - 12/31			3rd Quarter
		2017-18							
		Revenue Per Pupil	Original Budget	Revised Budget	Variance	Original Budget	Revised Budget	Variance	Original Budget
Retirement / Pension		223,855	86,210		-	90,449		-	90,449
TOTAL PAYROLL TAXES AND BENEFITS		1,031,300	393,489	-	-	412,837	-	-	412,837
TOTAL PERSONNEL SERVICE COSTS	72.00	5,281,441	1,625,068	-	-	1,704,971	-	-	1,704,971
CONTRACTED SERVICES									
Accounting / Audit		23,378	-		-	15,000		-	3,000
Legal		1,361	1,250		-	1,250		-	1,250
Management Company Fee		520,695	227,207		-	236,583		-	117,845
Nurse Services					-			-	
Food Service / School Lunch					-			-	
Payroll Services		16,303	5,526		-	5,526		-	5,526
Special Ed Services					-			-	
Titlement Services (i.e. Title I)					-			-	
Other Purchased / Professional / Consulting		255,526	21,500		-	84,500		-	66,500
TOTAL CONTRACTED SERVICES		817,263	255,483	-	-	342,859	-	-	194,121

**NEW VISIONS CHARTER HIGH SCHOOL FOR ADVANCED MATH AND SCIENC**  
**Budget / Operating Plan**  
**2018-19**

<b>Total Revenue</b>	<b>7,657,468</b>	<b>2,182,798</b>	-	-	<b>2,300,000</b>	-	-	<b>2,127,889</b>
<b>Total Expenses</b>	<b>6,943,117</b>	<b>2,271,633</b>	-	-	<b>2,200,838</b>	-	-	<b>2,050,600</b>
<b>Net Income</b>	<b>714,351</b>	<b>(88,836)</b>	-	-	<b>99,162</b>	-	-	<b>77,289</b>
<b>Actual Student Enrollment</b>	<b>478</b>	<b>514</b>	-	-	<b>514</b>	-	-	<b>514</b>
	<b>Prior Year Actual</b>	<b>1st Quarter - 7/1 - 9/30</b>			<b>2nd Quarter - 10/1 - 12/31</b>			<b>3rd Quarter</b>
	<b>2017-18</b>	<b>Original</b>	<b>Revised</b>		<b>Original</b>	<b>Revised</b>		<b>Original</b>
	<b>Revenue Per Pupil</b>	<b>Budget</b>	<b>Budget</b>	<b>Variance</b>	<b>Budget</b>	<b>Budget</b>	<b>Variance</b>	<b>Budget</b>
<b>SCHOOL OPERATIONS</b>								
Board Expenses				-			-	
Classroom / Teaching Supplies & Materials	72,832	13,000		-	20,000		-	20,000
Special Ed Supplies & Materials				-			-	
Textbooks / Workbooks	5,968	5,000		-	-		-	-
Supplies & Materials other	87,775	27,000		-	24,000		-	19,000
Equipment / Furniture	220	250		-	250		-	250
Telephone	40,357	9,870		-	9,870		-	9,870
Technology	195,365	95,000		-	8,000		-	17,000
Student Testing & Assessment	15,205	1,000		-	6,000		-	10,000
Field Trips				-			-	
Transportation (student)	17,823	5,000		-	6,500		-	2,500
Student Services - other	20,992	3,000		-	2,000		-	3,000
Office Expense	49,100	17,000		-	17,500		-	20,500
Staff Development	32,094	3,250		-	15,500		-	13,000
Staff Recruitment	11,378	2,000		-	1,500		-	1,500
Student Recruitment / Marketing	300	500		-	500		-	4,500
School Meals / Lunch				-			-	
Travel (Staff)	1,662	400		-	200		-	700
Fundraising				-			-	
Other	128,941	18,688		-	31,188		-	24,688
<b>TOTAL SCHOOL OPERATIONS</b>	<b>680,012</b>	<b>200,958</b>	-	-	<b>143,008</b>	-	-	<b>146,508</b>
<b>FACILITY OPERATION &amp; MAINTENANCE</b>								
Insurance	49,578	53,124		-	-		-	-
Janitorial				-			-	
Building and Land Rent / Lease / Facility Finance Interest	1,351	2,000		-	-		-	-
Repairs & Maintenance	5,369	40,000		-	5,000		-	-
Equipment / Furniture	81,689	75,000		-	5,000		-	5,000
Security				-			-	
Utilities				-			-	
<b>TOTAL FACILITY OPERATION &amp; MAINTENANCE</b>	<b>137,987</b>	<b>170,124</b>	-	-	<b>10,000</b>	-	-	<b>5,000</b>
<b>DEPRECIATION &amp; AMORTIZATION</b>	<b>26,414</b>	<b>20,000</b>		-			-	
<b>RESERVES / CONTINGENCY</b>				-			-	
<b>DEFERRED RENT</b>								

	NEW VISIONS CHARTER HIGH SCHOOL FOR ADVANCED MATH AND SCIENC							
	Budget / Operating Plan							
	2018-19							
Total Revenue	7,657,468	2,182,798	-	-	2,300,000	-	-	2,127,889
Total Expenses	6,943,117	2,271,633	-	-	2,200,838	-	-	2,050,600
Net Income	714,351	(88,836)	-	-	99,162	-	-	77,289
Actual Student Enrollment	478	514	-	-	514	-	-	514
	Prior Year Actual	1st Quarter - 7/1 - 9/30			2nd Quarter - 10/1 - 12/31			3rd Quarter
	2017-18							
	Revenue Per	Original	Revised		Original	Revised		Original
	Pupil	Budget	Budget	Variance	Budget	Budget	Variance	Budget
TOTAL EXPENSES	<u>6,943,117</u>	<u>2,271,633</u>	-	-	<u>2,200,838</u>	-	-	<u>2,050,600</u>
NET INCOME	<u>714,351</u>	<u>(88,836)</u>	-	-	<u>99,162</u>	-	-	<u>77,289</u>



	NEW VISIONS CHARTER HIGH SCHOOL FOR ADVANCED MATH AND SCIENC Budget / Operating Plan 2018-19							
Total Revenue	7,657,468	2,182,798	-	-	2,300,000	-	-	2,127,889
Total Expenses	6,943,117	2,271,633	-	-	2,200,838	-	-	2,050,800
Net Income	714,351	(88,836)	-	-	99,162	-	-	77,289
Actual Student Enrollment	478	514	-	-	514	-	-	514
	Prior Year Actual 2017-18 Revenue Per Pupil	1st Quarter - 7/1 - 9/30			2nd Quarter - 10/1 - 12/31			3rd Quarter - 1/1 - 3/31
		Original Budget	Revised Budget	Variance	Original Budget	Revised Budget	Variance	Original Budget
ENROLLMENT - *School Districts Are Linked To Above Entries*								
Number of Districts:	1	1	-	-	1	-	-	1
NYC CHANCELLOR'S OFFICE	478	514	-	-	514	-	-	514
-	-	-	-	-	-	-	-	-
-	-	-	-	-	-	-	-	-
-	-	-	-	-	-	-	-	-
-	-	-	-	-	-	-	-	-
-	-	-	-	-	-	-	-	-
-	-	-	-	-	-	-	-	-
-	-	-	-	-	-	-	-	-
-	-	-	-	-	-	-	-	-
-	-	-	-	-	-	-	-	-
-	-	-	-	-	-	-	-	-
-	-	-	-	-	-	-	-	-
-	-	-	-	-	-	-	-	-
-	-	-	-	-	-	-	-	-
-	-	-	-	-	-	-	-	-
ALL OTHER School Districts: ( Weighted Avg )	-	-	-	-	-	-	-	-
TOTAL ENROLLMENT	478	514	-	-	514	-	-	514
REVENUE PER PUPIL	16,020	4,247	-	-	4,475	-	-	4,140
EXPENSES PER PUPIL	14,525	4,420	-	-	4,282	-	-	3,989



	E				
<b>Total Revenue</b>	-	-	<b>2,274,497</b>	-	-
<b>Total Expenses</b>	-	-	<b>2,160,331</b>	-	-
<b>Net Income</b>	-	-	<b>114,166</b>	-	-
<b>Actual Student Enrollment</b>	-	-	<b>514</b>	-	-
	<b>Quarter - 1/1 - 3/31</b>		<b>4th Quarter - 4/1 - 6/30</b>		
	<b>Revised Budget</b>	<b>Variance</b>	<b>Original Budget</b>	<b>Revised Budget</b>	<b>Variance</b>
Charter School Program (CSP) Planning & Implementation		-			-
Other		-			-
Other		-			-
<b>TOTAL REVENUE FROM FEDERAL SOURCES</b>	-	-	159,045	-	-
<b>LOCAL and OTHER REVENUE</b>					
Contributions and Donations		-			-
Fundraising		-			-
Erate Reimbursement		-			-
Earnings on Investments		-			-
Interest Income		-			-
Food Service (Income from meals)		-			-
Text Book		-	40,578		-
OTHER		-			-
<b>TOTAL REVENUE FROM LOCAL and OTHER SOURCES</b>	-	-	40,578	-	-
<b>TOTAL REVENUE</b>	-	-	<b>2,274,497</b>	-	-

			E				
Total Revenue			-	-	2,274,497	-	-
Total Expenses			-	-	2,160,331	-	-
Net Income			-	-	114,166	-	-
Actual Student Enrollment			-	-	514	-	-
			Quarter - 1/1 - 3/31		4th Quarter - 4/1 - 6/30		
			Revised Budget	Variance	Original Budget	Revised Budget	Variance
EXPENSES							
ADMINISTRATIVE STAFF PERSONNEL COSTS		Avg. No. of Positions					
Executive Management	1.00			-	39,269		-
Instructional Management	5.00			-	158,305		-
Deans, Directors & Coordinators	9.00			-	95,580		-
CFO / Director of Finance	1.00			-	33,754		-
Operation / Business Manager	4.00			-	90,705		-
Administrative Staff	6.00			-	32,232		-
TOTAL ADMINISTRATIVE STAFF	26.00		-	-	449,845	-	-
INSTRUCTIONAL PERSONNEL COSTS							
Teachers - Regular	25.00			-	444,613		-
Teachers - SPED	5.00			-	102,787		-
Substitute Teachers	-			-			-
Teaching Assistants	-			-			-
Specialty Teachers	9.00			-	177,232		-
Aides	-			-			-
Therapists & Counselors	7.00			-	127,695		-
Other	-			-			-
TOTAL INSTRUCTIONAL	46.00		-	-	852,327	-	-
NON-INSTRUCTIONAL PERSONNEL COSTS							
Nurse	-			-			-
Librarian	-			-			-
Custodian	-			-			-
Security	-			-			-
Other	-			-			-
TOTAL NON-INSTRUCTIONAL	-		-	-	-	-	-
SUBTOTAL PERSONNEL SERVICE COSTS		72.00	-	-	1,302,172	-	-
PAYROLL TAXES AND BENEFITS							
Payroll Taxes				-	113,940		-
Fringe / Employee Benefits				-	210,952		-

Page 20 of

		E			
<b>Total Revenue</b>		-	-	2,274,497	-
<b>Total Expenses</b>		-	-	2,160,331	-
<b>Net Income</b>		-	-	114,166	-
<b>Actual Student Enrollment</b>		-	-	514	-
		Quarter - 1/1 - 3/31		4th Quarter - 4/1 - 6/30	
		<b>Revised Budget</b>	<b>Variance</b>	<b>Original Budget</b>	<b>Revised Budget</b>
Retirement / Pension			-	91,202	-
TOTAL PAYROLL TAXES AND BENEFITS		-	-	416,094	-
<b>TOTAL PERSONNEL SERVICE COSTS</b>		-	-	1,718,266	-
<b>CONTRACTED SERVICES</b>					
Accounting / Audit			-	4,016	-
Legal			-	1,250	-
Management Company Fee			-	129,573	-
Nurse Services			-		-
Food Service / School Lunch			-		-
Payroll Services			-	5,526	-
Special Ed Services			-		-
Titlement Services (i.e. Title I)			-		-
Other Purchased / Professional / Consulting			-	90,500	-
<b>TOTAL CONTRACTED SERVICES</b>		-	-	230,865	-

	E				
<b>Total Revenue</b>	-	-	<b>2,274,497</b>	-	-
<b>Total Expenses</b>	-	-	<b>2,160,331</b>	-	-
<b>Net Income</b>	-	-	<b>114,166</b>	-	-
<b>Actual Student Enrollment</b>	-	-	<b>514</b>	-	-
	Quarter - 1/1 - 3/31		4th Quarter - 4/1 - 6/30		
	<b>Revised Budget</b>	<b>Variance</b>	<b>Original Budget</b>	<b>Revised Budget</b>	<b>Variance</b>
<b>SCHOOL OPERATIONS</b>					
Board Expenses		-			-
Classroom / Teaching Supplies & Materials		-	17,000		-
Special Ed Supplies & Materials		-			-
Textbooks / Workbooks		-	30,365		-
Supplies & Materials other		-	20,176		-
Equipment / Furniture		-	250		-
Telephone		-	9,870		-
Technology		-	16,356		-
Student Testing & Assessment		-	13,819		-
Field Trips		-			-
Transportation (student)		-	6,000		-
Student Services - other		-	7,000		-
Office Expense		-	20,000		-
Staff Development		-	14,250		-
Staff Recruitment		-	1,500		-
Student Recruitment / Marketing		-	4,500		-
School Meals / Lunch		-			-
Travel (Staff)		-	1,020		-
Fundraising		-			-
Other		-	29,094		-
<b>TOTAL SCHOOL OPERATIONS</b>	-	-	191,200	-	-
<b>FACILITY OPERATION &amp; MAINTENANCE</b>					
Insurance		-	-		-
Janitorial		-			-
Building and Land Rent / Lease / Facility Finance Interest		-	-		-
Repairs & Maintenance		-	5,000		-
Equipment / Furniture		-	15,000		-
Security		-			-
Utilities		-			-
<b>TOTAL FACILITY OPERATION &amp; MAINTENANCE</b>	-	-	20,000	-	-
<b>DEPRECIATION &amp; AMORTIZATION</b>		-			-
<b>RESERVES / CONTINGENCY</b>		-			-
<b>DEFERRED RENT</b>		-			-

	E					
Total Revenue	E	-	-	2,274,497	-	-
Total Expenses		-	-	2,160,331	-	-
Net Income		-	-	114,166	-	-
Actual Student Enrollment		-	-	514	-	-
	Quarter - 1/1 - 3/31			4th Quarter - 4/1 - 6/30		
	Revised Budget	Variance		Original Budget	Revised Budget	Variance
TOTAL EXPENSES	-	-		<u>2,160,331</u>	-	-
NET INCOME	-	-		<u>114,166</u>	-	-

	E				
Total Revenue	-	-	2,274,497	-	-
Total Expenses	Quarter - 1/1 - 3/31	-	2,160,331	-	-
Net Income	-	-	114,166	-	-
Actual Student Enrollment	-	-	514	-	-
	Quarter - 1/1 - 3/31	4th Quarter - 4/1 - 6/30			
	Revised Budget	Variance	Original Budget	Revised Budget	Variance
<b>ENROLLMENT - *School Districts Are Linked To Above Entries*</b>					
Number of Districts:	-	-	1	-	-
NYC CHANCELLOR'S OFFICE	-	-	514	-	-
-	-	-	-	-	-
-	-	-	-	-	-
-	-	-	-	-	-
-	-	-	-	-	-
-	-	-	-	-	-
-	-	-	-	-	-
-	-	-	-	-	-
-	-	-	-	-	-
-	-	-	-	-	-
-	-	-	-	-	-
-	-	-	-	-	-
-	-	-	-	-	-
-	-	-	-	-	-
-	-	-	-	-	-
-	-	-	-	-	-
ALL OTHER School Districts: ( Weighted Avg )	-	-	-	-	-
<b>TOTAL ENROLLMENT</b>	-	-	<b>514</b>	-	-
<b>REVENUE PER PUPIL</b>	-	-	<b>4,425</b>	-	-
<b>EXPENSES PER PUPIL</b>	-	-	<b>4,203</b>	-	-



		NEW VISIONS CHARTER HIGH SCHOOL FOR ADVANCED MATH AND SCIENCE					DESCRIPTION OF ASSUMPTIONS
		Budget / Operating Plan					
		2018-19					
Total Revenue		8,885,182	8,885,182	-	1,227,714	1,227,714	
Total Expenses		8,683,402	8,683,402	-	(1,740,285)	(1,740,285)	
Net Income		201,780	201,780	-	(512,571)	(512,571)	
Actual Student Enrollment							
		Total Year			VARIANCE		
		Original Budget	Revised Budget	Variance	Original Budget vs. PY Budget	Revised Budget vs. PY Budget	
REVENUE							
REVENUES FROM STATE SOURCES							
Per Pupil Revenue		2018-19 Per Pupil Rate					
NYC CHANCELLOR'S OFFICE		15,307	7,867,798	7,867,798	-	866,568	866,568
-		-	-	-	-	-	-
-		-	-	-	-	-	-
-		-	-	-	-	-	-
-		-	-	-	-	-	-
-		-	-	-	-	-	-
-		-	-	-	-	-	-
-		-	-	-	-	-	-
-		-	-	-	-	-	-
-		-	-	-	-	-	-
-		-	-	-	-	-	-
-		-	-	-	-	-	-
-		-	-	-	-	-	-
-		-	-	-	-	-	-
-		-	-	-	-	-	-
ALL OTHER School Districts: ( Weighted Avg )		-	-	-	-	-	-
TOTAL Per Pupil Revenue (Weighted Average Per Pupil Funding)		15,307	7,867,798	7,867,798	-	866,568	866,568
Special Education Revenue			647,544	647,544	-	104,142	104,142
Grants							
Stimulus			-	-	-	-	-
DYCD (Department of Youth and Community Development)			-	-	-	-	-
Other			-	-	-	-	-
NYC DoE Rental Assistance			-	-	-	-	-
Other			-	-	-	-	-
TOTAL REVENUE FROM STATE SOURCES			8,515,342	8,515,342	-	970,710	970,710
REVENUE FROM FEDERAL FUNDING							
IDEA Special Needs			64,187	64,187	-	4,375	4,375
Title I			256,825	256,825	-	256,825	256,825
Title Funding - Other			8,250	8,250	-	8,250	8,250
School Food Service (Free Lunch)			-	-	-	-	-
Grants							

Page 25 of 64

NEW VISIONS CHARTER HIGH SCHOOL FOR ADVANCED MATH AND SCIENCE					
Budget / Operating Plan					
2018-19					
Total Revenue	8,885,182	8,885,182	-	1,227,714	1,227,714
Total Expenses	8,683,402	8,683,402	-	(1,740,285)	(1,740,285)
Net Income	201,780	201,780	-	(512,571)	(512,571)
Actual Student Enrollment					
	Total Year			VARIANCE	
	Original Budget	Revised Budget	Variance	Original Budget vs. PY Budget	Revised Budget vs. PY Budget
Charter School Program (CSP) Planning & Implementation	-	-	-	-	-
Other	-	-	-	-	-
Other	-	-	-	-	-
TOTAL REVENUE FROM FEDERAL SOURCES	329,262	329,262	-	269,450	269,450
<b>LOCAL and OTHER REVENUE</b>					
Contributions and Donations	-	-	-	-	-
Fundraising	-	-	-	-	-
Erate Reimbursement	-	-	-	-	-
Earnings on Investments	-	-	-	-	-
Interest Income	-	-	-	(5,096)	(5,096)
Food Service (Income from meals)	-	-	-	-	-
Text Book	40,578	40,578	-	40,578	40,578
OTHER	-	-	-	(47,928)	(47,928)
TOTAL REVENUE FROM LOCAL and OTHER SOURCES	40,578	40,578	-	(12,446)	(12,446)
<b>TOTAL REVENUE</b>	<b>8,885,182</b>	<b>8,885,182</b>	<b>-</b>	<b>1,227,714</b>	<b>1,227,714</b>

DESCRIPTION OF ASSUMPTIONS

		NEW VISIONS CHARTER HIGH SCHOOL FOR ADVANCED MATH AND SCIENCE					DESCRIPTION OF ASSUMPTIONS
		Budget / Operating Plan					
		2018-19					
Total Revenue		8,885,182	8,885,182	-	1,227,714	1,227,714	
Total Expenses		8,683,402	8,683,402	-	(1,740,285)	(1,740,285)	
Net Income		201,780	201,780	-	(512,571)	(512,571)	
Actual Student Enrollment							
		Total Year			VARIANCE		DESCRIPTION OF ASSUMPTIONS
		Original Budget	Revised Budget	Variance	Original Budget vs. PY Budget	Revised Budget vs. PY Budget	
EXPENSES							
ADMINISTRATIVE STAFF PERSONNEL COSTS		Avg. No. of Positions					
Executive Management	1.00	157,076	157,076	-	(17,758)	(17,758)	
Instructional Management	5.00	633,220	633,220	-	(291,543)	(291,543)	
Deans, Directors & Coordinators	9.00	382,320	382,320	-	(87,993)	(87,993)	
CFO / Director of Finance	1.00	135,016	135,016	-	(16,338)	(16,338)	
Operation / Business Manager	4.00	362,820	362,820	-	(49,262)	(49,262)	
Administrative Staff	6.00	128,928	128,928	-	56,216	56,216	
TOTAL ADMINISTRATIVE STAFF	26.00	1,799,380	1,799,380	-	(406,678)	(406,678)	
INSTRUCTIONAL PERSONNEL COSTS							
Teachers - Regular	25.00	1,748,229	1,748,229	-	(264,154)	(264,154)	
Teachers - SPED	5.00	380,925	380,925	-	46,932	46,932	
Substitute Teachers	-	-	-	-	-	-	
Teaching Assistants	-	-	-	-	-	-	
Specialty Teachers	9.00	678,705	678,705	-	(183,943)	(183,943)	
Aides	-	-	-	-	-	-	
Therapists & Counselors	7.00	510,780	510,780	-	(60,035)	(60,035)	
Other	-	-	-	-	-	-	
TOTAL INSTRUCTIONAL	46.00	3,318,639	3,318,639	-	(461,200)	(461,200)	
NON-INSTRUCTIONAL PERSONNEL COSTS							
Nurse	-	-	-	-	-	-	
Librarian	-	-	-	-	-	-	
Custodian	-	-	-	-	-	-	
Security	-	-	-	-	-	-	
Other	-	-	-	-	-	-	
TOTAL NON-INSTRUCTIONAL	-	-	-	-	-	-	
SUBTOTAL PERSONNEL SERVICE COSTS		72.00	5,118,019	5,118,019	-	(867,878)	(867,878)
PAYROLL TAXES AND BENEFITS							
Payroll Taxes		447,827	447,827	-	(107,981)	(107,981)	
Fringe / Employee Benefits		829,120	829,120	-	(361,521)	(361,521)	

		NEW VISIONS CHARTER HIGH SCHOOL FOR ADVANCED MATH AND SCIENCE				
		Budget / Operating Plan				
		2018-19				
Total Revenue		8,885,182	8,885,182	-	1,227,714	1,227,714
Total Expenses		8,683,402	8,683,402	-	(1,740,285)	(1,740,285)
Net Income		201,780	201,780	-	(512,571)	(512,571)
Actual Student Enrollment						
		Total Year			VARIANCE	
		Original Budget	Revised Budget	Variance	Original Budget vs. PY Budget	Revised Budget vs. PY Budget
Retirement / Pension		358,310	358,310	-	(134,455)	(134,455)
TOTAL PAYROLL TAXES AND BENEFITS		1,635,257	1,635,257	-	(603,957)	(603,957)
TOTAL PERSONNEL SERVICE COSTS	72.00	6,753,276	6,753,276	-	(1,471,835)	(1,471,835)
CONTRACTED SERVICES						
Accounting / Audit		22,016	22,016	-	1,362	1,362
Legal		5,000	5,000	-	(3,639)	(3,639)
Management Company Fee		711,208	711,208	-	(190,513)	(190,513)
Nurse Services		-	-	-	-	-
Food Service / School Lunch		-	-	-	-	-
Payroll Services		22,104	22,104	-	(5,801)	(5,801)
Special Ed Services		-	-	-	-	-
Titlement Services (i.e. Title I)		-	-	-	-	-
Other Purchased / Professional / Consulting		263,000	263,000	-	(7,474)	(7,474)
TOTAL CONTRACTED SERVICES		1,023,328	1,023,328	-	(206,065)	(206,065)

DESCRIPTION OF ASSUMPTIONS

**NEW VISIONS CHARTER HIGH SCHOOL FOR ADVANCED MATH AND SCIENCE**  
**Budget / Operating Plan**

**2018-19**

<b>Total Revenue</b>	<b>8,885,182</b>	<b>8,885,182</b>	<b>-</b>	<b>1,227,714</b>	<b>1,227,714</b>
<b>Total Expenses</b>	<b>8,683,402</b>	<b>8,683,402</b>	<b>-</b>	<b>(1,740,285)</b>	<b>(1,740,285)</b>
<b>Net Income</b>	<b>201,780</b>	<b>201,780</b>	<b>-</b>	<b>(512,571)</b>	<b>(512,571)</b>
<b>Actual Student Enrollment</b>					

<b>Total Year</b>			<b>VARIANCE</b>	
<b>Original Budget</b>	<b>Revised Budget</b>	<b>Variance</b>	<b>Original Budget vs. PY Budget</b>	<b>Revised Budget vs. PY Budget</b>

**DESCRIPTION OF ASSUMPTIONS**

**SCHOOL OPERATIONS**

Board Expenses	-	-	-	-	-
Classroom / Teaching Supplies & Materials	70,000	70,000	-	2,832	2,832
Special Ed Supplies & Materials	-	-	-	-	-
Textbooks / Workbooks	35,365	35,365	-	(29,397)	(29,397)
Supplies & Materials other	90,176	90,176	-	(2,401)	(2,401)
Equipment / Furniture	1,000	1,000	-	(780)	(780)
Telephone	39,480	39,480	-	877	877
Technology	136,356	136,356	-	59,009	59,009
Student Testing & Assessment	30,819	30,819	-	(15,614)	(15,614)
Field Trips	-	-	-	-	-
Transportation (student)	20,000	20,000	-	(2,177)	(2,177)
Student Services - other	15,000	15,000	-	5,992	5,992
Office Expense	75,000	75,000	-	(25,900)	(25,900)
Staff Development	46,000	46,000	-	(13,906)	(13,906)
Staff Recruitment	6,500	6,500	-	4,878	4,878
Student Recruitment / Marketing	10,000	10,000	-	(9,700)	(9,700)
School Meals / Lunch	-	-	-	-	-
Travel (Staff)	2,320	2,320	-	(658)	(658)
Fundraising	-	-	-	-	-
Other	103,658	103,658	-	25,283	25,283
<b>TOTAL SCHOOL OPERATIONS</b>	<b>681,674</b>	<b>681,674</b>	<b>-</b>	<b>(1,662)</b>	<b>(1,662)</b>

**FACILITY OPERATION & MAINTENANCE**

Insurance	53,124	53,124	-	(3,546)	(3,546)
Janitorial	-	-	-	-	-
Building and Land Rent / Lease / Facility Finance Interest	2,000	2,000	-	(649)	(649)
Repairs & Maintenance	50,000	50,000	-	(44,631)	(44,631)
Equipment / Furniture	100,000	100,000	-	(18,311)	(18,311)
Security	-	-	-	-	-
Utilities	-	-	-	-	-
<b>TOTAL FACILITY OPERATION &amp; MAINTENANCE</b>	<b>205,124</b>	<b>205,124</b>	<b>-</b>	<b>(67,137)</b>	<b>(67,137)</b>

**DEPRECIATION & AMORTIZATION**

**RESERVES / CONTINGENCY**

**DEFERRED RENT**

	NEW VISIONS CHARTER HIGH SCHOOL FOR ADVANCED MATH AND SCIENCE Budget / Operating Plan 2018-19				
Total Revenue	8,885,182	8,885,182	-	1,227,714	1,227,714
Total Expenses	8,683,402	8,683,402	-	(1,740,285)	(1,740,285)
Net Income	201,780	201,780	-	(512,571)	(512,571)
Actual Student Enrollment					
	Total Year			VARIANCE	
	Original Budget	Revised Budget	Variance	Original Budget vs. PY Budget	Revised Budget vs. PY Budget
TOTAL EXPENSES	<u>8,683,402</u>	<u>8,683,402</u>	-	<u>(1,740,285)</u>	<u>(1,740,285)</u>
NET INCOME	<u>201,780</u>	<u>201,780</u>	-	<u>(512,571)</u>	<u>(512,571)</u>

**DESCRIPTION OF ASSUMPTIONS**

		NEW VISIONS CHARTER HIGH SCHOOL FOR ADVANCED MATH AND SCIENCE Budget / Operating Plan 2018-19					DESCRIPTION OF ASSUMPTIONS
Total Revenue	8,885,182	8,885,182	-	1,227,714	1,227,714		
Total Expenses	8,683,402	8,683,402	-	(1,740,285)	(1,740,285)		
Net Income	201,780	201,780	-	(512,571)	(512,571)		
Actual Student Enrollment							
	Total Year			VARIANCE			
	Original Budget	Revised Budget	Variance	Original Budget vs. PY Budget	Revised Budget vs. PY Budget		
ENROLLMENT - *School Districts Are Linked To Above Entries*							
Number of Districts:							
NYC CHANCELLOR'S OFFICE							
-							
-							
-							
-							
-							
-							
-							
-							
-							
-							
-							
ALL OTHER School Districts: ( Weighted Avg )							
TOTAL ENROLLMENT							
REVENUE PER PUPIL							
EXPENSES PER PUPIL							

	NEW VISIONS CHARTER HIGH SCHOOL FOR ADVANCED MATH AND SCIENC Budget / Operating Plan 2018-19							
Total Revenue	7,657,468	2,182,798	-	-	2,300,000	-	-	2,127,889
Total Expenses	6,943,117	2,271,633	-	-	2,200,838	-	-	2,050,600
Net Income	714,351	(88,836)	-	-	99,162	-	-	77,289
Actual Student Enrollment	478	514	-	-	514	-	-	514
	Prior Year Actual 2017-18 Revenue Per Pupil	1st Quarter - 7/1 - 9/30			2nd Quarter - 10/1 - 12/31			3rd Quarter - 1/1 - 3/31
		Original Budget	Revised Budget	Variance	Original Budget	Revised Budget	Variance	Original Budget
<b>CASH FLOW ADJUSTMENTS</b>								
OPERATING ACTIVITIES {enter descriptions below}								
Example - Add Back Depreciation	-	-	-	-	-	-	-	-
Other	-	-	-	-	-	-	-	-
Total Operating Activities	-	-	-	-	-	-	-	-
INVESTMENT ACTIVITIES {enter descriptions below}								
Example - Subtract Property and Equipment Expenditures	-	-	-	-	-	-	-	-
Other	-	-	-	-	-	-	-	-
Total Investment Activities	-	-	-	-	-	-	-	-
FINANCING ACTIVITIES {enter descriptions below}								
Example - Add Expected Proceeds from a Loan or Line of Credit	-	-	-	-	-	-	-	-
Other	-	-	-	-	-	-	-	-
Total Financing Activities	-	-	-	-	-	-	-	-
Total Cash Flow Adjustments	-	-	-	-	-	-	-	-
NET INCOME	714,351	(88,836)	-	-	99,162	-	-	77,289
Beginning Cash Balance	-	714,351	-	-	625,516	-	-	724,677
ENDING CASH BALANCE	714,351	625,516	-	-	724,677	-	-	801,966



	E				
Total Revenue	-	-	2,274,497	-	-
Total Expenses	-	-	2,160,331	-	-
Net Income	-	-	114,166	-	-
Actual Student Enrollment	-	-	514	-	-
	Quarter - 1/1 - 3/31		4th Quarter - 4/1 - 6/30		
	Revised Budget	Variance	Original Budget	Revised Budget	Variance
<b>CASH FLOW ADJUSTMENTS</b>					
OPERATING ACTIVITIES {enter descriptions below}					
Example - Add Back Depreciation	-	-	-	-	-
Other	-	-	-	-	-
Total Operating Activities	-	-	-	-	-
INVESTMENT ACTIVITIES {enter descriptions below}					
Example - Subtract Property and Equipment Expenditures	-	-	-	-	-
Other	-	-	-	-	-
Total Investment Activities	-	-	-	-	-
FINANCING ACTIVITIES {enter descriptions below}					
Example - Add Expected Proceeds from a Loan or Line of Credit	-	-	-	-	-
Other	-	-	-	-	-
Total Financing Activities	-	-	-	-	-
<b>Total Cash Flow Adjustments</b>	-	-	-	-	-
<b>NET INCOME</b>	-	-	114,166	-	-
<b>Beginning Cash Balance</b>	-	-	801,966	-	-
<b>ENDING CASH BALANCE</b>	-	-	916,131	-	-

	NEW VISIONS CHARTER HIGH SCHOOL FOR ADVANCED MATH AND SCIENCE Budget / Operating Plan 2018-19					DESCRIPTION OF ASSUMPTIONS
Total Revenue	8,885,182	8,885,182	-	1,227,714	1,227,714	
Total Expenses	8,683,402	8,683,402	-	(1,740,285)	(1,740,285)	
Net Income	201,780	201,780	-	(512,571)	(512,571)	
Actual Student Enrollment						
	Total Year			VARIANCE		
	Original Budget	Revised Budget	Variance	Original Budget vs. PY Budget	Revised Budget vs. PY Budget	
CASH FLOW ADJUSTMENTS						
OPERATING ACTIVITIES {enter descriptions below}						
Example - Add Back Depreciation	-	-	-	-	-	
Other	-	-	-	-	-	
Total Operating Activities	-	-	-	-	-	
INVESTMENT ACTIVITIES {enter descriptions below}						
Example - Subtract Property and Equipment Expenditures	-	-	-	-	-	
Other	-	-	-	-	-	
Total Investment Activities	-	-	-	-	-	
FINANCING ACTIVITIES {enter descriptions below}						
Example - Add Expected Proceeds from a Loan or Line of Credit	-	-	-	-	-	
Other	-	-	-	-	-	
Total Financing Activities	-	-	-	-	-	
Total Cash Flow Adjustments	-	-	-	-	-	
NET INCOME	201,780	201,780	-	(512,571)	(512,571)	
Beginning Cash Balance	714,351	714,351	-	714,351	714,351	
ENDING CASH BALANCE	916,131	916,131	-	201,780	201,780	

**NEW VISIONS CHARTER HIGH SCHOOL FOR ADVANCED MATH AND SCIENCE**  
**BALANCE SHEET**  
**2018-19**

	<u>Prior Year</u>	<u>Q1</u>	<u>Q2</u>	<u>Q3</u>	<u>Q4</u>
	<u>2017-18</u>	<u>As of 9/30</u>	<u>As of 12/31</u>	<u>As of 3/31</u>	<u>As of 6/30</u>
<b><u>ASSETS</u></b>					
<b><u>CURRENT ASSETS</u></b>					
Cash and cash equivalents	3,388,052	-	-	-	-
Grants and contracts receivable	341,333	-	-	-	-
Accounts receivables	-	-	-	-	-
Prepaid Expenses	18,307	-	-	-	-
Contributions and other receivables	2,000	-	-	-	-
<b>TOTAL CURRENT ASSETS</b>	<b>3,749,693</b>	<b>-</b>	<b>-</b>	<b>-</b>	<b>-</b>
<b><u>PROPERTY, BUILDING AND EQUIPMENT, net</u></b>	<b>18,082</b>	<b>-</b>	<b>-</b>	<b>-</b>	<b>-</b>
<b><u>OTHER ASSETS</u></b>	<b>-</b>	<b>-</b>	<b>-</b>	<b>-</b>	<b>-</b>
<b>TOTAL ASSETS</b>	<b><u>3,767,774</u></b>	<b>-</b>	<b>-</b>	<b>-</b>	<b>-</b>
<b><u>LIABILITIES AND NET ASSETS</u></b>					
<b><u>CURRENT LIABILITIES</u></b>					
Accounts payable and accrued expenses	2,041	-	-	-	-
Accrued payroll and benefits	132,103	-	-	-	-
Deferred Revenue	-	-	-	-	-
Current maturities of long-term debt	-	-	-	-	-
Short Term Debt - Bonds, Notes Payable	-	-	-	-	-
Other	-	-	-	-	-
<b>TOTAL CURRENT LIABILITIES</b>	<b>134,145</b>	<b>-</b>	<b>-</b>	<b>-</b>	<b>-</b>
<b><u>LONG-TERM DEBT and NOTES PAYABLE, net current maturities</u></b>	<b>-</b>	<b>-</b>	<b>-</b>	<b>-</b>	<b>-</b>
<b>TOTAL LIABILITIES</b>	<b><u>134,145</u></b>	<b>-</b>	<b>-</b>	<b>-</b>	<b>-</b>
<b><u>NET ASSETS</u></b>					
Unrestricted	3,633,630	-	-	-	-
Temporarily restricted	-	-	-	-	-
<b>TOTAL NET ASSETS</b>	<b><u>3,633,630</u></b>	<b>-</b>	<b>-</b>	<b>-</b>	<b>-</b>
<b>TOTAL LIABILITIES AND NET ASSETS</b>	<b><u>3,767,774</u></b>	<b>-</b>	<b>-</b>	<b>-</b>	<b>-</b>

## Budget / Operating Plan

2018-19

<b>Total Revenue</b>	-	2,182,798	-	-	2,300,000	-	-
<b>Total Expenses</b>	-	2,271,633	-	-	2,200,838	-	-
<b>Net Income</b>	-	(88,836)	-	-	99,162	-	-
<b>Actual Student Enrollment</b>	-	514	-	-	514	-	-

**\*NOTE: Enrollment, Revenue and Expenditure Data IN the 'Total and Variance Analysis' Section is Based on LAST ACTUAL Quarter Completed**

1st Quarter - 7/1 - 9/30

2nd Quarter - 10/1 - 12/31

3rd C

Actual	Current Budget	Variance	Actual	Current Budget	Variance	Actual
--------	----------------	----------	--------	----------------	----------	--------

## REVENUE

## REVENUES FROM STATE SOURCES

Per Pupil Revenue

2018-19  
Per Pupil Rate

NYC CHANCELLOR'S OFFICE

15,307

[illegible]

ALL OTHER School Districts: ( Count = 0 )

TOTAL Per Pupil Revenue (Weighted Average Per Pupil Funding)

15,307

Special Education Revenue

## Grants

## Stimulus

DYCD (Department of Youth and Community Development)

Other

NYC DoE Rental Assistance

Other

TOTAL REVENUE FROM STATE SOURCES

## REVENUE FROM FEDERAL FUNDING

## IDEA Special Needs

# Title I

Title Funding - Other

School Food Service (Free Lunch)

## Grants

### Charter School Program (CSP) Planning & Implementation

Other

NEW VISIONS CHARTER HIGH SCHOOL FOR ADV

Budget / Operating Plan

2018-19

Total Revenue	-	2,182,798	-	-	2,300,000	-	-
Total Expenses	-	2,271,633	-	-	2,200,838	-	-
Net Income	-	(88,836)	-	-	99,162	-	-
Actual Student Enrollment	-	514	-	-	514	-	-
*NOTE: Enrollment, Revenue and Expenditure Data IN the 'Total and Variance Analysis' Section is Based on LAST ACTUAL Quarter Completed	1st Quarter - 7/1 - 9/30			2nd Quarter - 10/1 - 12/31			3rd Quarter
	Actual	Current Budget	Variance	Actual	Current Budget	Variance	Actual
Other		-	-		-	-	
TOTAL REVENUE FROM FEDERAL SOURCES	-	-	-	-	117,202	-	-
<b>LOCAL and OTHER REVENUE</b>							
Contributions and Donations		-	-		-	-	
Fundraising		-	-		-	-	
Erate Reimbursement		-	-		-	-	
Earnings on Investments		-	-		-	-	
Interest Income		-	-		-	-	
Food Service (Income from meals)		-	-		-	-	
Text Book		-	-		-	-	
OTHER		-	-		-	-	
TOTAL REVENUE FROM LOCAL and OTHER SOURCES	-	-	-	-	-	-	-
<b>TOTAL REVENUE</b>	-	<b>2,182,798</b>	-	-	<b>2,300,000</b>	-	-

**NEW VISIONS CHARTER HIGH SCHOOL FOR ADV**

**Budget / Operating Plan**

**2018-19**

<b>Total Revenue</b>	- 2,182,798	-	- 2,300,000	-	-
<b>Total Expenses</b>	- 2,271,633	-	- 2,200,838	-	-
<b>Net Income</b>	- (88,836)	-	- 99,162	-	-
<b>Actual Student Enrollment</b>	- 514	-	- 514	-	-

*NOTE: Enrollment, Revenue and Expenditure Data IN the 'Total and Variance Analysis' Section is Based on LAST ACTUAL Quarter Completed	1st Quarter - 7/1 - 9/30			2nd Quarter - 10/1 - 12/31			3rd Quarter
	Actual	Current Budget	Variance	Actual	Current Budget	Variance	Actual

**EXPENSES**

**ADMINISTRATIVE STAFF PERSONNEL COSTS**

	Quarter 0 No. of Positions						
Executive Management	-	39,269	-	39,269	-		
Instructional Management	-	158,305	-	158,305	-		
Deans, Directors & Coordinators	-	95,580	-	95,580	-		
CFO / Director of Finance	-	33,754	-	33,754	-		
Operation / Business Manager	-	90,705	-	90,705	-		
Administrative Staff	-	32,232	-	32,232	-		
<b>TOTAL ADMINISTRATIVE STAFF</b>	-	- 449,845	-	- 449,845	-		

**INSTRUCTIONAL PERSONNEL COSTS**

Teachers - Regular	-	421,082	-	441,267	-		
Teachers - SPED	-	79,256	-	99,441	-		
Substitute Teachers	-	-	-	-	-		
Teaching Assistants	-	-	-	-	-		
Specialty Teachers	-	153,701	-	173,886	-		
Aides	-	-	-	-	-		
Therapists & Counselors	-	127,695	-	127,695	-		
Other	-	-	-	-	-		
<b>TOTAL INSTRUCTIONAL</b>	-	- 781,734	-	- 842,289	-		

**NON-INSTRUCTIONAL PERSONNEL COSTS**

Nurse	-	-	-	-	-		
Librarian	-	-	-	-	-		
Custodian	-	-	-	-	-		
Security	-	-	-	-	-		
Other	-	-	-	-	-		
<b>TOTAL NON-INSTRUCTIONAL</b>	-	-	-	-	-		

**SUBTOTAL PERSONNEL SERVICE COSTS**

	-	- 1,231,579	-	- 1,292,134	-		
--	---	-------------	---	-------------	---	--	--

**PAYROLL TAXES AND BENEFITS**

Payroll Taxes		107,763	-	113,062	-		
Fringe / Employee Benefits		199,516	-	209,326	-		
Retirement / Pension		86,210	-	90,449	-		
<b>TOTAL PAYROLL TAXES AND BENEFITS</b>		- 393,489	-	- 412,837	-		

**TOTAL PERSONNEL SERVICE COSTS**

	-	- 1,625,068	-	- 1,704,971	-		
--	---	-------------	---	-------------	---	--	--

**NEW VISIONS CHARTER HIGH SCHOOL FOR ADV**

**Budget / Operating Plan**

**2018-19**

<b>Total Revenue</b>	- 2,182,798	-	- 2,300,000	-	-
<b>Total Expenses</b>	- 2,271,633	-	- 2,200,838	-	-
<b>Net Income</b>	- (88,836)	-	- 99,162	-	-
<b>Actual Student Enrollment</b>	- 514	-	- 514	-	-

<b>*NOTE: Enrollment, Revenue and Expenditure Data IN the 'Total and Variance Analysis' Section is Based on LAST ACTUAL Quarter Completed</b>	<b>1st Quarter - 7/1 - 9/30</b>			<b>2nd Quarter - 10/1 - 12/31</b>			<b>3rd Quarter - 1/1 - 3/31</b>
	<b>Actual</b>	<b>Current Budget</b>	<b>Variance</b>	<b>Actual</b>	<b>Current Budget</b>	<b>Variance</b>	<b>Actual</b>
<b>CONTRACTED SERVICES</b>							
Accounting / Audit		-	-		15,000	-	
Legal		1,250	-		1,250	-	
Management Company Fee		227,207	-		236,583	-	
Nurse Services		-	-		-	-	
Food Service / School Lunch		-	-		-	-	
Payroll Services		5,526	-		5,526	-	
Special Ed Services		-	-		-	-	
Titlment Services (i.e. Title I)		-	-		-	-	
Other Purchased / Professional / Consulting		21,500	-		84,500	-	
<b>TOTAL CONTRACTED SERVICES</b>	-	255,483	-	-	342,859	-	-

**NEW VISIONS CHARTER HIGH SCHOOL FOR ADV**

**Budget / Operating Plan**

**2018-19**

<b>Total Revenue</b>	- 2,182,798	-	- 2,300,000	-	-
<b>Total Expenses</b>	- 2,271,633	-	- 2,200,838	-	-
<b>Net Income</b>	- (88,836)	-	- 99,162	-	-
<b>Actual Student Enrollment</b>	- 514	-	- 514	-	-

*NOTE: Enrollment, Revenue and Expenditure Data IN the 'Total and Variance Analysis' Section is Based on LAST ACTUAL Quarter Completed	1st Quarter - 7/1 - 9/30			2nd Quarter - 10/1 - 12/31			3rd Quarter
	Actual	Current Budget	Variance	Actual	Current Budget	Variance	Actual

**SCHOOL OPERATIONS**

Board Expenses	-	-		-	-	
Classroom / Teaching Supplies & Materials	13,000	-		20,000	-	
Special Ed Supplies & Materials	-	-		-	-	
Textbooks / Workbooks	5,000	-		-	-	
Supplies & Materials other	27,000	-		24,000	-	
Equipment / Furniture	250	-		250	-	
Telephone	9,870	-		9,870	-	
Technology	95,000	-		8,000	-	
Student Testing & Assessment	1,000	-		6,000	-	
Field Trips	-	-		-	-	
Transportation (student)	5,000	-		6,500	-	
Student Services - other	3,000	-		2,000	-	
Office Expense	17,000	-		17,500	-	
Staff Development	3,250	-		15,500	-	
Staff Recruitment	2,000	-		1,500	-	
Student Recruitment / Marketing	500	-		500	-	
School Meals / Lunch	-	-		-	-	
Travel (Staff)	400	-		200	-	
Fundraising	-	-		-	-	
Other	18,688	-		31,188	-	
<b>TOTAL SCHOOL OPERATIONS</b>	-	200,958	-	-	143,008	-

**FACILITY OPERATION & MAINTENANCE**

Insurance	53,124	-		-	-	
Janitorial	-	-		-	-	
Building and Land Rent / Lease / Facility Finance Interest	2,000	-		-	-	
Repairs & Maintenance	40,000	-		5,000	-	
Equipment / Furniture	75,000	-		5,000	-	
Security	-	-		-	-	
Utilities	-	-		-	-	
<b>TOTAL FACILITY OPERATION &amp; MAINTENANCE</b>	-	170,124	-	-	10,000	-

**DEPRECIATION & AMORTIZATION**

<b>RESERVES / CONTINGENCY</b>	20,000	-		-	-	
<b>DEFERRED RENT</b>	-	-		-	-	



NEW VISIONS CHARTER HIGH SCHOOL FOR ADV

Budget / Operating Plan

2018-19

Total Revenue	-	2,182,798	-	-	2,300,000	-	-
Total Expenses	-	2,271,633	-	-	2,200,838	-	-
Net Income	-	(88,836)	-	-	99,162	-	-
Actual Student Enrollment	-	514	-	-	514	-	-

*NOTE: Enrollment, Revenue and Expenditure Data IN the 'Total and Variance Analysis' Section is Based on LAST ACTUAL Quarter Completed	1st Quarter - 7/1 - 9/30			2nd Quarter - 10/1 - 12/31			3rd Quarter
	Actual	Current Budget	Variance	Actual	Current Budget	Variance	Actual
TOTAL EXPENSES	-	2,271,633	-	-	2,200,838	-	-
NET INCOME	-	(88,836)	-	-	99,162	-	-

## 2018-19

## Budget / Operating Plan

**2018-19**

### 3rd C

**\*NOTE: Enrollment, Revenue and Expenditure Data IN the 'Total and Variance Analysis' Section is Based on LAST ACTUAL Quarter Completed**

1st Quarter - 7/1 - 9/30

2nd Quarter - 10/1 - 12/31

3rd C

Actual	Current Budget	Variance
--------	----------------	----------

Actual	Current Budget	Variance
--------	----------------	----------

Actual

**ENROLLMENT - \*School Districts Are Linked To Above Entries\***

NYC CHANCELLOR'S OFFICE

-	514	-	-	514	-	-
-	-	-	-	-	-	-
-	-	-	-	-	-	-
-	-	-	-	-	-	-
-	-	-	-	-	-	-
-	-	-	-	-	-	-
-	-	-	-	-	-	-
-	-	-	-	-	-	-
-	-	-	-	-	-	-
-	-	-	-	-	-	-
-	-	-	-	-	-	-
-	-	-	-	-	-	-
-	-	-	-	-	-	-
-	-	-	-	-	-	-
-	-	-	-	-	-	-
-	-	-	-	-	-	-
-	-	-	-	-	-	-
-	-	-	-	-	-	-
-	-	-	-	-	-	-
-	514	-	-	514	-	-

ALL OTHER School Districts: ( Count = 0 )

## TOTAL ENROLLMENT

## REVENUE PER PUPIL

### EXPENSES PER PUPIL

# ANCED MATH AND SCIENCE

n

Total Revenue	2,127,889	-	-	2,274,497	-
Total Expenses	2,050,600	-	-	2,160,331	-
Net Income	77,289	-	-	114,166	-
Actual Student Enrollment	514	-	-	514	-

*NOTE: Enrollment, Revenue and Expenditure Data IN the 'Total and Variance Analysis' Section is Based on LAST ACTUAL Quarter Completed	Quarter - 1/1 - 3/31		4th Quarter - 4/1 - 6/30		
	Current Budget	Variance	Actual	Current Budget	Variance

## REVENUE

### REVENUES FROM STATE SOURCES

Per Pupil Revenue

NYC CHANCELLOR'S OFFICE

2018-19  
Per Pupil Rate

15,307

-

-

-

-

-

-

-

-

-

-

-

-

-

-

-

-

-

-

-

-

-

-

-

-

-

-

-

-

-

-

-

-

-

-

-

ALL OTHER School Districts: ( Count = 0 )

TOTAL Per Pupil Revenue (Weighted Average Per Pupil Funding)

15,307

Special Education Revenue

Grants

Stimulus

DYCD (Department of Youth and Community Development)

Other

NYC DoE Rental Assistance

Other

TOTAL REVENUE FROM STATE SOURCES

### REVENUE FROM FEDERAL FUNDING

IDEA Special Needs

Title I

Title Funding - Other

School Food Service (Free Lunch)

Grants

Charter School Program (CSP) Planning & Implementation

Other

ANCED MATH AND SCIENCE					
n					
Total Revenue	2,127,889	-	-	2,274,497	-
Total Expenses	2,050,600	-	-	2,160,331	-
Net Income	77,289	-	-	114,166	-
Actual Student Enrollment	514	-	-	514	-
		Quarter - 1/1 - 3/31		4th Quarter - 4/1 - 6/30	
*NOTE: Enrollment, Revenue and Expenditure Data IN the 'Total and Variance Analysis' Section is Based on LAST ACTUAL Quarter Completed					
		Current Budget	Variance	Actual	Current Budget Variance
Other		-	-		- -
TOTAL REVENUE FROM FEDERAL SOURCES		53,015	-	-	159,045 -
<b>LOCAL and OTHER REVENUE</b>					
Contributions and Donations		-	-		- -
Fundraising		-	-		- -
Erate Reimbursement		-	-		- -
Earnings on Investments		-	-		- -
Interest Income		-	-		- -
Food Service (Income from meals)		-	-		- -
Text Book		-	-		40,578 -
OTHER		-	-		- -
TOTAL REVENUE FROM LOCAL and OTHER SOURCES		-	-	-	40,578 -
<b>TOTAL REVENUE</b>		<b>2,127,889</b>	<b>-</b>	<b>-</b>	<b>2,274,497 -</b>

# ANCED MATH AND SCIENCE

n

Total Revenue	2,127,889	-	-	2,274,497	-
Total Expenses	2,050,600	-	-	2,160,331	-
Net Income	77,289	-	-	114,166	-
Actual Student Enrollment	514	-	-	514	-

*NOTE: Enrollment, Revenue and Expenditure Data IN the 'Total and Variance Analysis' Section is Based on LAST ACTUAL Quarter Completed	Quarter - 1/1 - 3/31		4th Quarter - 4/1 - 6/30		
	Current Budget	Variance	Actual	Current Budget	Variance

## EXPENSES

### ADMINISTRATIVE STAFF PERSONNEL COSTS

	Quarter 0 No. of Positions					
Executive Management	-	39,269	-		39,269	-
Instructional Management	-	158,305	-		158,305	-
Deans, Directors & Coordinators	-	95,580	-		95,580	-
CFO / Director of Finance	-	33,754	-		33,754	-
Operation / Business Manager	-	90,705	-		90,705	-
Administrative Staff	-	32,232	-		32,232	-
TOTAL ADMINISTRATIVE STAFF	-	449,845	-	-	449,845	-

### INSTRUCTIONAL PERSONNEL COSTS

Teachers - Regular	-	441,267	-		444,613	-
Teachers - SPED	-	99,441	-		102,787	-
Substitute Teachers	-	-	-		-	-
Teaching Assistants	-	-	-		-	-
Specialty Teachers	-	173,886	-		177,232	-
Aides	-	-	-		-	-
Therapists & Counselors	-	127,695	-		127,695	-
Other	-	-	-		-	-
TOTAL INSTRUCTIONAL	-	842,289	-	-	852,327	-

### NON-INSTRUCTIONAL PERSONNEL COSTS

Nurse	-	-	-		-	-
Librarian	-	-	-		-	-
Custodian	-	-	-		-	-
Security	-	-	-		-	-
Other	-	-	-		-	-
TOTAL NON-INSTRUCTIONAL	-	-	-	-	-	-

### SUBTOTAL PERSONNEL SERVICE COSTS

### PAYROLL TAXES AND BENEFITS

Payroll Taxes		113,062	-		113,940	-
Fringe / Employee Benefits		209,326	-		210,952	-
Retirement / Pension		90,449	-		91,202	-
TOTAL PAYROLL TAXES AND BENEFITS		412,837	-	-	416,094	-

### TOTAL PERSONNEL SERVICE COSTS

	-	1,704,971	-	-	1,718,266	-
--	---	-----------	---	---	-----------	---

ANNCED MATH AND SCIENCE					
n					
Total Revenue	2,127,889	-	-	2,274,497	-
Total Expenses	2,050,600	-	-	2,160,331	-
Net Income	77,289	-	-	114,166	-
Actual Student Enrollment	514	-	-	514	-
			Quarter - 1/1 - 3/31		4th Quarter - 4/1 - 6/30
*NOTE: Enrollment, Revenue and Expenditure Data IN the 'Total and Variance Analysis' Section is Based on LAST ACTUAL Quarter Completed			ANNCED MATH AND SCIENCE		
			n	Current Budget	Variance
				Actual	Current Budget
					Variance
CONTRACTED SERVICES					
Accounting / Audit	3,000	-		4,016	-
Legal	1,250	-		1,250	-
Management Company Fee	117,845	-		129,573	-
Nurse Services	-	-		-	-
Food Service / School Lunch	-	-		-	-
Payroll Services	5,526	-		5,526	-
Special Ed Services	-	-		-	-
Titlement Services (i.e. Title I)	-	-		-	-
Other Purchased / Professional / Consulting	66,500	-		90,500	-
TOTAL CONTRACTED SERVICES	194,121	-	-	230,865	-

# ANCED MATH AND SCIENCE

n

Total Revenue	2,127,889	-	-	2,274,497	-
Total Expenses	2,050,600	-	-	2,160,331	-
Net Income	77,289	-	-	114,166	-
Actual Student Enrollment	514	-	-	514	-

*NOTE: Enrollment, Revenue and Expenditure Data IN the 'Total and Variance Analysis' Section is Based on LAST ACTUAL Quarter Completed	Quarter - 1/1 - 3/31		4th Quarter - 4/1 - 6/30		
	Current Budget	Variance	Actual	Current Budget	Variance
<b>SCHOOL OPERATIONS</b>					
Board Expenses	-	-		-	-
Classroom / Teaching Supplies & Materials	20,000	-		17,000	-
Special Ed Supplies & Materials	-	-		-	-
Textbooks / Workbooks	-	-		30,365	-
Supplies & Materials other	19,000	-		20,176	-
Equipment / Furniture	250	-		250	-
Telephone	9,870	-		9,870	-
Technology	17,000	-		16,356	-
Student Testing & Assessment	10,000	-		13,819	-
Field Trips	-	-		-	-
Transportation (student)	2,500	-		6,000	-
Student Services - other	3,000	-		7,000	-
Office Expense	20,500	-		20,000	-
Staff Development	13,000	-		14,250	-
Staff Recruitment	1,500	-		1,500	-
Student Recruitment / Marketing	4,500	-		4,500	-
School Meals / Lunch	-	-		-	-
Travel (Staff)	700	-		1,020	-
Fundraising	-	-		-	-
Other	24,688	-		29,094	-
<b>TOTAL SCHOOL OPERATIONS</b>	146,508	-	-	191,200	-
<b>FACILITY OPERATION &amp; MAINTENANCE</b>					
Insurance	-	-		-	-
Janitorial	-	-		-	-
Building and Land Rent / Lease / Facility Finance Interest	-	-		-	-
Repairs & Maintenance	-	-		5,000	-
Equipment / Furniture	5,000	-		15,000	-
Security	-	-		-	-
Utilities	-	-		-	-
<b>TOTAL FACILITY OPERATION &amp; MAINTENANCE</b>	5,000	-	-	20,000	-
<b>DEPRECIATION &amp; AMORTIZATION</b>	-	-		-	-
<b>RESERVES / CONTINGENCY</b>	-	-		-	-
<b>DEFERRED RENT</b>					

ANCED MATH AND SCIENCE						
n						
ANCED MATH AND SCIENCE						
Total Revenue	2,127,889	-	-	2,274,497	-	
Total Expenses	2,050,600	-	-	2,160,331	-	
Net Income	77,289	-	-	114,166	-	
Actual Student Enrollment	514	-	-	514	-	
*NOTE: Enrollment, Revenue and Expenditure Data IN the 'Total and Variance Analysis' Section is Based on LAST ACTUAL Quarter Completed		Quarter - 1/1 - 3/31		4th Quarter - 4/1 - 6/30		
		Quarter 1/1 - 3/31		Current		
		Budget	Variance	Actual	Current Budget	Variance
TOTAL EXPENSES		2,050,600	-	-	2,160,331	-
NET INCOME		77,289	-	-	114,166	-



ANCED MATH AND SCIENCE					
n					
Total Revenue	2,127,889	-	-	2,274,497	-
Total Expenses	2,050,600	-	-	2,160,331	-
Net Income	77,289	-	-	114,166	-
Actual Student Enrollment	Quarter - 1/1 - 3/31 514	-	-	514	-
*NOTE: Enrollment, Revenue and Expenditure Data IN the 'Total and Variance Analysis' Section is Based on LAST ACTUAL Quarter Completed		Quarter - 1/1 - 3/31		4th Quarter - 4/1 - 6/30	
		Current Budget	Variance	Actual	Current Budget      Variance
ENROLLMENT - *School Districts Are Linked To Above Entries*					
NYC CHANCELLOR'S OFFICE		514	-	-	514      -
-		-	-	-	-
-		-	-	-	-
-		-	-	-	-
-		-	-	-	-
-		-	-	-	-
-		-	-	-	-
-		-	-	-	-
-		-	-	-	-
-		-	-	-	-
-		-	-	-	-
-		-	-	-	-
-		-	-	-	-
-		-	-	-	-
-		-	-	-	-
-		-	-	-	-
-		-	-	-	-
ALL OTHER School Districts: ( Count = 0 )		-	-	-	-
TOTAL ENROLLMENT		514	-	-	514      -
REVENUE PER PUPIL		4,140	-	-	4,425      -
EXPENSES PER PUPIL		3,989	-	-	4,203      -

## 2018-19

<b>Total Revenue</b>	-	-	-	8,885,182	(8,885,182)	-	-	8,885,182
<b>Total Expenses</b>	-	-	-	8,683,402	8,683,402	-	-	8,683,402
<b>Net Income</b>	-	-	-	201,780	(201,780)	-	-	201,780
<b>Actual Student Enrollment</b>	-	-	-			-	-	

## TOTALS AND VARIANCE ANALYSIS

	Current Budget (Current Quarter)	Actual vs. Current Budget	Current Budget - TY	Actual vs. Current Budget TY	Original Budget (Current Quarter)	Actual vs. Original Budget	Original Budget -
--	---	------------------------------------	------------------------	---------------------------------------	--	-------------------------------------	----------------------

2018-19  
Per Pupil Rate

NYC CHANCELLOR'S OFFICE	15,307
-	-
-	-
-	-
-	-
-	-
-	-
-	-
-	-
-	-
-	-
-	-
-	-
-	-
-	-
-	-
-	-
-	-
-	-
ALL OTHER School Districts: ( Count = 0 )	-
TOTAL Per Pupil Revenue (Weighted Average Per Pupil Funding)	15,307

-	-	-	7,867,798	(7,867,798)	-	-	7,867,7
-	-	-	-	-	-	-	
-	-	-	-	-	-	-	
-	-	-	-	-	-	-	
-	-	-	-	-	-	-	
-	-	-	-	-	-	-	
-	-	-	-	-	-	-	
-	-	-	-	-	-	-	
-	-	-	-	-	-	-	
-	-	-	-	-	-	-	
-	-	-	-	-	-	-	
-	-	-	-	-	-	-	
-	-	-	-	-	-	-	
-	-	-	-	-	-	-	
-	-	-	-	-	-	-	
-	-	-	-	-	-	-	
-	-	-	-	-	-	-	
-	-	-	-	-	-	-	
-	-	-	7,867,798	(7,867,798)	-	-	7,867,7
-	-	-	647,544	(647,544)	-	-	647,5

Special Education Revenue

## Grants

## Stimulus

DYCD (Department of Youth and Community Development)

Other

NYC DoE Rental Assistance

Other

TOTAL REVENUE FROM STATE SOURCES

### IDEA Special Needs

## Title I

Title Funding - Other

School Food Service (Free Lunch)

## Grants

## Charter School Program (CSP) Planning & Implementation

Other

-	-	-	64,187	(64,187)	-	-	64,187
-	-	-	256,825	(256,825)	-	-	256,825
-	-	-	8,250	(8,250)	-	-	8,250
-	-	-	-	-	-	-	-
-	-	-	-	-	-	-	-
-	-	-	-	-	-	-	-

				NEW VISIONS CHARTER HIGH SCHOOL FOR ADVANCED MATHEMATICS							
				Budget / Operating Plan							
				2018-19							
Total Revenue	-	-	-	8,885,182	(8,885,182)	-	-	8,885,182			
Total Expenses	-	-	-	8,683,402	8,683,402	-	-	8,683,402			
Net Income	-	-	-	201,780	(201,780)	-	-	201,780			
Actual Student Enrollment	-	-	-			-	-				
*NOTE: Enrollment, Revenue and Expenditure Data IN the 'Total and Variance Analysis' Section is Based on LAST ACTUAL Quarter Completed				TOTALS AND VARIANCE ANALYSIS							
				Actual	Current Budget (Current Quarter)	Actual vs. Current Budget	Current Budget - TY	Actual vs. Current Budget TY	Original Budget (Current Quarter)	Actual vs. Original Budget	Original Budget - TY
Other				-	-	-	-	-	-	-	-
TOTAL REVENUE FROM FEDERAL SOURCES				-	-	-	329,262	(329,262)	-	-	329,262
LOCAL and OTHER REVENUE											
Contributions and Donations				-	-	-	-	-	-	-	-
Fundraising				-	-	-	-	-	-	-	-
Erate Reimbursement				-	-	-	-	-	-	-	-
Earnings on Investments				-	-	-	-	-	-	-	-
Interest Income				-	-	-	-	-	-	-	-
Food Service (Income from meals)				-	-	-	-	-	-	-	-
Text Book				-	-	-	40,578	(40,578)	-	-	40,578
OTHER				-	-	-	-	-	-	-	-
TOTAL REVENUE FROM LOCAL and OTHER SOURCES				-	-	-	40,578	(40,578)	-	-	40,578
TOTAL REVENUE	-	-	-	8,885,182	(8,885,182)	-	-	8,885,182			

				NEW VISIONS CHARTER HIGH SCHOOL FOR ADVANCED MATHEMATICS							
				Budget / Operating Plan							
				2018-19							
Total Revenue				-	-	-	8,885,182	(8,885,182)	-	-	8,885,182
Total Expenses				-	-	-	8,683,402	8,683,402	-	-	8,683,402
Net Income				-	-	-	201,780	(201,780)	-	-	201,780
Actual Student Enrollment				-	-	-			-	-	
*NOTE: Enrollment, Revenue and Expenditure Data IN the 'Total and Variance Analysis' Section is Based on LAST ACTUAL Quarter Completed				TOTALS AND VARIANCE ANALYSIS							
				Actual	Current Budget (Current Quarter)	Actual vs. Current Budget	Current Budget - TY	Actual vs. Current Budget TY	Original Budget (Current Quarter)	Actual vs. Original Budget	Original Budget -
EXPENSES											
ADMINISTRATIVE STAFF PERSONNEL COSTS											
	Quarter 0		No. of Positions								
Executive Management		-		-	-	-	157,076	157,076	-	-	157,076
Instructional Management		-		-	-	-	633,220	633,220	-	-	633,220
Deans, Directors & Coordinators		-		-	-	-	382,320	382,320	-	-	382,320
CFO / Director of Finance		-		-	-	-	135,016	135,016	-	-	135,016
Operation / Business Manager		-		-	-	-	362,820	362,820	-	-	362,820
Administrative Staff		-		-	-	-	128,928	128,928	-	-	128,928
TOTAL ADMINISTRATIVE STAFF		-		-	-	-	1,799,380	1,799,380	-	-	1,799,380
INSTRUCTIONAL PERSONNEL COSTS											
Teachers - Regular		-		-	-	-	1,748,229	1,748,229	-	-	1,748,229
Teachers - SPED		-		-	-	-	380,925	380,925	-	-	380,925
Substitute Teachers		-		-	-	-	-	-	-	-	-
Teaching Assistants		-		-	-	-	-	-	-	-	-
Specialty Teachers		-		-	-	-	678,705	678,705	-	-	678,705
Aides		-		-	-	-	-	-	-	-	-
Therapists & Counselors		-		-	-	-	510,780	510,780	-	-	510,780
Other		-		-	-	-	-	-	-	-	-
TOTAL INSTRUCTIONAL		-		-	-	-	3,318,639	3,318,639	-	-	3,318,639
NON-INSTRUCTIONAL PERSONNEL COSTS											
Nurse		-		-	-	-	-	-	-	-	-
Librarian		-		-	-	-	-	-	-	-	-
Custodian		-		-	-	-	-	-	-	-	-
Security		-		-	-	-	-	-	-	-	-
Other		-		-	-	-	-	-	-	-	-
TOTAL NON-INSTRUCTIONAL		-		-	-	-	-	-	-	-	-
SUBTOTAL PERSONNEL SERVICE COSTS											
		-		-	-	-	5,118,019	5,118,019	-	-	5,118,019
PAYROLL TAXES AND BENEFITS											
Payroll Taxes				-	-	-	447,827	447,827	-	-	447,827
Fringe / Employee Benefits				-	-	-	829,120	829,120	-	-	829,120
Retirement / Pension				-	-	-	358,310	358,310	-	-	358,310
TOTAL PAYROLL TAXES AND BENEFITS				-	-	-	1,635,257	1,635,257	-	-	1,635,257
TOTAL PERSONNEL SERVICE COSTS											
		-		-	-	-	6,753,276	6,753,276	-	-	6,753,276

				NEW VISIONS CHARTER HIGH SCHOOL FOR ADVANCED MATHEMATICS							
				Budget / Operating Plan							
				2018-19							
Total Revenue	-	-	-	8,885,182	(8,885,182)	-	-	8,885,182			
Total Expenses	-	-	-	8,683,402	8,683,402	-	-	8,683,402			
Net Income	-	-	-	201,780	(201,780)	-	-	201,780			
Actual Student Enrollment	-	-	-			-	-				
				TOTALS AND VARIANCE ANALYSIS							
*NOTE: Enrollment, Revenue and Expenditure Data IN the 'Total and Variance Analysis' Section is Based on LAST ACTUAL Quarter Completed		Current Budget (Current Quarter)	Actual vs. Current Budget	Current Budget - TY	Actual vs. Current Budget TY	Original Budget (Current Quarter)	Actual vs. Original Budget	Original Budget - TY			
	Actual										
CONTRACTED SERVICES											
Accounting / Audit	-	-	-	22,016	22,016	-	-	22,016			
Legal	-	-	-	5,000	5,000	-	-	5,000			
Management Company Fee	-	-	-	711,208	711,208	-	-	711,208			
Nurse Services	-	-	-	-	-	-	-	-			
Food Service / School Lunch	-	-	-	-	-	-	-	-			
Payroll Services	-	-	-	22,104	22,104	-	-	22,104			
Special Ed Services	-	-	-	-	-	-	-	-			
Titlement Services (i.e. Title I)	-	-	-	-	-	-	-	-			
Other Purchased / Professional / Consulting	-	-	-	263,000	263,000	-	-	263,000			
TOTAL CONTRACTED SERVICES	-	-	-	1,023,328	1,023,328	-	-	1,023,328			

				NEW VISIONS CHARTER HIGH SCHOOL FOR ADVANCED MATHEMATICS				
				Budget / Operating Plan				
				2018-19				
Total Revenue	-	-	-	8,885,182	(8,885,182)	-	-	8,885,182
Total Expenses	-	-	-	8,683,402	8,683,402	-	-	8,683,402
Net Income	-	-	-	201,780	(201,780)	-	-	201,780
Actual Student Enrollment	-	-	-			-	-	
				TOTALS AND VARIANCE ANALYSIS				
*NOTE: Enrollment, Revenue and Expenditure Data IN the 'Total and Variance Analysis' Section is Based on LAST ACTUAL Quarter Completed				Current Budget (Current Quarter)	Actual vs. Current Budget	Current Budget - TY	Actual vs. Current Budget TY	Original Budget (Current Quarter)
				Actual	Actual	Actual	Actual	Original
<b>SCHOOL OPERATIONS</b>								
Board Expenses	-	-	-	-	-	-	-	-
Classroom / Teaching Supplies & Materials	-	-	-	70,000	70,000	-	-	70,000
Special Ed Supplies & Materials	-	-	-	-	-	-	-	-
Textbooks / Workbooks	-	-	-	35,365	35,365	-	-	35,365
Supplies & Materials other	-	-	-	90,176	90,176	-	-	90,176
Equipment / Furniture	-	-	-	1,000	1,000	-	-	1,000
Telephone	-	-	-	39,480	39,480	-	-	39,480
Technology	-	-	-	136,356	136,356	-	-	136,356
Student Testing & Assessment	-	-	-	30,819	30,819	-	-	30,819
Field Trips	-	-	-	-	-	-	-	-
Transportation (student)	-	-	-	20,000	20,000	-	-	20,000
Student Services - other	-	-	-	15,000	15,000	-	-	15,000
Office Expense	-	-	-	75,000	75,000	-	-	75,000
Staff Development	-	-	-	46,000	46,000	-	-	46,000
Staff Recruitment	-	-	-	6,500	6,500	-	-	6,500
Student Recruitment / Marketing	-	-	-	10,000	10,000	-	-	10,000
School Meals / Lunch	-	-	-	-	-	-	-	-
Travel (Staff)	-	-	-	2,320	2,320	-	-	2,320
Fundraising	-	-	-	-	-	-	-	-
Other	-	-	-	103,658	103,658	-	-	103,658
TOTAL SCHOOL OPERATIONS	-	-	-	681,674	681,674	-	-	681,674
<b>FACILITY OPERATION &amp; MAINTENANCE</b>								
Insurance	-	-	-	53,124	53,124	-	-	53,124
Janitorial	-	-	-	-	-	-	-	-
Building and Land Rent / Lease / Facility Finance Interest	-	-	-	2,000	2,000	-	-	2,000
Repairs & Maintenance	-	-	-	50,000	50,000	-	-	50,000
Equipment / Furniture	-	-	-	100,000	100,000	-	-	100,000
Security	-	-	-	-	-	-	-	-
Utilities	-	-	-	-	-	-	-	-
TOTAL FACILITY OPERATION & MAINTENANCE	-	-	-	205,124	205,124	-	-	205,124
<b>DEPRECIATION &amp; AMORTIZATION</b>				-	-	-	-	-
<b>RESERVES / CONTINGENCY</b>				-	-	-	-	-
<b>DEFERRED RENT</b>				-	-	-	-	-

				NEW VISIONS CHARTER HIGH SCHOOL FOR ADVANCED MA				
				Budget / Operating Plan				
				2018-19				
Total Revenue	-	-	-	8,885,182	(8,885,182)	-	-	8,885,1
Total Expenses	-	-	-	8,683,402	8,683,402	-	-	8,683,4
Net Income	-	-	-	201,780	(201,780)	-	-	201,7
Actual Student Enrollment	-	-	-			-	-	
				TOTALS AND VARIANCE ANALYSIS				
*NOTE: Enrollment, Revenue and Expenditure Data IN the 'Total and Variance Analysis' Section is Based on LAST ACTUAL Quarter Completed				Current Budget (Current Quarter)	Actual vs. Current Budget	Current Budget - TY	Actual vs. Current Budget TY	Original Budget (Current Quarter)
				Actual				Original Budget
TOTAL EXPENSES	-	-	-	8,683,402	8,683,402	-	-	8,683,4
NET INCOME	-	-	-	201,780	(201,780)	-	-	201,7

				NEW VISIONS CHARTER HIGH SCHOOL FOR ADVANCED MATHEMATICS				
				2018-19 Budget / Operating Plan				
				2018-19				
Total Revenue	-	-	-	8,885,182	(8,885,182)	-	-	8,885,182
Total Expenses	-	-	-	8,683,402	8,683,402	-	-	8,683,402
Net Income	-	-	-	201,780	(201,780)	-	-	201,780
Actual Student Enrollment	-	-	-					
				TOTALS AND VARIANCE ANALYSIS				
*NOTE: Enrollment, Revenue and Expenditure Data IN the 'Total and Variance Analysis' Section is Based on LAST ACTUAL Quarter Completed				Actual	Current Budget (Current Quarter)	Actual vs. Current Budget	Current Budget - TY	Actual vs. Original Budget
				Actual	Current Budget (Current Quarter)	Actual vs. Current Budget	Current Budget - TY	Actual vs. Original Budget
ENROLLMENT - *School Districts Are Linked To Above Entries*				* Enrollment Data Based on Last Actual Quarter Completed				
NYC CHANCELLOR'S OFFICE				-	-	-	-	-
-				-	-	-	-	-
-				-	-	-	-	-
-				-	-	-	-	-
-				-	-	-	-	-
-				-	-	-	-	-
-				-	-	-	-	-
-				-	-	-	-	-
-				-	-	-	-	-
-				-	-	-	-	-
-				-	-	-	-	-
-				-	-	-	-	-
-				-	-	-	-	-
-				-	-	-	-	-
-				-	-	-	-	-
ALL OTHER School Districts: ( Count = 0 )				-	-	-	-	-
TOTAL ENROLLMENT				-	-	-	-	-
REVENUE PER PUPIL				-	-	-	-	-
EXPENSES PER PUPIL				-	-	-	-	-



# | AND SCIENCE

Total Revenue	(8,885,182)	-	-
Total Expenses	8,683,402	-	-
Net Income	(201,780)	-	-
Actual Student Enrollment		-	
<p><b>*NOTE: Enrollment, Revenue and Expenditure Data IN the 'Total and Variance Analysis' Section is Based on LAST ACTUAL Quarter Completed</b></p>			
	Actual vs. Original Budget TY	PY Actual (PY TY / No. of COMPLETED Actual CY	Actual CY vs. Actual PY
<b>REVENUE</b>			
<b>REVENUES FROM STATE SOURCES</b>			
Per Pupil Revenue	2018-19 Per Pupil Rate		
NYC CHANCELLOR'S OFFICE	15,307	(7,867,798)	-
-	-	-	-
-	-	-	-
-	-	-	-
-	-	-	-
-	-	-	-
-	-	-	-
-	-	-	-
-	-	-	-
-	-	-	-
-	-	-	-
-	-	-	-
-	-	-	-
-	-	-	-
-	-	-	-
ALL OTHER School Districts: ( Count = 0 )	-	-	-
TOTAL Per Pupil Revenue (Weighted Average Per Pupil Funding)	15,307	(7,867,798)	-
Special Education Revenue		(647,544)	-
Grants			
Stimulus		-	-
DYCD (Department of Youth and Community Development)		-	-
Other		-	-
NYC DoE Rental Assistance		-	-
Other		-	-
TOTAL REVENUE FROM STATE SOURCES		(8,515,342)	-
<b>REVENUE FROM FEDERAL FUNDING</b>			
IDEA Special Needs		(64,187)	-
Title I		(256,825)	-
Title Funding - Other		(8,250)	-
School Food Service (Free Lunch)		-	-
Grants			
Charter School Program (CSP) Planning & Implementation		-	-
Other		-	-

<b>  AND SCIENCE</b>
----------------------

<b>Total Revenue</b>	<b>(8,885,182)</b>	-	-
<b>Total Expenses</b>	<b>8,683,402</b>	-	-
<b>Net Income</b>	<b>(201,780)</b>	-	-
<b>Actual Student Enrollment</b>		-	
<b>*NOTE: Enrollment, Revenue and Expenditure Data IN the 'Total and Variance Analysis' Section is Based on LAST ACTUAL Quarter Completed</b>		<b>Actual vs. Original Budget TY</b>	<b>PY Actual (PY TY / No. of COMPLETED Actual CY</b>
		-	-
Other		-	-
TOTAL REVENUE FROM FEDERAL SOURCES		-	-
		-	-
<b>LOCAL and OTHER REVENUE</b>			
Contributions and Donations		-	-
Fundraising		-	-
Erate Reimbursement		-	-
Earnings on Investments		-	-
Interest Income		-	-
Food Service (Income from meals)		-	-
Text Book		-	-
OTHER		-	-
TOTAL REVENUE FROM LOCAL and OTHER SOURCES		-	-
		-	-
<b>TOTAL REVENUE</b>		<b>(8,885,182)</b>	-

# | AND SCIENCE

Total Revenue	(8,885,182)	-	-
Total Expenses	8,683,402	-	-
Net Income	(201,780)	-	-
Actual Student Enrollment		-	

**\*NOTE: Enrollment, Revenue and Expenditure Data IN the 'Total and Variance Analysis' Section is Based on LAST ACTUAL Quarter Completed**

Actual vs. Original Budget TY	PY Actual (PY TY / No. of COMPLETED Actual CY	Actual CY vs. Actual PY
--	--	-------------------------------

## EXPENSES

### ADMINISTRATIVE STAFF PERSONNEL COSTS

	Quarter 0 No. of Positions			
Executive Management	-	157,076	-	-
Instructional Management	-	633,220	-	-
Deans, Directors & Coordinators	-	382,320	-	-
CFO / Director of Finance	-	135,016	-	-
Operation / Business Manager	-	362,820	-	-
Administrative Staff	-	128,928	-	-
TOTAL ADMINISTRATIVE STAFF	-	1,799,380	-	-

### INSTRUCTIONAL PERSONNEL COSTS

Teachers - Regular	-	1,748,229	-	-
Teachers - SPED	-	380,925	-	-
Substitute Teachers	-	-	-	-
Teaching Assistants	-	-	-	-
Specialty Teachers	-	678,705	-	-
Aides	-	-	-	-
Therapists & Counselors	-	510,780	-	-
Other	-	-	-	-
TOTAL INSTRUCTIONAL	-	3,318,639	-	-

### NON-INSTRUCTIONAL PERSONNEL COSTS

Nurse	-	-	-	-
Librarian	-	-	-	-
Custodian	-	-	-	-
Security	-	-	-	-
Other	-	-	-	-
TOTAL NON-INSTRUCTIONAL	-	-	-	-

### SUBTOTAL PERSONNEL SERVICE COSTS

### PAYROLL TAXES AND BENEFITS

Payroll Taxes		447,827	-	-
Fringe / Employee Benefits		829,120	-	-
Retirement / Pension		358,310	-	-
TOTAL PAYROLL TAXES AND BENEFITS		1,635,257	-	-

### TOTAL PERSONNEL SERVICE COSTS

	-	6,753,276	-	-
--	---	-----------	---	---

<b>I AND SCIENCE</b>
----------------------

Total Revenue	(8,885,182)	-	-
Total Expenses	8,683,402	-	-
Net Income	(201,780)	-	-
Actual Student Enrollment		-	
*NOTE: Enrollment, Revenue and Expenditure Data IN the 'Total and Variance Analysis' Section is Based on LAST ACTUAL Quarter Completed	Actual	PY Actual (PY	
	AND SCIENCE / No. of		Actual CY
	Original	COMPLETED	vs.
	Budget TY	Actual CY	Actual PY
CONTRACTED SERVICES			
Accounting / Audit	22,016	-	-
Legal	5,000	-	-
Management Company Fee	711,208	-	-
Nurse Services	-	-	-
Food Service / School Lunch	-	-	-
Payroll Services	22,104	-	-
Special Ed Services	-	-	-
Titlement Services (i.e. Title I)	-	-	-
Other Purchased / Professional / Consulting	263,000	-	-
TOTAL CONTRACTED SERVICES	1,023,328	-	-

## | AND SCIENCE

<b>Total Revenue</b>	<b>(8,885,182)</b>	-	-
<b>Total Expenses</b>	<b>8,683,402</b>	-	-
<b>Net Income</b>	<b>(201,780)</b>	-	-
<b>Actual Student Enrollment</b>		-	-
<b>*NOTE: Enrollment, Revenue and Expenditure Data IN the 'Total and Variance Analysis' Section is Based on LAST ACTUAL Quarter Completed</b>		<b>Actual vs. Original Budget TY</b>	<b>PY Actual (PY TY / No. of COMPLETED Actual CY vs. Actual PY</b>
<b>SCHOOL OPERATIONS</b>			
Board Expenses	-	-	-
Classroom / Teaching Supplies & Materials	70,000	-	-
Special Ed Supplies & Materials	-	-	-
Textbooks / Workbooks	35,365	-	-
Supplies & Materials other	90,176	-	-
Equipment / Furniture	1,000	-	-
Telephone	39,480	-	-
Technology	136,356	-	-
Student Testing & Assessment	30,819	-	-
Field Trips	-	-	-
Transportation (student)	20,000	-	-
Student Services - other	15,000	-	-
Office Expense	75,000	-	-
Staff Development	46,000	-	-
Staff Recruitment	6,500	-	-
Student Recruitment / Marketing	10,000	-	-
School Meals / Lunch	-	-	-
Travel (Staff)	2,320	-	-
Fundraising	-	-	-
Other	103,658	-	-
<b>TOTAL SCHOOL OPERATIONS</b>	<b>681,674</b>	-	-
<b>FACILITY OPERATION &amp; MAINTENANCE</b>			
Insurance	53,124	-	-
Janitorial	-	-	-
Building and Land Rent / Lease / Facility Finance Interest	2,000	-	-
Repairs & Maintenance	50,000	-	-
Equipment / Furniture	100,000	-	-
Security	-	-	-
Utilities	-	-	-
<b>TOTAL FACILITY OPERATION &amp; MAINTENANCE</b>	<b>205,124</b>	-	-
<b>DEPRECIATION &amp; AMORTIZATION</b>	<b>20,000</b>	-	-
<b>RESERVES / CONTINGENCY</b>	<b>-</b>	-	-
<b>DEFERRED RENT</b>			

<b>AND SCIENCE</b>
--------------------

		AND SCIENCE	
Total Revenue	(8,885,182)	-	-
Total Expenses	8,683,402	-	-
Net Income	(201,780)	-	-
Actual Student Enrollment		-	
*NOTE: Enrollment, Revenue and Expenditure Data IN the 'Total and Variance Analysis' Section is Based on LAST ACTUAL Quarter Completed	Actual vs. Original Budget TY	PY Actual (PY TY / No. of COMPLETED Actual CY	Actual CY vs. Actual PY
TOTAL EXPENSES	8,683,402	-	-
NET INCOME	(201,780)	-	-

I AND SCIENCE			
		-	-
Total Revenue	(8,885,182)	-	-
Total Expenses	8,683,402	-	-
Net Income	(201,780)	-	-
Actual Student Enrollment		-	-
*NOTE: Enrollment, Revenue and Expenditure Data IN the 'Total and Variance Analysis' Section is Based on LAST ACTUAL Quarter Completed		Actual vs. Original Budget TY	PY Actual (PY TY / No. of COMPLETED Actual CY Actual CY vs. Actual PY
ENROLLMENT - *School Districts Are Linked To Above Entries*			
NYC CHANCELLOR'S OFFICE		-	-
-		-	-
-		-	-
-		-	-
-		-	-
-		-	-
-		-	-
-		-	-
-		-	-
-		-	-
-		-	-
-		-	-
-		-	-
-		-	-
-		-	-
ALL OTHER School Districts: ( Count = 0 )		-	-
TOTAL ENROLLMENT		-	-
REVENUE PER PUPIL		-	-
EXPENSES PER PUPIL		-	-



**Annual Report Requirement**  
*for SUNY Authorized Charter Schools*  
**NEW VISIONS CHARTER HIGH SCHOOL FOR ADVANCED MATH AND  
SCIENCE  
2018-19**

Administrative  
expenditures per pupil:

\$0.00

Per NYS Statute

Administrative expenditures per pupil: the sum of all general administration salaries and other general administration expenditures divided by the total number of enrolled students. Employee benefit costs or expenditures should not be reported here.

**\*NOTE: THIS TAB ONLY NEEDS TO BE COMPLETED FOR Q4**



**Disclosure of Financial Interest by a Current or Proposed Charter School  
Education Corporation Trustee**

Trustee Name:

Peter Confilto

Name of Charter School Education Corporation (for an unmerged school,  
this is the Charter School Name):

**NEW VISIONS CHARTER HIGH SCHOOL FOR ADVANCED MATH AND  
SCIENCE**

1. List all positions held on the education corporation board (e.g., president, treasurer,  
parent representative). Board Member

2. Is the trustee an employee of any school operated by the Education Corporation?  
     Yes ~~X~~ No

If **Yes**, for each school, please provide a description of the position(s) you hold, your  
responsibilities, your salary and your start date.

3. Is the trustee an employee or agent of the management company or institutional  
partner of the charter school(s) governed by the Education Corporation?  
     Yes ~~X~~ No

If **Yes**, for each school, please provide a description of the position(s) you hold, your  
responsibilities, your salary and your start date.

4. Identify each interest/transaction (and provide the requested information) that you or  
any of your immediate family members or any persons who live with you in your  
house have held or engaged in with the charter school(s) governed by the Education  
Corporation during the time you have served on the board, and in the six-month  
period prior to such service. If there has been no such financial interest or  
transaction, write **None**. Please note that if you answered **Yes** to Questions 2-4  
above, you need not disclose again your employment status, salary, etc.

Date(s)	Nature of Financial Interest/Transaction	Steps taken to avoid a conflict of interest, (e.g., did not vote, did not participate in discussion)	Name of person holding interest or engaging in transaction and relationship to yourself

Please write "None" if applicable. Do not leave this space blank.			
None			

5. Identify each individual, business, corporation, union association, firm, partnership, committee proprietorship, franchise holding company, joint stock company, business or real estate trust, non-profit organization, or other organization or group of people doing business with the school(s) governed by the Education Corporation **and** in which such entity, during the time of your tenure as a trustee, you and/or your immediate family member(s) or person(s) living in your house had a financial interest or other relationship. If you are a member, director, officer or employee of an organization formally partnered with the school(s) that is/are doing business with the school(s) through a management or services agreement, please identify only the name of the organization, your position in the organization, and the relationship between such organization and the school(s). If there was no financial interest, write **None**.


Organization conducting business with the school(s)	Nature of business conducted	Approximate value of the business conducted	Name of Trustee and/or immediate family member of household holding an interest in the organization conducting business with the school(s) and the nature of the interest	Steps Taken to Avoid Conflict of Interest
Please write "None" if applicable. Do not leave this space blank.				
None				

Signature  Date 6/18/18

Please note that this document is considered a public record and as such, may be made available to members of the public upon request under the Freedom of Information Law. Personal contact information provided below will be redacted.

Business Telephone: \_\_\_\_\_

Business Address: \_\_\_\_\_



**Disclosure of Financial Interest by a Current or Proposed Charter School  
Education Corporation Trustee**

Trustee Name:

NANCY GROSSMAN

Name of Charter School Education Corporation (for an unmerged school,  
this is the Charter School Name):

NEW VISIONS CHARTER HIGH SCHOOL FOR ADVANCED MATH AND  
SCIENCE

1. List all positions held on the education corporation board (e.g., president, treasurer, parent representative).

Chairperson

2. Is the trustee an employee of any school operated by the Education Corporation?  
     Yes   X   No

If **Yes**, for each school, please provide a description of the position(s) you hold, your responsibilities, your salary and your start date.

3. Is the trustee an employee or agent of the management company or institutional partner of the charter school(s) governed by the Education Corporation?  
     Yes   X   No

If **Yes**, for each school, please provide a description of the position(s) you hold, your responsibilities, your salary and your start date.

4. Identify each interest/transaction (and provide the requested information) that you or any of your immediate family members or any persons who live with you in your house have held or engaged in with the charter school(s) governed by the Education Corporation during the time you have served on the board, and in the six-month period prior to such service. If there has been no such financial interest or transaction, write **None**. Please note that if you answered **Yes** to Questions 2-4 above, you need not disclose again your employment status, salary, etc.

Date(s)	Nature of Financial Interest/Transaction	Steps taken to avoid a conflict of interest, (e.g., did not vote, did not participate in discussion)	Name of person holding interest or engaging in transaction and relationship to yourself
<u>NA</u>			

Please write "None" if applicable. Do not leave this space blank.			
---	--	--	--

5. Identify each individual, business, corporation, union association, firm, partnership, committee proprietorship, franchise holding company, joint stock company, business or real estate trust, non-profit organization, or other organization or group of people doing business with the school(s) governed by the Education Corporation **and** in which such entity, during the time of your tenure as a trustee, you and/or your immediate family member(s) or person(s) living in your house had a financial interest or other relationship. If you are a member, director, officer or employee of an organization formally partnered with the school(s) that is/are doing business with the school(s) through a management or services agreement, please identify only the name of the organization, your position in the organization, and the relationship between such organization and the school(s). If there was no financial interest, write **None**.

Organization conducting business with the school(s)	Nature of business conducted	Approximate value of the business conducted	Name of Trustee and/or immediate family member of household holding an interest in the organization conducting business with the school(s) and the nature of the interest	Steps Taken to Avoid Conflict of Interest
Please write "None" if applicable. Do not leave this space blank.				
NA				

Nancy Grossman  
Signature

6/18/18  
Date

Please note that this document is considered a public record and as such, may be made available to members of the public upon request under the Freedom of Information Law. Personal contact information provided below will be redacted.

Business Telephone: \_\_\_\_\_

Business Address: \_\_\_\_\_

E-mail Address: \_\_\_\_\_

Home Telephone: \_\_\_\_\_

Home Address: \_\_\_\_\_

**Disclosure of Financial Interest by a Current or Proposed Charter School  
Education Corporation Trustee**

Trustee Name:

Dr. Deborah D. Jenkins

Name of Charter School Education Corporation (for an unmerged school,  
this is the Charter School Name):

**NEW VISIONS CHARTER HIGH SCHOOL FOR ADVANCED MATH AND  
SCIENCE**

1. List all positions held on the education corporation board (e.g., president, treasurer, parent representative).
2. Is the trustee an employee of any school operated by the Education Corporation?  
\_\_\_\_ Yes ☒ No

If **Yes**, for each school, please provide a description of the position(s) you hold, your responsibilities, your salary and your start date.

3. Is the trustee an employee or agent of the management company or institutional partner of the charter school(s) governed by the Education Corporation?  
\_\_\_\_ Yes ☒ No

If **Yes**, for each school, please provide a description of the position(s) you hold, your responsibilities, your salary and your start date.


4. Identify each interest/transaction (and provide the requested information) that you or any of your immediate family members or any persons who live with you in your house have held or engaged in with the charter school(s) governed by the Education Corporation during the time you have served on the board, and in the six-month period prior to such service. If there has been no such financial interest or transaction, write **None**. Please note that if you answered **Yes** to Questions 2-4 above, you need not disclose again your employment status, salary, etc.


Date(s)	Nature of Financial Interest/Transaction	Steps taken to avoid a conflict of interest, (e.g., did not vote, did not participate in discussion)	Name of person holding interest or engaging in transaction and relationship to yourself
	NONE		

Please write "None" if applicable. Do not leave this space blank.			
---	--	--	--

5. Identify each individual, business, corporation, union association, firm, partnership, committee proprietorship, franchise holding company, joint stock company, business or real estate trust, non-profit organization, or other organization or group of people doing business with the school(s) governed by the Education Corporation **and** in which such entity, during the time of your tenure as a trustee, you and/or your immediate family member(s) or person(s) living in your house had a financial interest or other relationship. If you are a member, director, officer or employee of an organization formally partnered with the school(s) that is/are doing business with the school(s) through a management or services agreement, please identify only the name of the organization, your position in the organization, and the relationship between such organization and the school(s). If there was no financial interest, write **None**.

Organization conducting business with the school(s)	Nature of business conducted	Approximate value of the business conducted	Name of Trustee and/or immediate family member of household holding an interest in the organization conducting business with the school(s) and the nature of the interest	Steps Taken to Avoid Conflict of Interest
Please write "None" if applicable. Do not leave this space blank.				

Signature 

Date 

Please note that this document is considered a public record and as such, may be made available to members of the public upon request under the Freedom of Information Law. Personal contact information provided below will be redacted.

Business Telephone: 

Business Address: 

E-mail Address: 

Home Telephone: 

Home Address: 

**Disclosure of Financial Interest by a Current or Proposed Charter School  
Education Corporation Trustee**

Trustee Name:

Fredrick J. Levy

Name of Charter School Education Corporation (for an unmerged school,  
this is the Charter School Name):

**NEW VISIONS CHARTER HIGH SCHOOL FOR ADVANCED MATH AND  
SCIENCE**

1. List all positions held on the education corporation board (e.g., president, treasurer, parent representative).
2. Is the trustee an employee of any school operated by the Education Corporation?  
☐ Yes ☒ No

If **Yes**, for each school, please provide a description of the position(s) you hold, your responsibilities, your salary and your start date.

3. Is the trustee an employee or agent of the management company or institutional partner of the charter school(s) governed by the Education Corporation?  
☐ Yes ☒ No

If **Yes**, for each school, please provide a description of the position(s) you hold, your responsibilities, your salary and your start date.

4. Identify each interest/transaction (and provide the requested information) that you or any of your immediate family members or any persons who live with you in your house have held or engaged in with the charter school(s) governed by the Education Corporation during the time you have served on the board, and in the six-month period prior to such service. If there has been no such financial interest or transaction, write **None**. Please note that if you answered **Yes** to Questions 2-4 above, you need not disclose again your employment status, salary, etc.

Date(s)	Nature of Financial Interest/Transaction	Steps taken to avoid a conflict of interest, (e.g., did not vote, did not participate in discussion)	Name of person holding interest or engaging in transaction and relationship to yourself

Please write "None" if applicable. Do not leave this space blank.			
NONE			

5. Identify each individual, business, corporation, union association, firm, partnership, committee proprietorship, franchise holding company, joint stock company, business or real estate trust, non-profit organization, or other organization or group of people doing business with the school(s) governed by the Education Corporation and in which such entity, during the time of your tenure as a trustee, you and/or your immediate family member(s) or person(s) living in your house had a financial interest or other relationship. If you are a member, director, officer or employee of an organization formally partnered with the school(s) that is/are doing business with the school(s) through a management or services agreement, please identify only the name of the organization, your position in the organization, and the relationship between such organization and the school(s). If there was no financial interest, write None.

Organization conducting business with the school(s)	Nature of business conducted	Approximate value of the business conducted	Name of Trustee and/or immediate family member of household holding an interest in the organization conducting business with the school(s) and the nature of the interest	Steps Taken to Avoid Conflict of Interest
Please write "None" if applicable. Do not leave this space blank.				
NONE				

Signature

Date

Please note that this document is considered a public record and as such, may be made available to members of the public upon request under the Freedom of Information Law. Personal contact information provided below will be redacted.

Business Telephone:

Business Address:

E-mail Address:

Home Telephone:

Home Address:



**Disclosure of Financial Interest by a Current or Proposed Charter School  
Education Corporation Trustee**

Trustee Name:

Lili Lynton

Name of Charter School Education Corporation (for an unmerged school,  
this is the Charter School Name):

**NEW VISIONS CHARTER HIGH SCHOOL FOR ADVANCED MATH AND  
SCIENCE**

1. List all positions held on the education corporation board (e.g., president, treasurer, parent representative).

Treasurer

2. Is the trustee an employee of any school operated by the Education Corporation?  
☐ Yes ☒ No

If **Yes**, for each school, please provide a description of the position(s) you hold, your responsibilities, your salary and your start date.

3. Is the trustee an employee or agent of the management company or institutional partner of the charter school(s) governed by the Education Corporation?

☐ Yes ☒ No

If **Yes**, for each school, please provide a description of the position(s) you hold, your responsibilities, your salary and your start date.


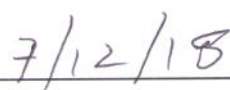
4. Identify each interest/transaction (and provide the requested information) that you or any of your immediate family members or any persons who live with you in your house have held or engaged in with the charter school(s) governed by the Education Corporation during the time you have served on the board, and in the six-month period prior to such service. If there has been no such financial interest or transaction, write **None**. Please note that if you answered **Yes** to Questions 2-4 above, you need not disclose again your employment status, salary, etc.

Date(s)	Nature of Financial Interest/Transaction	Steps taken to avoid a conflict of interest, (e.g., did not vote, did not participate in discussion)	Name of person holding interest or engaging in transaction and relationship to yourself
<u>None</u>	<u>None</u>	<u>None</u>	<u>None</u>

--	--	--	--

5. Identify each individual, business, corporation, union association, firm, partnership, committee proprietorship, franchise holding company, joint stock company, business or real estate trust, non-profit organization, or other organization or group of people doing business with the school(s) governed by the Education Corporation and in which such entity, during the time of your tenure as a trustee, you and/or your immediate family member(s) or person(s) living in your house had a financial interest or other relationship. If you are a member, director, officer or employee of an organization formally partnered with the school(s) that is/are doing business with the school(s) through a management or services agreement, please identify only the name of the organization, your position in the organization, and the relationship between such organization and the school(s). If there was no financial interest, write **None**.

Organization conducting business with the school(s)	Nature of business conducted	Approximate value of the business conducted	Name of Trustee and/or immediate family member of household holding an interest in the organization conducting business with the school(s) and the nature of the interest	Steps Taken to Avoid Conflict of Interest
<i>Please write "None" if applicable. Do not leave this space blank.</i>				
None	None	None	None	

Signature Date

*Please note that this document is considered a public record and as such, may be made available to members of the public upon request under the Freedom of Information Law. Personal contact information provided below will be redacted.*

Business Telephone

Business Address

E-mail Address

Home Telephone

Home Address

**Disclosure of Financial Interest by a Current or Proposed Charter School  
Education Corporation Trustee**

**Trustee Name:**

Stacy J. Martin

**Name of Charter School Education Corporation (for an unmerged school,  
this is the Charter School Name):**

**NEW VISIONS CHARTER HIGH SCHOOL FOR ADVANCED MATH AND  
SCIENCE**

1. List all positions held on the education corporation board (e.g., president, treasurer, parent representative).

2. Is the trustee an employee of any school operated by the Education Corporation?  
     Yes   X   No

If Yes, for each school, please provide a description of the position(s) you hold, your responsibilities, your salary and your start date.

3. Is the trustee an employee or agent of the management company or institutional partner of the charter school(s) governed by the Education Corporation?

     Yes   X   No

If Yes, for each school, please provide a description of the position(s) you hold, your responsibilities, your salary and your start date.

4. Identify each interest/transaction (and provide the requested information) that you or any of your immediate family members or any persons who live with you in your house have held or engaged in with the charter school(s) governed by the Education Corporation during the time you have served on the board, and in the six-month period prior to such service. If there has been no such financial interest or transaction, write None. Please note that if you answered Yes to Questions 2-4 above, you need not disclose again your employment status, salary, etc.

Date(s)	Nature of Financial Interest/Transaction	Steps taken to avoid a conflict of interest, (e.g., did not vote, did not participate in discussion)	Name of person holding interest or engaging in transaction and relationship to yourself

<i>Please write "None" if applicable. Do not leave this space blank.</i> <i>None</i>		
---	--	--

5. Identify each individual, business, corporation, union association, firm, partnership, committee proprietorship, franchise holding company, joint stock company, business or real estate trust, non-profit organization, or other organization or group of people doing business with the school(s) governed by the Education Corporation and in which such entity, during the time of your tenure as a trustee, you and/or your immediate family member(s) or person(s) living in your house had a financial interest or other relationship. If you are a member, director, officer or employee of an organization formally partnered with the school(s) that is/are doing business with the school(s) through a management or services agreement, please identify only the name of the organization, your position in the organization, and the relationship between such organization and the school(s). If there was no financial interest, write **None**.

Organization conducting business with the school(s)	Nature of business conducted	Approximate value of the business conducted	Name of Trustee and/or Immediate family member of household holding an interest in the organization conducting business with the school(s) and the nature of the interest	Steps Taken to Avoid Conflict of Interest
<i>Please write "None" if applicable. Do not leave this space blank.</i> <i>None</i>				

*Stacy J. Mark*  
Signature

*7-12-2018*  
Date

*Please note that this document is considered a public record and as such, may be made available to members of the public upon request under the Freedom of Information Law. Personal contact information provided below will be redacted.*

Business Telephone

Business Address

E-mail Address

Home Telephone

Home Address

**Disclosure of Financial Interest by a Current or Proposed Charter School  
Education Corporation Trustee**

Trustee Name:

Michael D. Narban

Name of Charter School Education Corporation (for an unmerged school,  
this is the Charter School Name):

**NEW VISIONS CHARTER HIGH SCHOOL FOR ADVANCED MATH AND  
SCIENCE**

1. List all positions held on the education corporation board (e.g., president, treasurer, parent representative).
2. Is the trustee an employee of any school operated by the Education Corporation?  
☐ Yes ☒ No

If **Yes**, for each school, please provide a description of the position(s) you hold, your responsibilities, your salary and your start date.

3. Is the trustee an employee or agent of the management company or institutional partner of the charter school(s) governed by the Education Corporation?  
☐ Yes ☒ No

If **Yes**, for each school, please provide a description of the position(s) you hold, your responsibilities, your salary and your start date.

4. Identify each interest/transaction (and provide the requested information) that you or any of your immediate family members or any persons who live with you in your house have held or engaged in with the charter school(s) governed by the Education Corporation during the time you have served on the board, and in the six-month period prior to such service. If there has been no such financial interest or transaction, write **None**. Please note that if you answered **Yes** to Questions 2-4 above, you need not disclose again your employment status, salary, etc.

Date(s)	Nature of Financial Interest/Transaction	Steps taken to avoid a conflict of interest, (e.g., did not vote, did not participate in discussion)	Name of person holding interest or engaging in transaction and relationship to yourself
	<i>None</i>		

Please write "None" if applicable. Do not leave this space blank.			
---	--	--	--

5. Identify each individual, business, corporation, union association, firm, partnership, committee proprietorship, franchise holding company, joint stock company, business or real estate trust, non-profit organization, or other organization or group of people doing business with the school(s) governed by the Education Corporation **and** in which such entity, during the time of your tenure as a trustee, you and/or your immediate family member(s) or person(s) living in your house had a financial interest or other relationship. If you are a member, director, officer or employee of an organization formally partnered with the school(s) that is/are doing business with the school(s) through a management or services agreement, please identify only the name of the organization, your position in the organization, and the relationship between such organization and the school(s). If there was no financial interest, write **None**.

Organization conducting business with the school(s)	Nature of business conducted	Approximate value of the business conducted	Name of Trustee and/or immediate family member of household holding an interest in the organization conducting business with the school(s) and the nature of the interest	Steps Taken to Avoid Conflict of Interest
Please write "None" if applicable. Do not leave this space blank.				
	None			



Signature

6/18/18

Date

Please note that this document is considered a public record and as such, may be made available to members of the public upon request under the Freedom of Information Law. Personal contact information provided below will be redacted.

Business Telephone: \_\_\_\_\_

Business Address: \_\_\_\_\_

E-mail Address: \_\_\_\_\_

Home Telephone: \_\_\_\_\_

Home Address: \_\_\_\_\_

**Disclosure of Financial Interest by a Current or Proposed Charter School  
Education Corporation Trustee**

Trustee Name:

Musa Ali Shama

Name of Charter School Education Corporation (for an unmerged school,  
this is the Charter School Name):

**NEW VISIONS CHARTER HIGH SCHOOL FOR ADVANCED MATH AND  
SCIENCE**

1. List all positions held on the education corporation board (e.g., president, treasurer,  
parent representative). Secretary

2. Is the trustee an employee of any school operated by the Education Corporation?  
     Yes X No

If **Yes**, for each school, please provide a description of the position(s) you hold, your  
responsibilities, your salary and your start date.

3. Is the trustee an employee or agent of the management company or institutional  
partner of the charter school(s) governed by the Education Corporation?  
X Yes      No

If **Yes**, for each school, please provide a description of the position(s) you hold, your  
responsibilities, your salary and your start date. Superintendent of  
Charter Schools, August 15, 2017

4. Identify each interest/transaction (and provide the requested information) that you or  
any of your immediate family members or any persons who live with you in your  
house have held or engaged in with the charter school(s) governed by the Education  
Corporation during the time you have served on the board, and in the six-month  
period prior to such service. If there has been no such financial interest or  
transaction, write **None**. Please note that if you answered **Yes** to Questions 2-4  
above, you need not disclose again your employment status, salary, etc.

Date(s)	Nature of Financial Interest/Transaction	Steps taken to avoid a conflict of interest, (e.g., did not vote, did not participate in discussion)	Name of person holding interest or engaging in transaction and relationship to yourself

Please write "None" if applicable. Do not leave this space blank.	<i>NONE</i>
---	-------------

5. Identify each individual, business, corporation, union association, firm, partnership, committee proprietorship, franchise holding company, joint stock company, business or real estate trust, non-profit organization, or other organization or group of people doing business with the school(s) governed by the Education Corporation **and** in which such entity, during the time of your tenure as a trustee, you and/or your immediate family member(s) or person(s) living in your house had a financial interest or other relationship. If you are a member, director, officer or employee of an organization formally partnered with the school(s) that is/are doing business with the school(s) through a management or services agreement, please identify only the name of the organization, your position in the organization, and the relationship between such organization and the school(s). If there was no financial interest, write **None**.

Organization conducting business with the school(s)	Nature of business conducted	Approximate value of the business conducted	Name of Trustee and/or immediate family member of household holding an interest in the organization conducting business with the school(s) and the nature of the interest	Steps Taken to Avoid Conflict of Interest
Please write "None" if applicable. Do not leave this space blank. <i>NONE</i>				

*M. Ali Stone* 6/22/18  
 Signature Date

Please note that this document is considered a public record and as such, may be made available to members of the public upon request under the Freedom of Information Law. Personal contact information provided below will be redacted.

Business Telephone

Business Address

E-mail Address

Home Telephone

Home Address



**Disclosure of Financial Interest by a Current or Proposed Charter School  
Education Corporation Trustee**

Trustee Name:

Selina Urbina

Name of Charter School Education Corporation (for an unmerged school,  
this is the Charter School Name):

**NEW VISIONS CHARTER HIGH SCHOOL FOR ADVANCED MATH AND  
SCIENCE**

1. List all positions held on the education corporation board (e.g., president, treasurer,  
parent representative).

Member

2. Is the trustee an employee of any school operated by the Education Corporation?  
\_\_\_ Yes ☒ No

If **Yes**, for each school, please provide a description of the position(s) you hold, your  
responsibilities, your salary and your start date.

3. Is the trustee an employee or agent of the management company or institutional  
partner of the charter school(s) governed by the Education Corporation?  
\_\_\_ Yes ☒ No

If **Yes**, for each school, please provide a description of the position(s) you hold, your  
responsibilities, your salary and your start date.

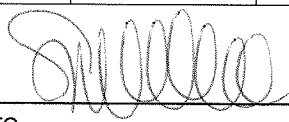
4. Identify each interest/transaction (and provide the requested information) that you or  
any of your immediate family members or any persons who live with you in your  
house have held or engaged in with the charter school(s) governed by the Education  
Corporation during the time you have served on the board, and in the six-month  
period prior to such service. If there has been no such financial interest or  
transaction, write **None**. Please note that if you answered **Yes** to Questions 2-4  
above, you need not disclose again your employment status, salary, etc.

Date(s)	Nature of Financial Interest/Transaction	Steps taken to avoid a conflict of interest, (e.g., did not vote, did not participate in discussion)	Name of person holding interest or engaging in transaction and relationship to yourself
<u>None</u>			

<i>Please write "None" if applicable. Do not leave this space blank.</i> None			
--	--	--	--

5. Identify each individual, business, corporation, union association, firm, partnership, committee proprietorship, franchise holding company, joint stock company, business or real estate trust, non-profit organization, or other organization or group of people doing business with the school(s) governed by the Education Corporation **and** in which such entity, during the time of your tenure as a trustee, you and/or your immediate family member(s) or person(s) living in your house had a financial interest or other relationship. If you are a member, director, officer or employee of an organization formally partnered with the school(s) that is/are doing business with the school(s) through a management or services agreement, please identify only the name of the organization, your position in the organization, and the relationship between such organization and the school(s). If there was no financial interest, write **None**.

Organization conducting business with the school(s)	Nature of business conducted	Approximate value of the business conducted	Name of Trustee and/or immediate family member of household holding an interest in the organization conducting business with the school(s) and the nature of the interest	Steps Taken to Avoid Conflict of Interest
<i>Please write "None" if applicable. Do not leave this space blank.</i> None				


6/18/2018

Signature Date

*Please note that this document is considered a public record and as such, may be made available to members of the public upon request under the Freedom of Information Law. Personal contact information provided below will be redacted.*

Business Telephone: \_\_\_\_\_

Business Address: \_\_\_\_\_

E-mail Address: \_\_\_\_\_

Home Telephone: \_\_\_\_\_

Home Address: \_\_\_\_\_

<b>Disclosure of Financial Interest by a Current or Proposed Charter School Education Corporation Trustee</b>
---

**Trustee Name:**

Edna R. Vega

---

**Name of Charter School Education Corporation (for an unmerged school, this is the Charter School Name):**

**NEW VISIONS CHARTER HIGH SCHOOL FOR ADVANCED MATH AND SCIENCE**

1. List all positions held on the education corporation board (e.g., president, treasurer, parent representative).

- Director

2. Is the trustee an employee of any school operated by the Education Corporation?  
\_\_\_ **Yes** \_\_\_ **X** **No**

If **Yes**, for each school, please provide a description of the position(s) you hold, your responsibilities, your salary and your start date.

3. Is the trustee an employee or agent of the management company or institutional partner of the charter school(s) governed by the Education Corporation?

\_\_\_ **Yes** \_\_\_ **X** **No**

If **Yes**, for each school, please provide a description of the position(s) you hold, your responsibilities, your salary and your start date.

4. Identify each interest/transaction (and provide the requested information) that you or any of your immediate family members or any persons who live with you in your house have held or engaged in with the charter school(s) governed by the Education Corporation during the time you have served on the board, and in the six-month period prior to such service. If there has been no such financial interest or transaction, write **None**. Please note that if you answered **Yes** to Questions 2-4 above, you need not disclose again your employment status, salary, etc.

Date(s)	Nature of Financial Interest/Transaction	Steps taken to avoid a conflict of interest, (e.g., did not vote, did not participate in discussion)	Name of person holding interest or engaging in transaction and relationship to yourself

Please write "None" if applicable. Do not leave this space blank. None			
---	--	--	--

5. Identify each individual, business, corporation, union association, firm, partnership, committee proprietorship, franchise holding company, joint stock company, business or real estate trust, non-profit organization, or other organization or group of people doing business with the school(s) governed by the Education Corporation **and** in which such entity, during the time of your tenure as a trustee, you and/or your immediate family member(s) or person(s) living in your house had a financial interest or other relationship. If you are a member, director, officer or employee of an organization formally partnered with the school(s) that is/are doing business with the school(s) through a management or services agreement, please identify only the name of the organization, your position in the organization, and the relationship between such organization and the school(s). If there was no financial interest, write **None**.

Organization conducting business with the school(s)	Nature of business conducted	Approximate value of the business conducted	Name of Trustee and/or immediate family member of household holding an interest in the organization conducting business with the school(s) and the nature of the interest	Steps Taken to Avoid Conflict of Interest
Please write "None" if applicable. Do not leave this space blank.  None				


28 June 2018  
 \_\_\_\_\_  
 Signature Date

*Please note that this document is considered a public record and as such, may be made available to members of the public upon request under the Freedom of Information Law. Personal contact information provided below will be redacted.*

Business Telephone: N/A

Business Address: N/A

E-mail Address: \_\_\_\_\_

Home Telephone: \_\_\_\_\_

Home Address: \_\_\_\_\_

**Disclosure of Financial Interest by a Current or Proposed Charter School  
Education Corporation Trustee**

Trustee Name:

JINDRICH ZITEK

Name of Charter School Education Corporation (for an unmerged school,  
this is the Charter School Name):

**NEW VISIONS CHARTER HIGH SCHOOL FOR ADVANCED MATH AND  
SCIENCE**

1. List all positions held on the education corporation board (e.g., president, treasurer,  
parent representative). Member

2. Is the trustee an employee of any school operated by the Education Corporation?  
     Yes   X   No

If **Yes**, for each school, please provide a description of the position(s) you hold, your  
responsibilities, your salary and your start date.

3. Is the trustee an employee or agent of the management company or institutional  
partner of the charter school(s) governed by the Education Corporation?

     Yes   >   No

If **Yes**, for each school, please provide a description of the position(s) you hold, your  
responsibilities, your salary and your start date.

4. Identify each interest/transaction (and provide the requested information) that you or  
any of your immediate family members or any persons who live with you in your  
house have held or engaged in with the charter school(s) governed by the Education  
Corporation during the time you have served on the board, and in the six-month  
period prior to such service. If there has been no such financial interest or  
transaction, write **None**. Please note that if you answered **Yes** to Questions 2-4  
above, you need not disclose again your employment status, salary, etc.

Date(s)	Nature of Financial Interest/Transaction	Steps taken to avoid a conflict of interest, (e.g., did not vote, did not participate in discussion)	Name of person holding interest or engaging in transaction and relationship to yourself
None			

Please write "None" if applicable. Do not leave this space blank.			
---	--	--	--

5. Identify each individual, business, corporation, union association, firm, partnership, committee proprietorship, franchise holding company, joint stock company, business or real estate trust, non-profit organization, or other organization or group of people doing business with the school(s) governed by the Education Corporation and in which such entity, during the time of your tenure as a trustee, you and/or your immediate family member(s) or person(s) living in your house had a financial interest or other relationship. If you are a member, director, officer or employee of an organization formally partnered with the school(s) that is/are doing business with the school(s) through a management or services agreement, please identify only the name of the organization, your position in the organization, and the relationship between such organization and the school(s). If there was no financial interest, write None.

Organization conducting business with the school(s)	Nature of business conducted	Approximate value of the business conducted	Name of Trustee and/or immediate family member of household holding an interest in the organization conducting business with the school(s) and the nature of the interest	Steps Taken to Avoid Conflict of Interest
NONE Please write "None" if applicable. Do not leave this space blank.				

  
Signature

7/4/2018  
Date

Please note that this document is considered a public record and as such, may be made available to members of the public upon request under the Freedom of Information Law. Personal contact information provided below will be redacted.

Business Telephone: \_\_\_\_\_

Business Address: \_\_\_\_\_

E-mail Address: \_\_\_\_\_

Home Telephone: \_\_\_\_\_

Home Address: \_\_\_\_\_



# Entry 8 BOT Table

Created: 07/23/2018 • Last updated: 07/26/2018

## 1. Current Board Member Information (Enter info for each BOT member)

	Trustee Name and Email Address	Position on the Board	Committee Affiliations	Voting Member Per By-Laws (Y/N)	Number of Terms Served	Start Date of Current Term (MM/DD/YYYY)	End Date of Current Term (MM/DD/YYYY)	Board Meetings Attended During 2017-18
1	Peter Cantillo [REDACTED]	Trustee/Member	N/A	Yes	1	12/14/2015	12/31/2018	12
2	Nancy Grossman [REDACTED]	Chair	N/A	Yes	1	01/22/2016	12/31/2019	12
3	Deborah Jenkins [REDACTED]	Trustee/Member	N/A	Yes	1	04/04/2018	12/31/2021	5 or less
4	Fredrick Levy [REDACTED]	Trustee/Member	N/A	Yes	1	12/05/2016	12/31/2019	11
5	Carol "Lili" Lynton [REDACTED]	Trustee/Member	N/A	Yes	1	01/11/2016	12/31/2019	9
6	Stacy Martin [REDACTED]	Treasurer	N/A	Yes	1	05/18/2015	12/31/2018	10
	Michael							

7	Nathan [REDACTED]	Trustee/Member	N/A	Yes	1	04/24/2017	12/31/2020	11
8	Musa Ali Shama [REDACTED]	Secretary	N/A	Yes	1	04/04/2018	12/31/2021	5 or less
9	Selina Urbina [REDACTED]	Trustee/Member	N/A	Yes	1	02/22/2016	12/31/2019	9

**1a. Are there more than 9 members of the Board of Trustees?** Yes

**1b. Current Board Member Information**

	Trustee Name and Email Address	Position on the Board	Committee Affiliations	Voting Member Per By-Laws (Y/N)	Number of Terms Served	Start Date of Current Term (MM/DD/YYYY)	End Date of Current Term (MM/DD/YYYY)	Board Meetings Attended During 2017-18
10	Edna Vega [REDACTED]	Trustee/Member	N/A	Yes	1	01/11/2016	12/31/2019	10
11	Jindra Zitek [REDACTED]	Trustee/Member	N/A	Yes	1	01/11/2016	12/31/2019	11
12								
13								
14								
15								



<b>1c. Are there more that 15 members of the Board of Trustees?</b>	No
<b>2. Total number of members on June 30, 2018</b>	11
<b>3. Total number of members joining the Board during the 2017-18 school year</b>	2
<b>4. Total number of members departing the Board during the 2017-18 school year</b>	0
<b>5. Number of voting members in 2017-18, as set by the by-laws, resolution or minutes</b>	11
<b>6. Number of Board meetings conducted during the 2017-18 School Year</b>	12
<b>7. Number of Board meetings scheduled for the coming 2018-19 school year</b>	12

**Thank you.**



# Entry 10 Enrollment and Retention of Special Populations

Created: 06/25/2018 • Last updated: 07/23/2018

## Instructions for Reporting Enrollment and Retention Strategies

Describe the efforts the charter school has made in 2017-18 toward meeting targets to attract and retain enrollment of students with disabilities, English language learners, and students who are economically disadvantaged. In addition, describe the school's plans for meeting or making progress toward meeting its enrollment and retention targets in 2018-19.

## NEW VISIONS CHS FOR ADVANCED MATH AND SCIENCE (SUNY TRUSTEES)Section Heading

### Recruitment/Attraction Efforts Toward Meeting Targets

	Describe Recruitment Efforts in 2017-18	Describe Recruitment Plans in 2018-19)
Economically	<p>To meet recruitment targets for 2017-2018, AMS continued their extensive outreach to Community School District (CSD) 10 and the surrounding districts to inform families and community members about the school and the admissions process. AMS continued to use strategies that have been effective during past recruitment seasons, such as participating in the citywide and borough wide high school fairs hosted by the Department of Education in September, October, and March; middle school outreach; direct mailing campaigns to over 21,000 eighth graders residing in the Bronx; and hosting of open houses.</p> <p>AMS has built relationships and conducted outreach to middle schools and key community based locations in CSD 10 and surrounding districts. AMS recruitment staff dropped off promotional materials and applications to over 25 middle schools throughout CSD 10 and near by districts. Additionally, AMS participated in high school fairs hosted by MS 390, MS 254, Jonas Bronck Academy, The G&amp;T program at MS 118, PS/MS 37, MS 45 and the Women's Housing and Economic Development Corporation (WHEDco), which allowed face to</p>	<p>To meet recruitment targets in the following school year, AMS will continue to execute strategies outlined in our comprehensive student recruitment plan. These have been effective in obtaining a diverse applicant pool to ensure that targets are met. Some of these successful strategies include participation in the citywide and borough high school fairs, direct blind mailing campaigns to eighth grade students throughout the Bronx, and direct outreach to middle schools and key community locations. AMS continued has built relationships with feeder middle schools over the years and will continue to use those relationships with middle school staff and in the community to</p>

<p>Disadvantaged</p>	<p>face interaction with bilingual staff from AMS. Targeted and specific efforts were made to connect with strategic community locations, such as the various NYPL branches (Kingsbridge, Bronx Library Center, Francis Martin) and community centers (Mosholu Montefiore Community Center, Kingsbridge Heights Community Center, Davidson Community Center).</p> <p>All of these strategies allowed for a diverse pool of applicants that included students who are economically disadvantaged.</p> <p>Additionally, the school hosted information sessions and open houses to further inform families and the community about the school and the admissions process. All information sessions and open houses included the dissemination of recruitment materials, enrollment applications, a question and answer period, a school tour, and individual consultations with families who were interested. These were typically held at the school and were publicized widely through the dissemination of flyers and postcards to families, as well as the school's webpage (<a href="http://www.newvisions.org/AMS">http://www.newvisions.org/AMS</a>) which is available in dozens of languages via the Google Translate plug-in.</p>	<p>effectively recruit in 2018-2019.</p> <p>Additionally, AMS will continue to host open houses to further inform families and the community about the school and the admissions process. All open houses will include the dissemination of recruitment materials, enrollment applications, a question and answer period, a school tour, and individual consultation with families who are interested. They will be widely publicized through the dissemination of flyers and postcards to families as well as the school's webpage (<a href="http://www.newvisions.org/AMS">http://www.newvisions.org/AMS</a>) which is available in many languages through Google translate.</p>
	<p>AMS, in conjunction with the New Visions network, took additional steps to attract English Language Learners (ELLs). AMS benefits from New Visions extensive database of over 500 partner organizations that supports families throughout the Bronx and NYC, including organizations that provide social services to high-need families such as those in the foster care and shelter systems. We connected with them via mailings and emails to promote AMS's application and recruitment process.</p> <p>Additionally, New Visions promoted the network with a citywide bus advertisement campaign to drive families to the website, which is available in dozens of languages via the Google Translate plug-in.</p> <p>In order to reach out to families for whom English is not their primary language and students with IEPs, AMS continued to use the family-friendly and accessible brochure regarding support services in place for AMS students - Serving our Students: English Language Learners (ELLs) and students with</p>	<p>To ensure a large pool of ELL applicants, AMS will execute additional strategies, along with help from the network to reach as many families as possible. This includes working with middle schools with large ELL populations and outreach to key community stakeholders. Given the district preference, AMS does a lot of their outreach in district 10, which is a diverse area of Marble Hill and the Bronx. More importantly, we will continue to purchase access to the NYC Charter Center's Common Application to ensure that non-English speaking families have access to apply to our school in these additional</p>

English Language Learners	<p>Individualized Education Plans (IEP) or Section 504 plans. This brochure has been translated into Spanish, French, and Haitian Creole to facilitate accessibility for families. AMS found the brochure particularly useful during outreach events such as citywide and borough high school fairs as it promoted conversation between school staff and prospective families of high need students.</p> <p>Additionally, families had the option of using the NYC Charter Center’s Common Application to apply, which is a paid service to ensure that families who might not speak English or Spanish have access to our application. This common application is available in Spanish, French, Haitian-Creole, Russian, Urdu, Arabic, Bengali, Korean, Chinese, and English. The NYC Charter Center’s Common Application is accessible via the NYC DOE’s website and the NYC Charter Center Website <a href="http://www.nyccharterschools.org/">http://www.nyccharterschools.org/</a>. The applications were made available at the school and community outreach events and interested families were able to apply directly at the school or call the New Visions main network office to apply over the phone.</p>	<p>languages (English, Spanish, Arabic, Urdu, Russian, Korean, Haitian Creole, French and Chinese).</p> <p>As mentioned above, AMS has found open houses extremely effective, especially so for bilingual families because they have access to bilingual staff. AMS will continue to use the the brochure, Serving our Students: English Language Learners (ELLs) and students with Individualized Education Plans (IEP) or Section 504 plans as part of the their recruitment materials. This brochure has been translated into Spanish, French, and Haitian Creole to facilitate accessibility for families. Additionally, AMS will make sure staff is equipped to answer questions around support services for students in special populations.</p>
Students with Disabilities	<p>As noted above, all of the recruitment strategies executed by AMS allowed for diverse enough pool of applicants that included students with disabilities. As an additional effort, all of the school’s promotional materials intentionally state that we are open to students with disabilities to encourage families to apply. As described above, in order to reach out to families for with students with IEPs, New Visions, collaborating with AMS, developed family-friendly and accessible information regarding support services in place for AMS students. The brochure, Serving our Students: English Language Learners (ELLs) and students with Individualized Education Plans (IEP) or Section 504 plans is an example of this work. This brochure outlines the New Visions network guiding principles for supporting our students and supports we have in place, such as bilingual electives, integrated co-teaching model (ICT) and special education teacher support services (SETSS). This</p>	<p>As stated above, AMS will continue to utilize strategies executed previously, which has resulted in a diverse pool of applicants that includes students with disabilities. Additionally, whenever possible AMS special education staff will attend recruitment events and participate in open houses to speak with families directly. As an additional effort, all of the school’s promotional materials intentionally stated that we are open to students with disabilities to encourage families to apply. As described above, AMS will continue to use the brochure Serving our Students: English Language Learners (ELLs) and students with Individualized Education Plans (IEP) or Section 504 plans because it allows for an informed conversation with families.</p>

brochure has been translated into Spanish, French, and Haitian Creole to facilitate accessibility for families.

## Retention Efforts Toward Meeting Targets

	Describe Retention Efforts in 2017-18	Describe Retention Plans in 2018-19)
Economically Disadvantaged	<p>AMS employs multiple strategies and designs specific programmatic elements to ensure the success of targeted students. Part of our overall strategy is to ensure that all students, whether or not they have special needs, feel supported and thrive academically.</p> <p>During the 2017-18 school year, we implemented a more systematic approach to building relationships with students and staff and between students. Specifically we implemented a staff mentor system such that each staff member mentors 2-3 students that we identified as needing additional support. We leveraged our twice a month grade team time to keep our community accountable to this very important work as well as used it as a place to support one another. We also had a group of upperclass students push-into our 9th and 10th grade social studies classrooms. During these push-ins our upper-house students facilitated small group discussions around issues students were facing in and out of school. We believe these processes helped continue to retain students who might be economically disadvantaged. Lastly, we leveraged our relationship with our in school health clinic to support all of our different students needs (therapy, dentist, doctor visits, physicals, etc.).</p>	<p>AMS plans to continue to utilize the same strategies to retain economically disadvantaged students in the coming year. In addition we have developed both a girls group program and a boys group program that supports our tier 2 and 3 students with respect to attendance and/or behavior. We have developed a process to identify students, monitor progress, and assess the impact of these two programs. Each trimester we identify a group of 12 boys and 12 girls that meet the tier 2 and 3 criteria (tier 2 is 80-89% attendance and tier 3 is below 80% attendance). Over the course of the trimester these students engage in a variety of experiences that help them develop their self awareness and self confidence. We believe that the addition of these two programs will help our students develop the key social skills and have a peer group that allows them to feel included within our school community.</p>
	<p>As a commitment to retain ELL students we worked with families from the initial meeting at enrollment to ensure that families felt supported and comfortable and were aware of the services available to their students. At the time of enrollment, we distributed the Home Language Survey to gather information on the student, which then was used to determine if a student should take the NYSESLAT and receive ENL services. We ensured that all correspondence was translated in Spanish and if needed,</p>	

English  
Language  
Learners

someone on staff was available to translate. If our staff members did not speak the language of the family, we typically used the DOE translation service line.

In addition, AMS monitored students' English proficiency progress in day-to-day social and academic interactions using formal and informal assessments such as the WIDA Model or teacher created assessments. Beginner to low intermediate students received ESL instruction and AMS supports them by providing a standalone ESL/ENL course, as well as integrated ESL/ENL in their content courses. This means that ELLs had an ELL teacher co-teaching in one or more of their core content courses to support their understanding of the material. Furthermore, AMS educated high intermediate, advanced, and recently determined proficient ELLs by providing integrated ESL/ENL instruction in the content area classes in the courses most appropriate. AMS also offered Native Language Arts courses levels 1-3 for students whose native language is Spanish in order to develop the student's academic reading and writing skills in Spanish. This course was offered to both English Language Learners and the general population. Research has shown that efforts to develop literacy skills in students' native language will translate into aptitude with their second language literacy development. These services ensured that ELLs gained academic English language fluency as quickly as possible while developing the content knowledge and academic language required for success across the curriculum. While meeting the statutory requirements for educating ELLs, AMS provided its ELL students with equal access to the full and rich educational program provided to native English speakers.

Lastly, through results on the NYSESLAT, the school administration reviews students' academic progress and make adjustments to the supports for ELL students, which may include professional development in scaffolding content for ELLs.

We will continue to utilize retention strategies from the previous year and will continue to work with our staff to incorporate teaching strategies that support ELL students, which we know benefits all students. We plan to create more visual representations, give students time to process and think, allow students to collaborate, and allow students to share their understanding in a format that taps into one of their strengths. On top of these strategies, we will continue to improve our ability to be inclusive with all of our community: students, staff, families, etc. by working on ensuring our communication processes allows access for all of our families and students.

As a commitment to retaining students with disabilities we worked with families from the

initial meeting at enrollment to ensure that families felt supported and comfortable and were aware of the services available to their students. For students with disabilities, we made the appropriate introductions to staff that supported these areas and set up a time to review each student's IEP, as well as provide any assessments if necessary.

AMS had an assistant principal of special education and employed certified special education teachers to coordinate special education services and provide special education support services. The school provided special education teacher support services (SETSS) and integrated co-teaching (ICT) services. SETSS provides supplemental instruction to support the participation of a special education student in the general education classroom. These services are designed for the greatest flexibility so that students with IEPs can remain in the general education classroom and benefit from the combined expertise of both the general and special education teachers. In addition, there was one ICT section per grade level that was taught by the core content level teacher (ELA, math, social studies, science) working in conjunction with the grade level special education teacher. Additionally, to continue to support students with IEPs, AMS provided Wilson Literacy Intervention class.

Lastly, through formal quarterly progress reports, the special education teacher reviewed students' academic progress and made adjustments to the supports for general education teachers, including professional development in appropriately accommodating and modifying curriculum and pedagogy to meet the needs of students with disabilities.

At AMS we will continue our strategies from the previous year and we will build on it by increasing our focus on literacy across the content areas. Our special education team will continue to focus on how to best support all of our students in making sense of text, both simple and complex as this has been an area that many of our students, especially our SWD population have struggled with. This work will continue to cut across all four core content areas and we will continue to implement strategies that give access to all students. We plan to continue to offer a more focused reading intervention class for some of our students with disabilities, specifically using the well known Wilson intervention. Lastly, we will continue to leverage our mandated counselor in supporting our students who struggle with managing their impulses by building this program directly into their schedule 2-3 times a week. We believe that by continuing to use these more focused supports we as a school community will be able to support our students in a more thoughtful way and in return these students will feel more connected to our school community.

Student  
s with  
Disabilit  
ies



# Entry 11 Classroom Teacher and Administrator Attrition

Created: 07/23/2018 • Last updated: 07/24/2018

Report changes in teacher and administrator staffing.

## Instructions for completing the Classroom Teacher and Administrator Attrition Tables

Charter schools must complete the tables titled 2017-2018 Classroom Teacher and Administrator Attrition to report changes in teacher and administrator staffing during the 2017-2018 school year. Please provide the full time equivalent (FTE) of staff on June 30, 2017; the FTE for any departed staff from July 1, 2017 through June 30, 2018; the FTE for added staff from July 1, 2017 through June 30, 2018; and the FTE of staff added in newly created positions from July 1, 2017 through June 30, 2018 using the tables provided.

### 1. Classroom Teacher Attrition Table

	FTE Classroom Teachers on 6/30/17	FTE Classroom Teachers Departed 7/1/17 - 6/30/18	FTE Classroom Teachers Filling Vacant Positions 7/1/17 - 6/30/18	FTE Classroom Teachers Added in New Positions 7/1/17 - 6/30/18	FTE of Classroom Teachers on 6/30/18
	36	10	11	0	37

### 2. Administrator Position Attrition Table

	FTE Administrative Positions on 6/30/17	FTE Administrators Departed 7/1/17 - 6/30/18	FTE Administrators Filling Vacant Positions 7/1/17 - 6/30/18	FTE Administrators Added in New Positions 7/1/17 - 6/30/18	FTE Administrative Positions on 6/30/18
	4	1	0	1	4



3. Tell your school's story

Charter schools may provide additional information in this section of the Annual Report about their respective teacher and administrator attrition rates as some teacher or administrator departures do not reflect advancement or movement within the charter school networks. Schools may provide additional detail to reflect a teacher’s advancement up the ladder to a leadership position within the network or an administrator’s movement to lead a new network charter school.

AMS has a fairly consistent teaching staff attrition. Much of this attrition relates to our development of values as educators and how we develop teachers. Each year there is a sub-group of teachers in year-2 that we make decisions based on their overall fit for our school-community. Teachers also leave due to location or career changes. We leverage our coaching/mentoring structures to support ALL teachers and leverage our leadership pipeline to support our most effective teachers staying in the classroom. Specifically we have lead teacher, department chair, and project leader positions for staff who have developed/demonstrated their capacity to lead.

4. Charter schools must ensure that all prospective employees receive clearance through [the NYSED Office of School Personnel Review and Accountability](#) (OSPRA) prior to employment. After an employee has been cleared, schools are required to maintain proof of such clearance in the file of each employee. For the safety of all students, charter schools must take immediate steps to terminate the employment of individuals who have been denied clearance. Once the employees have been terminated, the school must terminate the request for clearance in the TEACH system.

Have all employees have been cleared through the NYSED TEACH system?

Yes

5. For perspective or current employees whose clearance has been denied, have you terminated their employment and removed them from the TEACH system?

	Yes
--	-----

Thank you

# New Visions Charter High Schools

## *2018-2019 School Calendar - Trimesters*

### **School Start Date**

Wednesday, September 5th

### **180 Days Required by NYSED (September-June instructional days, Regents days, and PD days total 183 days)**

September – June:

- 168 attendance days (167 instructional days)
- 11 Regents days (including rating days)
- 4 professional development days (September 4<sup>th</sup>, November 6<sup>th</sup>, January 28<sup>th</sup>, June 6<sup>th</sup>)
- Last day of school is June 26<sup>th</sup>

### **Trimester Instructional Days**

- Trimester 1: 55 instructional days
- Trimester 2: 56 instructional days
- Trimester 3: 56 instructional days (note that June 26<sup>th</sup> does not count toward instructional seat time)

### **PSAT / SAT & ACT Testing Dates**

PSAT: TBD

SAT: TBD

ACT: TBD

### **Additional Assessment Windows**

Fall Performance Series Reading: TBD

Spring Performance Series Reading: TBD

NYSESLAT: TBD

Purple numbers in right corner indicate instructional days: 183 total (168 attendance days from September to June + 11 Regents days + 4 PD days). Note: NYSED requires 180 days per year. For credit purposes NYSED indicates 108 hours for unit (two credits) for full year=54 hours (or 3,240 minutes) = 1 credit per semester. New Visions Charter High School students earn 1 credit (3,240 minutes) per trimester.

## July 2018

### New Visions Charter High Schools

Sun	Mon	Tue	Wed	Thu	Fri	Sat
1	2	3	4 Holiday	5	6	7
8	9	10	11	12	13	14
15	16	17	18	19	20	21
22	23	24	25	26	27	28
29	30	31				

*Revised 5/10/18*

Purple numbers in right corner indicate instructional days: 183 total (168 attendance days from September to June + 11 Regents days + 4 PD days). Note: NYSED requires 180 days per year. For credit purposes NYSED indicates 108 hours for unit (two credits) for full year=54 hours (or 3,240 minutes) = 1 credit per semester. New Visions Charter High School students earn 1 credit (3,240 minutes) per trimester.

## August 2018

### New Visions Charter High Schools

Sun	Mon	Tue	Wed	Thu	Fri	Sat
			1	2	3	4
5	6 New Teacher Report Date: ALL SCHOOLS  New School Staff Onboarding	7 New School Staff Onboarding	8 New School Staff Onboarding	9	10	11
12	13	14	15	16 August Regents Exams  Returning Teacher Report Date: ALL SCHOOLS	17 August Regents Exams	18
19	20	21	22	23	24	25
26	27	28	29	30	31	1

*Revised 5/10/18*

Purple numbers in right corner indicate instructional days: 183 total (168 attendance days from September to June + 11 Regents days + 4 PD days). Note: NYSED requires 180 days per year. For credit purposes NYSED indicates 108 hours for unit (two credits) for full year=54 hours (or 3,240 minutes) = 1 credit per semester. New Visions Charter High School students earn 1 credit (3,240 minutes) per trimester.

# September 2018

## New Visions Charter High Schools

Sun	Mon	Tue	Wed	Thu	Fri	Sat
2	3 Labor Day – No School	4 No School for Students Professional Development Day	5 First Day of School	6	7	8
9	10 Rosh Hashanah – No School	11 Rosh Hashanah – No School	12	13	14	15
16	17	18	19 Yom Kippur – No School	20	21	22
23	24	25	26	27	28	29
30						

*Revised 5/10/18*

Purple numbers in right corner indicate instructional days: 183 total (168 attendance days from September to June + 11 Regents days + 4 PD days). Note: NYSED requires 180 days per year. For credit purposes NYSED indicates 108 hours for unit (two credits) for full year=54 hours (or 3,240 minutes) = 1 credit per semester. New Visions Charter High School students earn 1 credit (3,240 minutes) per trimester.

# October 2018

## New Visions Charter High Schools

Sun	Mon	Tue	Wed	Thu	Fri	Sat
	1	2	3 BEDS Day	4	5	6
	16	17	18	19	20	
7	8 Columbus Day – No School	9	10	11	12	13
	21	22	23	24		
14	15	16	17 Progress Reports (T1)	18	19	20
	25	26	27	28	29	
21	22	23	24	25	26	27
	30	31	32	33	34	
28	29	30	31			
	35	36	37			

*Revised 5/10/18*

Purple numbers in right corner indicate instructional days: 183 total (168 attendance days from September to June + 11 Regents days + 4 PD days). Note: NYSED requires 180 days per year. For credit purposes NYSED indicates 108 hours for unit (two credits) for full year=54 hours (or 3,240 minutes) = 1 credit per semester. New Visions Charter High School students earn 1 credit (3,240 minutes) per trimester.

# November 2018

## New Visions Charter High Schools

Sun	Mon	Tue	Wed	Thu	Fri	Sat
				1	2	3
				38	39	
4	5	6 Election Day – No School for Students Professional Development Day 40	7 41	8 42	9 43	10
11	12 Veteran's Day – No School	13 44	14 45	15 46	16 47	17
18	19 48	20 49	21 50	22 Thanksgiving – No School	23 Thanksgiving – No School	24
25	26 51	27 52	28 53	29 54	30 End of Trimester #1 55	1

*Revised 5/10/18*

Purple numbers in right corner indicate instructional days: 183 total (168 attendance days from September to June + 11 Regents days + 4 PD days). Note: NYSED requires 180 days per year. For credit purposes NYSED indicates 108 hours for unit (two credits) for full year=54 hours (or 3,240 minutes) = 1 credit per semester. New Visions Charter High School students earn 1 credit (3,240 minutes) per trimester.

# December 2018

## New Visions Charter High Schools

Sun	Mon	Tue	Wed	Thu	Fri	Sat
2	3 Beginning of Trimester #2	4	5	6	7	8
	1	2	3	4	5	
9	10	11	12	13	14	15
	6	7	8	9	10	
16	17	18	19	20	21 Report Cards (T1)	22
	11	12	13	14	15	
23	24 Winter Break No School	25 Winter Break No School	26 Winter Break No School	27 Winter Break No School	28 Winter Break No School	29
30	31 Winter Break No School					

*Revised 5/10/18*

Purple numbers in right corner indicate instructional days: 183 total (168 attendance days from September to June + 11 Regents days + 4 PD days). Note: NYSED requires 180 days per year. For credit purposes NYSED indicates 108 hours for unit (two credits) for full year=54 hours (or 3,240 minutes) = 1 credit per semester. New Visions Charter High School students earn 1 credit (3,240 minutes) per trimester.



# January 2019

## New Visions Charter High Schools

Sun	Mon	Tue	Wed	Thu	Fri	Sat
		1 Winter Break No School	2	3	4	5
			16	17	18	
6	7	8	9	10	11	12
	19	20	21	22	23	
13	14	15	16 Progress Reports (T2)	17	18	19
	24	25	26	27	28	
20	21 Martin Luther King Jr. Day – No School	22 Regents - TBD	23 Regents - TBD	24 Regents - TBD	25 Regents Rating Day	26
27	28 No School for Students Regents Scoring (if needed) Professional Development Day	29	30	31		
		29	30	31		

*Revised 5/10/18*

Purple numbers in right corner indicate instructional days: 183 total (168 attendance days from September to June + 11 Regents days + 4 PD days). Note: NYSED requires 180 days per year. For credit purposes NYSED indicates 108 hours for unit (two credits) for full year=54 hours (or 3,240 minutes) = 1 credit per semester. New Visions Charter High School students earn 1 credit (3,240 minutes) per trimester.

# February 2019

## New Visions Charter High Schools

Sun	Mon	Tue	Wed	Thu	Fri	Sat
					1	2
					32	
3	4	5 Lunar New Year – No School	6	7	8	9
	33		34	35	36	
10	11	12	13	14	15	16
	37	38	39	40	41	
17	18 President's Day – No School	19 Mid-Winter Break – No School	20 Mid-Winter Break – No School	21 Mid-Winter Break – No School	22 Mid-Winter Break – No School	23
24	25	26	27	28		
	42	43	44	45		

*Revised 5/10/18*

Purple numbers in right corner indicate instructional days: 183 total (168 attendance days from September to June + 11 Regents days + 4 PD days). Note: NYSED requires 180 days per year. For credit purposes NYSED indicates 108 hours for unit (two credits) for full year=54 hours (or 3,240 minutes) = 1 credit per semester. New Visions Charter High School students earn 1 credit (3,240 minutes) per trimester.

# March 2019

## New Visions Charter High Schools

Sun	Mon	Tue	Wed	Thu	Fri	Sat
					1	2
					46	
3	4	5	6	7	8	9
	47	48	49	50	51	
10	11	12	13	14	15	16
	52	53	54	55	56	
17	18	19	20	21	22	23
	Beginning of Trimester #3					
	1	2	3	4	5	
24	25	26	27	28	29	30
			Report Cards (T2)			
	6	7	8	9	10	

*Revised 5/10/18*

Purple numbers in right corner indicate instructional days: 183 total (168 attendance days from September to June + 11 Regents days + 4 PD days). Note: NYSED requires 180 days per year. For credit purposes NYSED indicates 108 hours for unit (two credits) for full year=54 hours (or 3,240 minutes) = 1 credit per semester. New Visions Charter High School students earn 1 credit (3,240 minutes) per trimester.

# April 2019

## New Visions Charter High Schools

Sun	Mon	Tue	Wed	Thu	Fri	Sat
31	1	2	3	4	5	6
	11	12	13	14	15	
7	8	9	10	11	12	13
	16	17	18	19	20	
14	15	16	17 Progress Reports (T3)	18	19 Spring Break – No School	20
	21	22	23	24		
21	22 Spring Break – No School	23 Spring Break – No School	24 Spring Break – No School	25 Spring Break – No School	26 Spring Break – No School	27
28	29	30				
	25	26				

*Revised 5/10/18*

Purple numbers in right corner indicate instructional days: 183 total (168 attendance days from September to June + 11 Regents days + 4 PD days). Note: NYSED requires 180 days per year. For credit purposes NYSED indicates 108 hours for unit (two credits) for full year=54 hours (or 3,240 minutes) = 1 credit per semester. New Visions Charter High School students earn 1 credit (3,240 minutes) per trimester.

# May 2019

## New Visions Charter High Schools

Sun	Mon	Tue	Wed	Thu	Fri	Sat
			1	2	3	4
			27	28	29	
5	6	7	8	9	10	11
	30	31	32	33	34	
12	13	14	15	16	17	18
	35	36	37	38	39	
19	20	21	22	23	24	25
	40	41	42	43	44	
26	27	28	29	30	31	1
	Memorial Day – No School	45	46	47	48	

*Revised 5/10/18*

Purple numbers in right corner indicate instructional days: 183 total (168 attendance days from September to June + 11 Regents days + 4 PD days). Note: NYSED requires 180 days per year. For credit purposes NYSED indicates 108 hours for unit (two credits) for full year=54 hours (or 3,240 minutes) = 1 credit per semester. New Visions Charter High School students earn 1 credit (3,240 minutes) per trimester.

# June 2019

## New Visions Charter High Schools

Sun	Mon	Tue	Wed	Thu	Fri	Sat
2	3 Regents - TBD	4 Eid al-Fitr – No School	5	6 No School for Students Professional Development Day 49	7 50	8
9	10 51	11 52	12 53	13 54	14 55	15
16	17 56	18 Regents - TBD	19 Regents - TBD	20 Regents - TBD	21 Regents - TBD	22
23	24 Regents - TBD	25 Regents - TBD	26 Regents Rating Day Last Day of School for Students Report Cards (T3) 57	27	28 Last Day of School for Teachers	29
30						

Revised 5/10/18

Purple numbers in right corner indicate instructional days: 183 total (168 attendance days from September to June + 11 Regents days + 4 PD days). Note: NYSED requires 180 days per year. For credit purposes NYSED indicates 108 hours for unit (two credits) for full year=54 hours (or 3,240 minutes) = 1 credit per semester. New Visions Charter High School students earn 1 credit (3,240 minutes) per trimester.