



Entry 1 School Information

Last updated: 07/16/2017

Please be advised that you will need to complete this cover page (including signatures) before all of the other tasks assigned to you by your authorizer are visible on your task page. While completing this task, please ensure that you select the correct authorizer **(as of June 30, 2017)** or you may not be assigned the correct tasks.

a. SCHOOL NAME AND BEDS# NEW WORLD PREPARATORY CS (SUNY Trustees)

(Select name from the drop down menu)

b. CHARTER AUTHORIZER SUNY-Authorized Charter School

(For technical reasons, please re-select authorizer name from the drop down menu).

c. DISTRICT / CSD OF LOCATION NYC CSD 31

d1. SCHOOL INFORMATION

	PRIMARY ADDRESS	PHONE NUMBER	FAX NUMBER	EMAIL ADDRESS
	26 Sharpe Avenue Staten Island, New York 10302			

d2. PHONE CONTACT NUMBER FOR AFTER HOURS EMERGENCIES

Contact Name	Eugene Foley
Title	President
Emergency Phone Number (###-###-####)	

e. SCHOOL WEB ADDRESS (URL) www.newworldprep.org

f. DATE OF INITIAL CHARTER 10/2009

g. DATE FIRST OPENED FOR INSTRUCTION 09/2010

i. TOTAL ENROLLMENT ON JUNE 30, 2017 382

j. GRADES SERVED IN SCHOOL YEAR 2016-17

Check all that apply

Grades Served	6, 7, 8
---------------	---------

k1. DOES THE SCHOOL CONTRACT WITH A CHARTER OR EDUCATIONAL MANAGEMENT ORGANIZATION? No

11. FACILITIES

Does the school maintain or operate multiple sites?

	No, just one site.
--	--------------------

12. SCHOOL SITES

Please list the sites where the school will operate for the upcoming school year.

	Physical Address	Phone Number	District/CSD	Grades Served at Site	School at Full Capacity at Site	Facilities Agreement
Site 1 (same as primary site)	26 Sharpe Avenue Staten Island, New York 10302		CSD 31	6-8	Yes	Rent/Lease
Site 2						
Site 3						

I2a. Please provide the contact information for Site 1.

	Name	Work Phone	Alternate Phone	Email Address
School Leader	Amanda Alnley			
Operational Leader	Yasmin Peralta			
Compliance Contact	Eugene Foley			
Complaint Contact	Eugene Foley			

m1. Is the school or are the school sites co-located? No

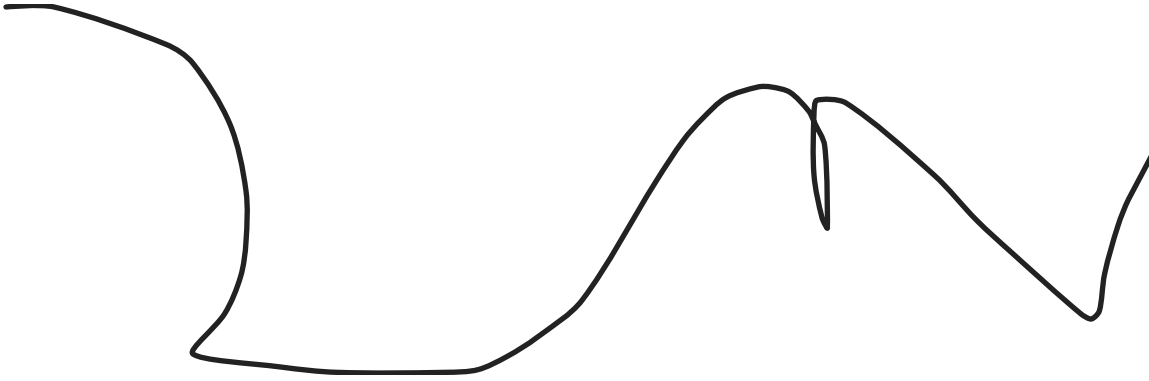
n1. Were there any revisions to the school’s charter during the 2016-17 school year? (Please include approved or pending material and non-material charter revisions). No

o. Name and Position of Individual(s) Who Completed the 2016-17 Annual Report. Eugene Foley, President


p. Our signatures below attest that all of the information contained herein is truthful and accurate and that this charter school is in compliance with all aspects of its charter, and with all pertinent Federal, State, and local laws, regulations, and rules. We understand that if any information in any part of this report is found to have been deliberately misrepresented, that will constitute grounds for the revocation of our charter. Check **YES if you agree and then use the mouse on your PC or the stylist on your mobile device to sign your name).**

Yes

Signature, Head of Charter School

A handwritten signature in black ink, featuring a large, sweeping loop on the left side, followed by a series of smaller, connected loops and a final upward stroke on the right.

Signature, President of the Board of Trustees

A handwritten signature in black ink, starting with a long, horizontal, slightly wavy line, followed by a sharp downward curve, a small loop, and then a series of connected, slightly undulating lines that end with a small upward stroke.

Date

2017/07/16

Thank you.



Entry 2 NYS School Report Card Link

Last updated: 07/16/2017

1. NEW YORK STATE REPORT CARD

<https://data.nysed.gov/profile.php?instid=800000067673>

**Provide a direct URL or web link
to the most recent New York
State School Report Card for the
charter school (See
<https://reportcards.nysed.gov/>).**

(Charter schools completing year one
will not yet have a School Report Card or
link to one. Please type "URL is not
available" in the space provided).



Entry 4 Expenditures per Child

Last updated: 07/21/2017

Financial Information

This information is required of ALL charter schools. Provide the following measures of fiscal performance of the charter school in Appendix B (Total Expenditures and Administrative Expenditures Per Child):

1. Total Expenditures Per Child

To calculate '**Total Expenditures per Child**' take total expenditures (from the unaudited 2016-17 Schedule of Functional Expenses) and divide by the year end FTE student enrollment. (Integers Only. No dollar signs or commas).

Note: The information on the Schedule of Functional Expenses on pages 41-43 of the Audit Guide can help schools locate the amounts to use in the two per pupil calculations: <http://www.p12.nysed.gov/psc/AuditGuide.html>

Line 1: Total Expenditures	6276546
Line 2: Year End FTE student enrollment	384
Line 3: Divide Line 1 by Line 2	16335

2. Administrative Expenditures per Child

To calculate **'Administrative Expenditures per Child'** To calculate "Administrative Expenditures per Child" first *add* together the following:

1. Take the relevant portion from the 'personnel services cost' row and the 'management and general' column (from the unaudited 2016-17 Schedule of Functional Expenses)
2. Any contracted administrative/management fee paid to other organizations or corporations
3. Take the total from above and divide it by the year-end FTE enrollment. The relevant portion that must be included in this calculation is defined as follows:

Administrative Expenditures: Administration and management of the charter school includes the activities and personnel of the offices of the chief school officer, the finance or business offices, school operations personnel, data management and reporting, human resources, technology, etc. It also includes those administrative and management services provided by other organizations or corporations on behalf of the charter school for which the charter school pays a fee or other compensation. Do not include the FTE of personnel whose role is to directly support the instructional program.

Notes:
The information on the Schedule of Functional Expenses on pages 41-43 of the Audit Guide can help schools locate the amounts to use in the two per pupil calculations:
<http://www.p12.nysed.gov/psc/AuditGuide.html>.
Employee benefit costs or expenditures should not be reported in the above calculations.

Line 1: Relevant Personnel Services Cost (Row)	362824
Line 2: Management and General Cost (Column)	260389
Line 3: Sum of Line 1 and Line 2	623213
Line 5: Divide Line 3 by the Year End FTE student enrollment	1622

Thank you.



Charter Schools Institute
The State University of New York

GENERAL INSTRUCTIONS FOR ANNUAL BUDGET/QUARTERLY REPORT

TEMPLATE TABS

1- GRAY tab contains the Instructions




Instructions	Provides description of tabs and input requirements.
Funding by District	Charter School Tuition Rates

2- BLUE tabs require input of information

1.) Name of School	>Select school name from list. >Enter contact information.
2.) Enrollment	Enter enrollment information for Annual Budget (& Revisions) and Quarterly Actuals. Includes: >Enrollment by Grade >Enrollment by District
3.) Staffing Plan	Enter staffing plan information for Annual Budget (& Revisions) and Quarterly Actuals. Includes: >Full Time Equivalent (FTE), by Position Category, By Quarter
4.) Yearly Budget	Enter Yearly Budget information. Includes: >"Pior Year" column may be completed based upon preliminary data, and adjusted with Annual Audited data when the Quarter 2 Actuals are being submitted. (Note: Quarterly Revenue allocation may be set) >Budgeted Enrollment data and Per Pupil Revenue for the current year are populated based upon input on tab "2.) Enrollment." >Budgeted FTE for current year is populated based upon input on tab "3.) Staffing Plan." >All other sources of revenue >All expenses >Budget Revisions, as necessary and <i>approved</i> by the school's Board of Directors, should be submitted when submitting Quarterly Actuals
5.) Balance Sheet	Enter Balance Sheet information for EdCorps. Separate schools merged into a primary EdCorp should NOT use this tab. >"Pior Year" column may be completed based upon preliminary data, and adjusted with Annual Audited data when the Quarter 2 Actuals are being submitted.

6.) Quarterly Report	Enter Actual Quarterly Report information . Includes: >Actual Enrollment data and Per Pupil Revenue for the current year are populated based upon input on tab "2.) Enrollment." >Actual FTE for current year is populated based upon input on tab "3.) Staffing Plan." >All other sources of revenue >All expenses
7.) Annual Report Requirement	Complete when submitting Actual Quarter 4.

CELL COLORS & GUIDANCE COMMENTS

-  = Enter information into the light BLUE shaded cells.
-  = Cells labeled in ORANGE contain guidance regarding the input of information.
-  = Cells containing RED triangles in the upper right corner contain "guidance comments" on that particular line item. Please "mouse-over" the triangle to reveal each comment.

Ver. 20170606

Charter Funding Alphabetical By NYS School District
*** (Sum of Charter School Basic Tuition and Supplemental Basic Tuition)**



ANNUAL BUDGET & QUARTERLY REPORT TEMPLATE

New World Preparatory Charter School

SCHOOL

Name:	New World Preparatory Charter School
-------	--------------------------------------

CONTACT INFORMATION

Contact Name:	Eugene Foley
Contact Title:	President
Contact Email:	
Contact Phone:	

REPORT PERIOD

Current Academic Year:	2017-18
Prior Academic Year:	2016-17

NEW WORLD PREPARATORY CHARTER SCHOOL
2017-18

ENROLLMENT BY GRADES

GRADES	K	1	2	3	4	5	6
INITIAL BUDGETED ENROLLMENT							127.4
TOTAL ENROLLMENT = 382.2							

ENROLLMENT BY DISTRICT

[illegible]

[illegible][illegible]This image shows a single sheet of white paper with horizontal ruling lines. The lines are evenly spaced and run across the width of the page. There are no margins, text, or other markings on the paper.

[illegible]

WORLD PREPARATORY CHARTE
2017-18

NEW WORLD PREPARATORY CHARTER SCHOOL
2017-18

PLAN - FULL TIME EQUIVALENT

STAFFING PLAN - FULL TIME EQUIVALENT ("FTE")

***NOTE:** Enter the number of FTE positions in the "blue" cells.

***NOTE:** Enter the number of FTE positions in the "blue" cells.

***NOTE:** If there are NO budget revisions at the time of quarterly submittal leave the 'REVISED' Column(s) COMPLETELY BLANK.

***NOTE:**

ADMINISTRATIVE PERSONNEL FTE	ADMINISTRATIVE PERSONNEL FTE
Executive Management	Executive Management
Instructional Management	Instructional Management
Deans, Directors & Coordinators	Deans, Directors & Coordinators
CFO / Director of Finance	CFO / Director of Finance
Operation / Business Manager	Operation / Business Manager
Administrative Staff	Administrative Staff
TOTAL ADMINISTRATIVE STAFF	TOTAL ADMINISTRATIVE STAFF

PRIOR YEAR
2016-17
ACTUAL
0.0

ANNUAL BUDGETED FTE							
Q1		Q2		Q3		Q4	
Original	Revised	Original	Revised	Original	Revised	Original	Revised
1.0		1.0		1.0		1.0	
2.0		2.0		2.0		2.0	
2.0		2.0		2.0		2.0	
1.0		1.0		1.0		1.0	
1.0		1.0		1.0		1.0	
2.0		2.0		2.0		2.0	
9.0	0.0	9.0	0.0	9.0	0.0	9.0	0.0

INSTRUCTIONAL PERSONNEL FTE	INSTRUCTIONAL PERSONNEL FTE
Teachers - Regular	Teachers - Regular
Teachers - SPED	Teachers - SPED
Substitute Teachers	Substitute Teachers
Teaching Assistants	Teaching Assistants
Specialty Teachers	Specialty Teachers
Aides	Aides
Therapists & Counselors	Therapists & Counselors
Other	Other
TOTAL INSTRUCTIONAL	TOTAL INSTRUCTIONAL

PRIOR YEAR
2016-17
ACTUAL
0.0

ANNUAL BUDGETED FTE							
Q1		Q2		Q3		Q4	
Original	Revised	Original	Revised	Original	Revised	Original	Revised
40.0		40.0		40.0		40.0	
3.0		3.0		3.0		3.0	
4.0		4.0		4.0		4.0	
5.0		5.0		5.0		5.0	
52.0	0.0	52.0	0.0	52.0	0.0	52.0	0.0

NON-INSTRUCTIONAL PERSONNEL FTE	NON-INSTRUCTIONAL PERSONNEL FTE
Nurse	Nurse
Librarian	Librarian
Custodian	Custodian
Security	Security
Other	Other
TOTAL NON-INSTRUCTIONAL	TOTAL NON-INSTRUCTIONAL

PRIOR YEAR
2016-17
ACTUAL
0.0

ANNUAL BUDGETED FTE							
Q1		Q2		Q3		Q4	
Original	Revised	Original	Revised	Original	Revised	Original	Revised
3.0		3.0		3.0		3.0	
1.0		1.0		1.0		1.0	
3.0		3.0		3.0		3.0	
7.0	0.0	7.0	0.0	7.0	0.0	7.0	0.0

TOTAL PERSONNEL SERVICE FTE	TOTAL PERSONNEL SERVICE FTE
-----------------------------	-----------------------------

0.0

68.0	0.0	68.0	0.0	68.0	0.0	68.0	0.0
------	-----	------	-----	------	-----	------	-----

**WORLD PREPARATORY CHARTE
2017-18**

PLAN - FULL TIME EQUIVALENT

***NOTE:** Enter the number of FTE positions in the "blue" cells.

Id be input.

***NOTE:** State the assumptions that are being made for personnel FTE levels.

ADMINISTRATIVE PERSONNEL FTE		
	Q4	Description of Assumptions
	Actual	
Executive Management		
Instructional Management		
Deans, Directors & Coordinators		
CFO / Director of Finance		
Operation / Business Manager		
Administrative Staff		
TOTAL ADMINISTRATIVE STAFF	0.0	

INSTRUCTIONAL PERSONNEL FTE		
	Q4	Description of Assumptions
	Actual	
Teachers - Regular		
Teachers - SPED		
Substitute Teachers		
Teaching Assistants		
Specialty Teachers		
Aides		
Therapists & Counselors		
Other		
TOTAL INSTRUCTIONAL	0.0	

NON-INSTRUCTIONAL PERSONNEL FTE		
	Q4	Description of Assumptions
	Actual	
Nurse		
Librarian		
Custodian		
Security		
Other		
TOTAL NON-INSTRUCTIONAL	0.0	

TOTAL PERSONNEL SERVICE FTE		
	0.0	

		NEW WORLD PREPARATORY CHARTER SCHOOL Budget / Operating Plan 2017-18							
Total Revenue		-	1,952,627	-	-	1,952,627	-	-	1,952,627
Total Expenses		-	1,334,207	-	-	1,903,845	-	-	2,119,089
Net Income		-	618,420	-	-	48,782	-	-	(166,461)
Actual Student Enrollment		-	382	-	-	382	-	-	382
		Prior Year Actual 2016-17 Revenue Per Pupil	1st Quarter - 7/1 - 9/30			2nd Quarter - 10/1 - 12/31			3rd Quarter - 1/1 - 3/31
			Original Budget	Revised Budget	Variance	Original Budget	Revised Budget	Variance	Original Budget
REVENUE		Allocate Per Pupil Revenue by Quarter	*NOTE: If there are NO budget revisions at the time of quarterly submittal leave If budget revisions ARE made, the entire "REVISED" budget columns for the affected quarter(s) will be revised.						
REVENUES FROM STATE SOURCES		2017-18 Per Pupil Rate	PPR %/Qtr->	25.0%	25.0%	25.0%	25.0%	25.0%	25.0%
Per Pupil Revenue									
NYC CHANCELLOR'S OFFICE		14,527		1,388,055	-	-	1,388,055	-	-
-		-		-	-	-	-	-	-
-		-		-	-	-	-	-	-
-		-		-	-	-	-	-	-
-		-		-	-	-	-	-	-
-		-		-	-	-	-	-	-
-		-		-	-	-	-	-	-
-		-		-	-	-	-	-	-
-		-		-	-	-	-	-	-
-		-		-	-	-	-	-	-
-		-		-	-	-	-	-	-
-		-		-	-	-	-	-	-
-		-		-	-	-	-	-	-
-		-		-	-	-	-	-	-
-		-		-	-	-	-	-	-
-		-		-	-	-	-	-	-
ALL OTHER School Districts: (Weighted Avg)		-		-	-	-	-	-	-
TOTAL Per Pupil Revenue (Weighted Average Per Pupil Funding)		14,527	-	1,388,055	-	-	1,388,055	-	-
Special Education Revenue				432,065	-	-	432,065	-	-
Grants									
Stimulus					-			-	
DYCD (Department of Youth and Community Development)					-			-	
Other				7,556	-		7,556	-	7,556
NYC DoE Rental Assistance									
Other				28,665	-		28,665	-	28,665
TOTAL REVENUE FROM STATE SOURCES			-	1,856,340	-	-	1,856,340	-	-
REVENUE FROM FEDERAL FUNDING									
IDEA Special Needs				18,973	-		18,973	-	18,973
Title I				38,591	-		38,591	-	38,591
Title Funding - Other				1,420	-		1,420	-	1,420
School Food Service (Free Lunch)				28,928	-		28,928	-	28,928
Grants									

NEW WORLD PREPARATORY CHARTER SCHOOL Budget / Operating Plan 2017-18								
Total Revenue	-	1,952,627	-	-	1,952,627	-	-	1,952,627
Total Expenses	-	1,334,207	-	-	1,903,845	-	-	2,119,089
Net Income	-	618,420	-	-	48,782	-	-	(166,461)
Actual Student Enrollment	-	382	-	-	382	-	-	382
	Prior Year Actual 2016-17 Revenue Per Pupil	1st Quarter - 7/1 - 9/30			2nd Quarter - 10/1 - 12/31			3rd Quarter - 1/1 - 3/31
		Original Budget	Revised Budget	Variance	Original Budget	Revised Budget	Variance	Original Budget
Charter School Program (CSP) Planning & Implementation				-			-	
Other				-			-	
Other				-			-	
TOTAL REVENUE FROM FEDERAL SOURCES	-	87,912	-	-	87,912	-	-	87,912
LOCAL and OTHER REVENUE								
Contributions and Donations		1,250		-	1,250		-	1,250
Fundraising				-			-	
Erate Reimbursement		3,750		-	3,750		-	3,750
Earnings on Investments				-			-	
Interest Income		125		-	125		-	125
Food Service (Income from meals)				-			-	
Text Book				-			-	
OTHER		3,250		-	3,250		-	3,250
TOTAL REVENUE FROM LOCAL and OTHER SOURCES	-	8,375	-	-	8,375	-	-	8,375
TOTAL REVENUE	-	<u>1,952,627</u>	-	-	<u>1,952,627</u>	-	-	<u>1,952,627</u>

		NEW WORLD PREPARATORY CHARTER SCHOOL Budget / Operating Plan 2017-18							
Total Revenue		-	1,952,627	-	-	1,952,627	-	-	1,952,627
Total Expenses		-	1,334,207	-	-	1,903,845	-	-	2,119,089
Net Income		-	618,420	-	-	48,782	-	-	(166,461)
Actual Student Enrollment		-	382	-	-	382	-	-	382
		Prior Year Actual 2016-17 Revenue Per Pupil	1st Quarter - 7/1 - 9/30			2nd Quarter - 10/1 - 12/31			3rd Quarter - 10/1 - 12/31
			Original Budget	Revised Budget	Variance	Original Budget	Revised Budget	Variance	Original Budget
EXPENSES									
ADMINISTRATIVE STAFF PERSONNEL COSTS	Avg. No. of Positions								
Executive Management	1.00		48,557		-	41,620		-	48,557
Instructional Management	2.00		68,175		-	58,436		-	68,175
Deans, Directors & Coordinators	2.00		49,065		-	42,055		-	49,065
CFO / Director of Finance	1.00		25,706		-	22,034		-	25,706
Operation / Business Manager	1.00		18,566		-	15,914		-	18,566
Administrative Staff	2.00		29,754		-	26,104		-	29,754
TOTAL ADMINISTRATIVE STAFF	9.00	-	239,823	-	-	206,163	-	-	239,823
INSTRUCTIONAL PERSONNEL COSTS									
Teachers - Regular	40.00		282,104		-	564,209		-	658,243
Teachers - SPED	-				-			-	
Substitute Teachers	-		1,731		-	3,462		-	4,038
Teaching Assistants	3.00		11,986		-	23,971		-	27,967
Specialty Teachers	-				-			-	
Aides	4.00		35,761		-	30,653		-	35,761
Therapists & Counselors	5.00		36,916		-	73,833		-	86,138
Other	-		29,481		-	58,962		-	68,788
TOTAL INSTRUCTIONAL	52.00	-	397,979	-	-	755,088	-	-	880,937
NON-INSTRUCTIONAL PERSONNEL COSTS									
Nurse	-				-			-	
Librarian	-				-			-	
Custodian	3.00		44,567		-	38,201		-	44,567
Security	1.00		14,615		-	12,527		-	14,615
Other	3.00		34,319		-	29,416		-	34,319
TOTAL NON-INSTRUCTIONAL	7.00	-	93,501	-	-	80,144	-	-	93,501
SUBTOTAL PERSONNEL SERVICE COSTS		-	731,303	-	-	1,041,395	-	-	1,214,261
PAYROLL TAXES AND BENEFITS									
Payroll Taxes			65,817		-	93,726		-	109,283
Fringe / Employee Benefits			97,560		-	138,928		-	161,989

		NEW WORLD PREPARATORY CHARTER SCHOOL Budget / Operating Plan 2017-18							
Total Revenue		-	1,952,627	-	-	1,952,627	-	-	1,952,627
Total Expenses		-	1,334,207	-	-	1,903,845	-	-	2,119,089
Net Income		-	618,420	-	-	48,782	-	-	(166,461)
Actual Student Enrollment		-	382	-	-	382	-	-	382
		Prior Year Actual 2016-17 Revenue Per Pupil	1st Quarter - 7/1 - 9/30			2nd Quarter - 10/1 - 12/31			3rd Quarter - 1/1 - 3/31
			Original Budget	Revised Budget	Variance	Original Budget	Revised Budget	Variance	Original Budget
Retirement / Pension			15,902		-	22,645		-	26,404
TOTAL PAYROLL TAXES AND BENEFITS		-	179,279	-	-	255,298	-	-	297,677
TOTAL PERSONNEL SERVICE COSTS	68.00	-	910,583	-	-	1,296,693	-	-	1,511,937
CONTRACTED SERVICES									
Accounting / Audit			-		-	-		-	-
Legal			500		-	500		-	500
Management Company Fee			99,460		-	99,460		-	99,460
Nurse Services					-			-	
Food Service / School Lunch			11,241		-	33,724		-	33,724
Payroll Services					-			-	
Special Ed Services					-			-	
Titlement Services (i.e. Title I)					-			-	
Other Purchased / Professional / Consulting			6,250		-	7,250		-	7,250
TOTAL CONTRACTED SERVICES		-	117,451	-	-	140,933	-	-	140,933

NEW WORLD PREPARATORY CHARTER SCHOOL								
Budget / Operating Plan								
2017-18								
Total Revenue	-	1,952,627	-	-	1,952,627	-	-	1,952,627
Total Expenses	-	1,334,207	-	-	1,903,845	-	-	2,119,089
Net Income	-	618,420	-	-	48,782	-	-	(166,461)
Actual Student Enrollment	-	382	-	-	382	-	-	382
	Prior Year Actual	1st Quarter - 7/1 - 9/30			2nd Quarter - 10/1 - 12/31			3rd Quarter
	2016-17 Revenue Per Pupil	Original Budget	Revised Budget	Variance	Original Budget	Revised Budget	Variance	Original Budget
SCHOOL OPERATIONS								
Board Expenses		10,000		-	10,000		-	10,000
Classroom / Teaching Supplies & Materials		4,000		-	12,000		-	12,000
Special Ed Supplies & Materials		3,022		-	9,067		-	9,067
Textbooks / Workbooks		4,000		-	12,000		-	12,000
Supplies & Materials other				-			-	
Equipment / Furniture		1,000		-	1,000		-	1,000
Telephone		3,000		-	3,000		-	3,000
Technology		8,000		-	8,000		-	8,000
Student Testing & Assessment		8,100		-	24,300		-	24,300
Field Trips		1,500		-	4,500		-	4,500
Transportation (student)		200		-	600		-	600
Student Services - other		20,600		-	61,800		-	61,800
Office Expense		26,250		-	26,250		-	26,250
Staff Development		37,100		-	111,300		-	111,300
Staff Recruitment		3,500		-	3,500		-	3,500
Student Recruitment / Marketing		4,500		-	4,500		-	4,500
School Meals / Lunch		500		-	1,500		-	1,500
Travel (Staff)		1,000		-	3,000		-	3,000
Fundraising				-			-	
Other		4,250		-	4,250		-	4,250
TOTAL SCHOOL OPERATIONS	-	140,522	-	-	300,567	-	-	300,567
FACILITY OPERATION & MAINTENANCE								
Insurance		9,500		-	9,500		-	9,500
Janitorial		45,000		-	45,000		-	45,000
Building and Land Rent / Lease / Facility Finance Interest		29,402		-	29,402		-	29,402
Repairs & Maintenance		6,250		-	6,250		-	6,250
Equipment / Furniture		2,500		-	2,500		-	2,500
Security				-			-	
Utilities		17,500		-	17,500		-	17,500
TOTAL FACILITY OPERATION & MAINTENANCE	-	110,152	-	-	110,152	-	-	110,152
DEPRECIATION & AMORTIZATION		55,500		-	55,500		-	55,500
RESERVES / CONTINGENCY				-			-	

	NEW WORLD PREPARATORY CHARTER SCHOOL Budget / Operating Plan 2017-18							
Total Revenue	-	1,952,627	-	-	1,952,627	-	-	1,952,627
Total Expenses	-	1,334,207	-	-	1,903,845	-	-	2,119,089
Net Income	-	618,420	-	-	48,782	-	-	(166,461)
Actual Student Enrollment	-	382	-	-	382	-	-	382
	Prior Year Actual 2016-17 Revenue Per Pupil	1st Quarter - 7/1 - 9/30			2nd Quarter - 10/1 - 12/31			3rd C
		Original Budget	Revised Budget	Variance	Original Budget	Revised Budget	Variance	Original Budget
TOTAL EXPENSES	-	<u>1,334,207</u>	-	-	<u>1,903,845</u>	-	-	<u>2,119,089</u>
NET INCOME	-	<u>618,420</u>	-	-	<u>48,782</u>	-	-	<u>(166,461)</u>

	NEW WORLD PREPARATORY CHARTER SCHOOL Budget / Operating Plan 2017-18							
Total Revenue	-	1,952,627	-	-	1,952,627	-	-	1,952,627
Total Expenses	-	1,334,207	-	-	1,903,845	-	-	2,119,089
Net Income	-	618,420	-	-	48,782	-	-	(166,461)
Actual Student Enrollment	-	382	-	-	382	-	-	382
	Prior Year Actual 2016-17 Revenue Per Pupil	1st Quarter - 7/1 - 9/30			2nd Quarter - 10/1 - 12/31			3rd Quarter - 1/1 - 3/31
		Original Budget	Revised Budget	Variance	Original Budget	Revised Budget	Variance	Original Budget
ENROLLMENT - *School Districts Are Linked To Above Entries*								
Number of Districts:	-	1	-	-	1	-	-	1
NYC CHANCELLOR'S OFFICE	-	382	-	-	382	-	-	382
-	-	-	-	-	-	-	-	-
-	-	-	-	-	-	-	-	-
-	-	-	-	-	-	-	-	-
-	-	-	-	-	-	-	-	-
-	-	-	-	-	-	-	-	-
-	-	-	-	-	-	-	-	-
-	-	-	-	-	-	-	-	-
-	-	-	-	-	-	-	-	-
-	-	-	-	-	-	-	-	-
-	-	-	-	-	-	-	-	-
-	-	-	-	-	-	-	-	-
-	-	-	-	-	-	-	-	-
-	-	-	-	-	-	-	-	-
ALL OTHER School Districts: (Weighted Avg)	-	-	-	-	-	-	-	-
TOTAL ENROLLMENT	-	382	-	-	382	-	-	382
REVENUE PER PUPIL	-	5,109	-	-	5,109	-	-	5,109
EXPENSES PER PUPIL	-	3,491	-	-	4,981	-	-	5,544

Total Revenue	-	-	1,952,627	-	-
Total Expenses	-	-	2,521,199	-	-
Net Income	-	-	(568,572)	-	-
Actual Student Enrollment	-	-	382	-	-
	Quarter - 1/1 - 3/31		4th Quarter - 4/1 - 6/30		
	Revised Budget	Variance	Original Budget	Revised Budget	Variance
Charter School Program (CSP) Planning & Implementation		-			-
Other		-			-
Other		-			-
TOTAL REVENUE FROM FEDERAL SOURCES	-	-	87,912	-	-
LOCAL and OTHER REVENUE					
Contributions and Donations		-	1,250		-
Fundraising		-			-
Erate Reimbursement		-	3,750		-
Earnings on Investments		-			-
Interest Income		-	125		-
Food Service (Income from meals)		-			-
Text Book		-			-
OTHER		-	3,250		-
TOTAL REVENUE FROM LOCAL and OTHER SOURCES	-	-	8,375	-	-
TOTAL REVENUE	-	-	1,952,627	-	-

Total Revenue			-	-	1,952,627
Total Expenses			-	-	2,521,199
Net Income			-	-	(568,572)
Actual Student Enrollment			-	-	382
			Quarter - 1/1 - 3/31		4th Quarter - 4/1 - 6/30
			Revised Budget	Variance	Original Budget
					Revised Budget
					Variance
EXPENSES					
ADMINISTRATIVE STAFF PERSONNEL COSTS		Avg. No. of Positions			
Executive Management	1.00			-	41,620
Instructional Management	2.00			-	58,436
Deans, Directors & Coordinators	2.00			-	42,055
CFO / Director of Finance	1.00			-	22,034
Operation / Business Manager	1.00			-	15,914
Administrative Staff	2.00			-	26,104
TOTAL ADMINISTRATIVE STAFF	9.00		-	-	206,163
INSTRUCTIONAL PERSONNEL COSTS					
Teachers - Regular	40.00			-	940,348
Teachers - SPED	-			-	
Substitute Teachers	-			-	5,769
Teaching Assistants	3.00			-	39,952
Specialty Teachers	-			-	
Aides	4.00			-	30,653
Therapists & Counselors	5.00			-	123,055
Other	-			-	98,269
TOTAL INSTRUCTIONAL	52.00		-	-	1,238,046
NON-INSTRUCTIONAL PERSONNEL COSTS					
Nurse	-			-	
Librarian	-			-	
Custodian	3.00			-	38,201
Security	1.00			-	12,527
Other	3.00			-	29,416
TOTAL NON-INSTRUCTIONAL	7.00		-	-	80,144
SUBTOTAL PERSONNEL SERVICE COSTS		68.00	-	-	1,524,352
PAYROLL TAXES AND BENEFITS					
Payroll Taxes				-	137,192
Fringe / Employee Benefits				-	203,357

Total Revenue		-	-	1,952,627	- -
Total Expenses		-	-	2,521,199	- -
Net Income		-	-	(568,572)	- -
Actual Student Enrollment		-	-	382	- -
		Quarter - 1/1 - 3/31		4th Quarter - 4/1 - 6/30	
		Revised Budget	Variance	Original Budget	Revised Budget Variance
Retirement / Pension			-	33,147	-
TOTAL PAYROLL TAXES AND BENEFITS		-	-	373,696	- -
TOTAL PERSONNEL SERVICE COSTS		-	-	1,898,048	- -
CONTRACTED SERVICES					
Accounting / Audit			-	16,000	-
Legal			-	500	-
Management Company Fee			-	99,460	-
Nurse Services			-		-
Food Service / School Lunch			-	33,724	-
Payroll Services			-		-
Special Ed Services			-		-
Titlement Services (i.e. Title I)			-		-
Other Purchased / Professional / Consulting			-	7,250	-
TOTAL CONTRACTED SERVICES		-	-	156,933	- -

Total Revenue	-	-	1,952,627	-	-
Total Expenses	-	-	2,521,199	-	-
Net Income	-	-	(568,572)	-	-
Actual Student Enrollment	-	-	382	-	-
	Quarter - 1/1 - 3/31		4th Quarter - 4/1 - 6/30		
	Revised Budget	Variance	Original Budget	Revised Budget	Variance
SCHOOL OPERATIONS					
Board Expenses		-	10,000		-
Classroom / Teaching Supplies & Materials		-	12,000		-
Special Ed Supplies & Materials		-	9,067		-
Textbooks / Workbooks		-	12,000		-
Supplies & Materials other		-			-
Equipment / Furniture		-	1,000		-
Telephone		-	3,000		-
Technology		-	8,000		-
Student Testing & Assessment		-	24,300		-
Field Trips		-	4,500		-
Transportation (student)		-	600		-
Student Services - other		-	61,800		-
Office Expense		-	26,250		-
Staff Development		-	111,300		-
Staff Recruitment		-	3,500		-
Student Recruitment / Marketing		-	4,500		-
School Meals / Lunch		-	1,500		-
Travel (Staff)		-	3,000		-
Fundraising		-			-
Other		-	4,250		-
TOTAL SCHOOL OPERATIONS	-	-	300,567	-	-
FACILITY OPERATION & MAINTENANCE					
Insurance		-	9,500		-
Janitorial		-	45,000		-
Building and Land Rent / Lease / Facility Finance Interest		-	29,402		-
Repairs & Maintenance		-	6,250		-
Equipment / Furniture		-	2,500		-
Security		-			-
Utilities		-	17,500		-
TOTAL FACILITY OPERATION & MAINTENANCE	-	-	110,152	-	-
DEPRECIATION & AMORTIZATION		-	55,500		-
RESERVES / CONTINGENCY		-			-

Total Revenue	-	-	1,952,627	-	-
Total Expenses	-	-	2,521,199	-	-
Net Income	-	-	(568,572)	-	-
Actual Student Enrollment	-	-	382	-	-
	Quarter - 1/1 - 3/31		4th Quarter - 4/1 - 6/30		
	Revised Budget	Variance	Original Budget	Revised Budget	Variance
TOTAL EXPENSES	-	-	2,521,199	-	-
NET INCOME	-	-	(568,572)	-	-

Total Revenue	-	-	1,952,627	-	-
Total Expenses	-	-	2,521,199	-	-
Net Income	Quarter - 1/1 - 3/31	-	(568,572)	-	-
Actual Student Enrollment	-	-	382	-	-
	Quarter - 1/1 - 3/31		4th Quarter - 4/1 - 6/30		
	Revised Budget	Variance	Original Budget	Revised Budget	Variance
ENROLLMENT - *School Districts Are Linked To Above Entries*					
Number of Districts:	-	-	1	-	-
NYC CHANCELLOR'S OFFICE	-	-	382	-	-
-	-	-	-	-	-
-	-	-	-	-	-
-	-	-	-	-	-
-	-	-	-	-	-
-	-	-	-	-	-
-	-	-	-	-	-
-	-	-	-	-	-
-	-	-	-	-	-
-	-	-	-	-	-
-	-	-	-	-	-
-	-	-	-	-	-
-	-	-	-	-	-
-	-	-	-	-	-
-	-	-	-	-	-
ALL OTHER School Districts: (Weighted Avg)	-	-	-	-	-
TOTAL ENROLLMENT	-	-	382	-	-
REVENUE PER PUPIL	-	-	5,109	-	-
EXPENSES PER PUPIL	-	-	6,597	-	-

		NEW WORLD PREPARATORY CHARTER SCHOOL					DESCRIPTION OF ASSUMPTIONS
		Budget / Operating Plan					
		2017-18					
Total Revenue		7,810,508	7,810,508	-	7,810,508	7,810,508	
Total Expenses		7,878,340	7,878,340	-	(7,878,340)	(7,878,340)	
Net Income		(67,832)	(67,832)	-	(67,832)	(67,832)	
Actual Student Enrollment							
		Total Year			VARIANCE		
		Original Budget	Revised Budget	Variance	Original Budget vs. PY Budget	Revised Budget vs. PY Budget	
REVENUE							
REVENUES FROM STATE SOURCES							
Per Pupil Revenue	2017-18 Per Pupil Rate						
NYC CHANCELLOR'S OFFICE	14,527	5,552,219	5,552,219	-	5,552,219	5,552,219	
-	-	-	-	-	-	-	
-	-	-	-	-	-	-	
-	-	-	-	-	-	-	
-	-	-	-	-	-	-	
-	-	-	-	-	-	-	
-	-	-	-	-	-	-	
-	-	-	-	-	-	-	
-	-	-	-	-	-	-	
-	-	-	-	-	-	-	
-	-	-	-	-	-	-	
-	-	-	-	-	-	-	
-	-	-	-	-	-	-	
-	-	-	-	-	-	-	
-	-	-	-	-	-	-	
ALL OTHER School Districts: (Weighted Avg)	-	-	-	-	-	-	
TOTAL Per Pupil Revenue (Weighted Average Per Pupil Funding)	14,527	5,552,219	5,552,219	-	5,552,219	5,552,219	
Special Education Revenue		1,728,258	1,728,258	-	1,728,258	1,728,258	
Grants							
Stimulus		-	-	-	-	-	
DYCD (Department of Youth and Community Development)		-	-	-	-	-	
Other		30,223	30,223	-	30,223	30,223	
NYC DoE Rental Assistance		-	-	-	-	-	
Other		114,660	114,660	-	114,660	114,660	
TOTAL REVENUE FROM STATE SOURCES		7,425,360	7,425,360	-	7,425,360	7,425,360	
REVENUE FROM FEDERAL FUNDING							
IDEA Special Needs		75,893	75,893	-	75,893	75,893	
Title I		154,364	154,364	-	154,364	154,364	
Title Funding - Other		5,680	5,680	-	5,680	5,680	
School Food Service (Free Lunch)		115,711	115,711	-	115,711	115,711	
Grants							

NEW WORLD PREPARATORY CHARTER SCHOOL					
Budget / Operating Plan					
2017-18					
Total Revenue	7,810,508	7,810,508	-	7,810,508	7,810,508
Total Expenses	7,878,340	7,878,340	-	(7,878,340)	(7,878,340)
Net Income	(67,832)	(67,832)	-	(67,832)	(67,832)
Actual Student Enrollment					
	Total Year			VARIANCE	
	Original Budget	Revised Budget	Variance	Original Budget vs. PY Budget	Revised Budget vs. PY Budget
Charter School Program (CSP) Planning & Implementation	-	-	-	-	-
Other	-	-	-	-	-
Other	-	-	-	-	-
TOTAL REVENUE FROM FEDERAL SOURCES	351,648	351,648	-	351,648	351,648
LOCAL and OTHER REVENUE					
Contributions and Donations	5,000	5,000	-	5,000	5,000
Fundraising	-	-	-	-	-
Erate Reimbursement	15,000	15,000	-	15,000	15,000
Earnings on Investments	-	-	-	-	-
Interest Income	500	500	-	500	500
Food Service (Income from meals)	-	-	-	-	-
Text Book	-	-	-	-	-
OTHER	<u>13,000</u>	<u>13,000</u>	-	<u>13,000</u>	<u>13,000</u>
TOTAL REVENUE FROM LOCAL and OTHER SOURCES	<u>33,500</u>	<u>33,500</u>	-	<u>33,500</u>	<u>33,500</u>
TOTAL REVENUE	<u>7,810,508</u>	<u>7,810,508</u>	-	<u>7,810,508</u>	<u>7,810,508</u>

DESCRIPTION OF ASSUMPTIONS

NEW WORLD PREPARATORY CHARTER SCHOOL
Budget / Operating Plan
2017-18

Total Revenue	7,810,508	7,810,508	-	7,810,508	7,810,508
Total Expenses	7,878,340	7,878,340	-	(7,878,340)	(7,878,340)
Net Income	(67,832)	(67,832)	-	(67,832)	(67,832)
Actual Student Enrollment					

Total Year			VARIANCE	
Original Budget	Revised Budget	Variance	Original Budget vs. PY Budget	Revised Budget vs. PY Budget

DESCRIPTION OF ASSUMPTIONS

EXPENSES

ADMINISTRATIVE STAFF PERSONNEL COSTS

Avg. No.
of Positions

Executive Management	1.00	180,353	180,353	-	(180,353)	(180,353)
Instructional Management	2.00	253,222	253,222	-	(253,222)	(253,222)
Deans, Directors & Coordinators	2.00	182,240	182,240	-	(182,240)	(182,240)
CFO / Director of Finance	1.00	95,481	95,481	-	(95,481)	(95,481)
Operation / Business Manager	1.00	68,959	68,959	-	(68,959)	(68,959)
Administrative Staff	2.00	111,716	111,716	-	(111,716)	(111,716)
TOTAL ADMINISTRATIVE STAFF	9.00	891,971	891,971	-	(891,971)	(891,971)

INSTRUCTIONAL PERSONNEL COSTS

Teachers - Regular	40.00	2,444,904	2,444,904	-	(2,444,904)	(2,444,904)
Teachers - SPED	-	-	-	-	-	-
Substitute Teachers	-	15,000	15,000	-	(15,000)	(15,000)
Teaching Assistants	3.00	103,876	103,876	-	(103,876)	(103,876)
Specialty Teachers	-	-	-	-	-	-
Aides	4.00	132,828	132,828	-	(132,828)	(132,828)
Therapists & Counselors	5.00	319,942	319,942	-	(319,942)	(319,942)
Other	-	255,500	255,500	-	(255,500)	(255,500)
TOTAL INSTRUCTIONAL	52.00	3,272,050	3,272,050	-	(3,272,050)	(3,272,050)

NON-INSTRUCTIONAL PERSONNEL COSTS

Nurse	-	-	-	-	-	-
Librarian	-	-	-	-	-	-
Custodian	3.00	165,536	165,536	-	(165,536)	(165,536)
Security	1.00	54,284	54,284	-	(54,284)	(54,284)
Other	3.00	127,470	127,470	-	(127,470)	(127,470)
TOTAL NON-INSTRUCTIONAL	7.00	347,290	347,290	-	(347,290)	(347,290)

SUBTOTAL PERSONNEL SERVICE COSTS

	68.00	4,511,311	4,511,311	-	(4,511,311)	(4,511,311)
PAYROLL TAXES AND BENEFITS						
Payroll Taxes		406,018	406,018	-	(406,018)	(406,018)
Fringe / Employee Benefits		601,834	601,834	-	(601,834)	(601,834)

NEW WORLD PREPARATORY CHARTER SCHOOL
Budget / Operating Plan

2017-18

Total Revenue	7,810,508	7,810,508	-	7,810,508	7,810,508
Total Expenses	7,878,340	7,878,340	-	(7,878,340)	(7,878,340)
Net Income	(67,832)	(67,832)	-	(67,832)	(67,832)
Actual Student Enrollment					
	Total Year			VARIANCE	
	Original Budget	Revised Budget	Variance	Original Budget vs. PY Budget	Revised Budget vs. PY Budget
Retirement / Pension	98,098	98,098	-	(98,098)	(98,098)
TOTAL PAYROLL TAXES AND BENEFITS	1,105,950	1,105,950	-	(1,105,950)	(1,105,950)
TOTAL PERSONNEL SERVICE COSTS	5,617,261	5,617,261	-	(5,617,261)	(5,617,261)
CONTRACTED SERVICES					
Accounting / Audit	16,000	16,000	-	(16,000)	(16,000)
Legal	2,000	2,000	-	(2,000)	(2,000)
Management Company Fee	397,838	397,838	-	(397,838)	(397,838)
Nurse Services	-	-	-	-	-
Food Service / School Lunch	112,412	112,412	-	(112,412)	(112,412)
Payroll Services	-	-	-	-	-
Special Ed Services	-	-	-	-	-
Titlement Services (i.e. Title I)	-	-	-	-	-
Other Purchased / Professional / Consulting	28,000	28,000	-	(28,000)	(28,000)
TOTAL CONTRACTED SERVICES	556,250	556,250	-	(556,250)	(556,250)

DESCRIPTION OF ASSUMPTIONS

NEW WORLD PREPARATORY CHARTER SCHOOL
Budget / Operating Plan

2017-18

Total Revenue	7,810,508	7,810,508	-	7,810,508	7,810,508
Total Expenses	7,878,340	7,878,340	-	(7,878,340)	(7,878,340)
Net Income	(67,832)	(67,832)	-	(67,832)	(67,832)
Actual Student Enrollment					

	Total Year			VARIANCE	
	Original Budget	Revised Budget	Variance	Original Budget vs. PY Budget	Revised Budget vs. PY Budget

DESCRIPTION OF ASSUMPTIONS

SCHOOL OPERATIONS

Board Expenses	40,000	40,000	-	(40,000)	(40,000)
Classroom / Teaching Supplies & Materials	40,000	40,000	-	(40,000)	(40,000)
Special Ed Supplies & Materials	30,223	30,223	-	(30,223)	(30,223)
Textbooks / Workbooks	40,000	40,000	-	(40,000)	(40,000)
Supplies & Materials other	-	-	-	-	-
Equipment / Furniture	4,000	4,000	-	(4,000)	(4,000)
Telephone	12,000	12,000	-	(12,000)	(12,000)
Technology	32,000	32,000	-	(32,000)	(32,000)
Student Testing & Assessment	81,000	81,000	-	(81,000)	(81,000)
Field Trips	15,000	15,000	-	(15,000)	(15,000)
Transportation (student)	2,000	2,000	-	(2,000)	(2,000)
Student Services - other	206,000	206,000	-	(206,000)	(206,000)
Office Expense	105,000	105,000	-	(105,000)	(105,000)
Staff Development	371,000	371,000	-	(371,000)	(371,000)
Staff Recruitment	14,000	14,000	-	(14,000)	(14,000)
Student Recruitment / Marketing	18,000	18,000	-	(18,000)	(18,000)
School Meals / Lunch	5,000	5,000	-	(5,000)	(5,000)
Travel (Staff)	10,000	10,000	-	(10,000)	(10,000)
Fundraising	-	-	-	-	-
Other	17,000	17,000	-	(17,000)	(17,000)
TOTAL SCHOOL OPERATIONS	1,042,223	1,042,223	-	(1,042,223)	(1,042,223)

FACILITY OPERATION & MAINTENANCE

Insurance	38,000	38,000	-	(38,000)	(38,000)
Janitorial	180,000	180,000	-	(180,000)	(180,000)
Building and Land Rent / Lease / Facility Finance Interest	117,606	117,606	-	(117,606)	(117,606)
Repairs & Maintenance	25,000	25,000	-	(25,000)	(25,000)
Equipment / Furniture	10,000	10,000	-	(10,000)	(10,000)
Security	-	-	-	-	-
Utilities	70,000	70,000	-	(70,000)	(70,000)
TOTAL FACILITY OPERATION & MAINTENANCE	440,606	440,606	-	(440,606)	(440,606)

DEPRECIATION & AMORTIZATION

RESERVES / CONTINGENCY	222,000	222,000	-	(222,000)	(222,000)
-------------------------------	----------------	----------------	----------	------------------	------------------

NEW WORLD PREPARATORY CHARTER SCHOOL
Budget / Operating Plan
2017-18

Total Revenue	7,810,508	7,810,508	-	7,810,508	7,810,508
Total Expenses	7,878,340	7,878,340	-	(7,878,340)	(7,878,340)
Net Income	(67,832)	(67,832)	-	(67,832)	(67,832)
Actual Student Enrollment					
	Total Year			VARIANCE	
	Original Budget	Revised Budget	Variance	Original Budget vs. PY Budget	Revised Budget vs. PY Budget
TOTAL EXPENSES	7,878,340	7,878,340	-	(7,878,340)	(7,878,340)
NET INCOME	(67,832)	(67,832)	-	(67,832)	(67,832)

DESCRIPTION OF ASSUMPTIONS

		NEW WORLD PREPARATORY CHARTER SCHOOL					DESCRIPTION OF ASSUMPTIONS
		Budget / Operating Plan					
		2017-18					
Total Revenue		7,810,508	7,810,508	-	7,810,508	7,810,508	
Total Expenses		7,878,340	7,878,340	-	(7,878,340)	(7,878,340)	
Net Income		(67,832)	(67,832)	-	(67,832)	(67,832)	
Actual Student Enrollment							
		Total Year			VARIANCE		
		Original Budget	Revised Budget	Variance	Original Budget vs. PY Budget	Revised Budget vs. PY Budget	
ENROLLMENT - *School Districts Are Linked To Above Entries*							
Number of Districts:							
NYC CHANCELLOR'S OFFICE							
-							
-							
-							
-							
-							
-							
-							
-							
-							
-							
-							
-							
ALL OTHER School Districts: (Weighted Avg)							
TOTAL ENROLLMENT							
REVENUE PER PUPIL							
EXPENSES PER PUPIL							

**NEW WORLD PREPARATORY CHARTER SCHOOL
BALANCE SHEET
2017-18**

	<u>Prior Year</u>	Q1	Q2	Q3	Q4
	<u>2016-17</u>	<u>As of 9/30</u>	<u>As of 12/31</u>	<u>As of 3/31</u>	<u>As of 6/30</u>
<u>ASSETS</u>					
<u>CURRENT ASSETS</u>					
Cash and cash equivalents	-	-	-	-	-
Grants and contracts receivable	-	-	-	-	-
Accounts receivables	-	-	-	-	-
Prepaid Expenses	-	-	-	-	-
Contributions and other receivables	-	-	-	-	-
TOTAL CURRENT ASSETS	-	-	-	-	-
<u>PROPERTY, BUILDING AND EQUIPMENT, net</u>	-	-	-	-	-
<u>OTHER ASSETS</u>	-	-	-	-	-
TOTAL ASSETS	-	-	-	-	-
<u>LIABILITIES AND NET ASSETS</u>					
<u>CURRENT LIABILITIES</u>					
Accounts payable and accrued expenses	-	-	-	-	-
Accrued payroll and benefits	-	-	-	-	-
Deferred Revenue	-	-	-	-	-
Current maturities of long-term debt	-	-	-	-	-
Short Term Debt - Bonds, Notes Payable	-	-	-	-	-
Other	-	-	-	-	-
TOTAL CURRENT LIABILITIES	-	-	-	-	-
<u>LONG-TERM DEBT and NOTES PAYABLE, net current maturities</u>	-	-	-	-	-
TOTAL LIABILITIES	-	-	-	-	-
<u>NET ASSETS</u>					
Unrestricted	-	-	-	-	-
Temporarily restricted	-	-	-	-	-
TOTAL NET ASSETS	-	-	-	-	-
TOTAL LIABILITIES AND NET ASSETS	-	-	-	-	-

NEW WORLD PREPARATORY CHAF

Budget / Operating Plan

2017-18

Total Revenue	-	1,952,627	-	-	1,952,627	-	-
Total Expenses	-	1,334,207	-	-	1,903,845	-	-
Net Income	-	618,420	-	-	48,782	-	-
Actual Student Enrollment	-	382	-	-	382	-	-

*NOTE: Enrollment, Revenue and Expenditure Data IN the 'Total and Variance Analysis' Section is Based on LAST ACTUAL Quarter Completed	1st Quarter - 7/1 - 9/30			2nd Quarter - 10/1 - 12/31			3rd Quarter
	Actual	Current Budget	Variance	Actual	Current Budget	Variance	Actual

REVENUE

REVENUES FROM STATE SOURCES

Per Pupil Revenue

CY Per Pupil Rate

NYC CHANCELLOR'S OFFICE

14,527

-

-

-

-

-

-

-

-

-

-

-

-

-

-

-

-

-

-

-

-

-

-

-

-

-

-

-

-

-

-

-

-

-

-

-

ALL OTHER School Districts: (Count = 0)

TOTAL Per Pupil Revenue (Weighted Average Per Pupil Funding) 14,527

Special Education Revenue

Grants

Stimulus

DYCD (Department of Youth and Community Development)

Other

NYC DoE Rental Assistance

Other

TOTAL REVENUE FROM STATE SOURCES

REVENUE FROM FEDERAL FUNDING

IDEA Special Needs

Title I

Title Funding - Other

School Food Service (Free Lunch)

Grants

Charter School Program (CSP) Planning & Implementation

Other

2017-18

Total Revenue	-	1,952,627	-	-	1,952,627	-	-
Total Expenses	-	1,334,207	-	-	1,903,845	-	-
Net Income	-	618,420	-	-	48,782	-	-
Actual Student Enrollment	-	382	-	-	382	-	-
*NOTE: Enrollment, Revenue and Expenditure Data IN the 'Total and Variance Analysis' Section is Based on LAST ACTUAL Quarter Completed	1st Quarter - 7/1 - 9/30			2nd Quarter - 10/1 - 12/31			3rd Quarter
	Actual	Current Budget	Variance	Actual	Current Budget	Variance	Actual
Other		-	-		-	-	
TOTAL REVENUE FROM FEDERAL SOURCES	-	87,912	-	-	87,912	-	-
LOCAL and OTHER REVENUE							
Contributions and Donations		1,250	-		1,250	-	
Fundraising		-	-		-	-	
Erate Reimbursement		3,750	-		3,750	-	
Earnings on Investments		-	-		-	-	
Interest Income		125	-		125	-	
Food Service (Income from meals)		-	-		-	-	
Text Book		-	-		-	-	
OTHER		3,250	-		3,250	-	
TOTAL REVENUE FROM LOCAL and OTHER SOURCES	-	8,375	-	-	8,375	-	-
TOTAL REVENUE	-	1,952,627	-	-	1,952,627	-	-

NEW WORLD PREPARATORY CHAF

Budget / Operating Plan

2017-18

Total Revenue	-	1,952,627	-	-	1,952,627	-	-
Total Expenses	-	1,334,207	-	-	1,903,845	-	-
Net Income	-	618,420	-	-	48,782	-	-
Actual Student Enrollment	-	382	-	-	382	-	-

*NOTE: Enrollment, Revenue and Expenditure Data IN the 'Total and Variance Analysis' Section is Based on LAST ACTUAL Quarter Completed	1st Quarter - 7/1 - 9/30			2nd Quarter - 10/1 - 12/31			3rd Quarter
	Actual	Current Budget	Variance	Actual	Current Budget	Variance	Actual

EXPENSES

ADMINISTRATIVE STAFF PERSONNEL COSTS

	Quarter 0 No. of Positions						
Executive Management	-		48,557	-		41,620	-
Instructional Management	-		68,175	-		58,436	-
Deans, Directors & Coordinators	-		49,065	-		42,055	-
CFO / Director of Finance	-		25,706	-		22,034	-
Operation / Business Manager	-		18,566	-		15,914	-
Administrative Staff	-		29,754	-		26,104	-
TOTAL ADMINISTRATIVE STAFF	-	-	239,823	-	-	206,163	-

INSTRUCTIONAL PERSONNEL COSTS

Teachers - Regular	-		282,104	-		564,209	-
Teachers - SPED	-		-	-		-	-
Substitute Teachers	-		1,731	-		3,462	-
Teaching Assistants	-		11,986	-		23,971	-
Specialty Teachers	-		-	-		-	-
Aides	-		35,761	-		30,653	-
Therapists & Counselors	-		36,916	-		73,833	-
Other	-		29,481	-		58,962	-
TOTAL INSTRUCTIONAL	-	-	397,979	-	-	755,088	-

NON-INSTRUCTIONAL PERSONNEL COSTS

Nurse	-		-	-		-	-
Librarian	-		-	-		-	-
Custodian	-		44,567	-		38,201	-
Security	-		14,615	-		12,527	-
Other	-		34,319	-		29,416	-
TOTAL NON-INSTRUCTIONAL	-	-	93,501	-	-	80,144	-

SUBTOTAL PERSONNEL SERVICE COSTS

	-	-	731,303	-	-	1,041,395	-
--	---	---	---------	---	---	-----------	---

PAYROLL TAXES AND BENEFITS

Payroll Taxes		65,817	-		93,726	-	
Fringe / Employee Benefits		97,560	-		138,928	-	
Retirement / Pension		15,902	-		22,645	-	
TOTAL PAYROLL TAXES AND BENEFITS	-	179,279	-	-	255,298	-	-

TOTAL PERSONNEL SERVICE COSTS

	-	-	910,583	-	-	1,296,693	-
--	---	---	---------	---	---	-----------	---

2017-18

Total Revenue	-	1,952,627	-	-	1,952,627	-	-
Total Expenses	-	1,334,207	-	-	1,903,845	-	-
Net Income	-	618,420	-	-	48,782	-	-
Actual Student Enrollment	-	382	-	-	382	-	-

*NOTE: Enrollment, Revenue and Expenditure Data IN the 'Total and Variance Analysis' Section is Based on LAST ACTUAL Quarter Completed	1st Quarter - 7/1 - 9/30			2nd Quarter - 10/1 - 12/31			3rd Quarter - 1/1 - 3/31
	Actual	Current Budget	Variance	Actual	Current Budget	Variance	Actual
CONTRACTED SERVICES							
Accounting / Audit		-	-		-	-	
Legal		500	-		500	-	
Management Company Fee		99,460	-		99,460	-	
Nurse Services		-	-		-	-	
Food Service / School Lunch		11,241	-		33,724	-	
Payroll Services		-	-		-	-	
Special Ed Services		-	-		-	-	
Titlment Services (i.e. Title I)		-	-		-	-	
Other Purchased / Professional / Consulting		6,250	-		7,250	-	
TOTAL CONTRACTED SERVICES	-	117,451	-	-	140,933	-	-

NEW WORLD PREPARATORY CHAF

Budget / Operating Plan

2017-18

Total Revenue	-	1,952,627	-	-	1,952,627	-	-
Total Expenses	-	1,334,207	-	-	1,903,845	-	-
Net Income	-	618,420	-	-	48,782	-	-
Actual Student Enrollment	-	382	-	-	382	-	-

	1st Quarter - 7/1 - 9/30			2nd Quarter - 10/1 - 12/31			3rd Quarter - 1/1 - 3/31
	Actual	Current Budget	Variance	Actual	Current Budget	Variance	Actual
*NOTE: Enrollment, Revenue and Expenditure Data IN the 'Total and Variance Analysis' Section is Based on LAST ACTUAL Quarter Completed							
SCHOOL OPERATIONS							
Board Expenses		10,000	-		10,000	-	
Classroom / Teaching Supplies & Materials		4,000	-		12,000	-	
Special Ed Supplies & Materials		3,022	-		9,067	-	
Textbooks / Workbooks		4,000	-		12,000	-	
Supplies & Materials other		-	-		-	-	
Equipment / Furniture		1,000	-		1,000	-	
Telephone		3,000	-		3,000	-	
Technology		8,000	-		8,000	-	
Student Testing & Assessment		8,100	-		24,300	-	
Field Trips		1,500	-		4,500	-	
Transportation (student)		200	-		600	-	
Student Services - other		20,600	-		61,800	-	
Office Expense		26,250	-		26,250	-	
Staff Development		37,100	-		111,300	-	
Staff Recruitment		3,500	-		3,500	-	
Student Recruitment / Marketing		4,500	-		4,500	-	
School Meals / Lunch		500	-		1,500	-	
Travel (Staff)		1,000	-		3,000	-	
Fundraising		-	-		-	-	
Other		4,250	-		4,250	-	
TOTAL SCHOOL OPERATIONS	-	140,522	-	-	300,567	-	-
FACILITY OPERATION & MAINTENANCE							
Insurance		9,500	-		9,500	-	
Janitorial		45,000	-		45,000	-	
Building and Land Rent / Lease / Facility Finance Interest		29,402	-		29,402	-	
Repairs & Maintenance		6,250	-		6,250	-	
Equipment / Furniture		2,500	-		2,500	-	
Security		-	-		-	-	
Utilities		17,500	-		17,500	-	
TOTAL FACILITY OPERATION & MAINTENANCE	-	110,152	-	-	110,152	-	-
DEPRECIATION & AMORTIZATION		55,500	-		55,500	-	
RESERVES / CONTINGENCY		-	-		-	-	
TOTAL EXPENSES	-	1,334,207	-	-	1,903,845	-	-

2017-18

Total Revenue	-	1,952,627	-	-	1,952,627	-	-
Total Expenses	-	1,334,207	-	-	1,903,845	-	-
Net Income	-	618,420	-	-	48,782	-	-
Actual Student Enrollment	-	382	-	-	382	-	-

*NOTE: Enrollment, Revenue and Expenditure Data IN the 'Total and Variance Analysis' Section is Based on LAST ACTUAL Quarter Completed	1st Quarter - 7/1 - 9/30			2nd Quarter - 10/1 - 12/31			3rd Quarter
	Actual	Current Budget	Variance	Actual	Current Budget	Variance	Actual
NET INCOME	-	618,420	-	-	48,782	-	-

RTER SCHOOL

n

Total Revenue	1,952,627	-	-	1,952,627	-
Total Expenses	2,119,089	-	-	2,521,199	-
Net Income	(166,461)	-	-	(568,572)	-
Actual Student Enrollment	382	-	-	382	-

*NOTE: Enrollment, Revenue and Expenditure Data IN the 'Total and Variance Analysis' Section is Based on LAST ACTUAL Quarter Completed	Quarter - 1/1 - 3/31		4th Quarter - 4/1 - 6/30		
	Current Budget	Variance	Actual	Current Budget	Variance

REVENUE

REVENUES FROM STATE SOURCES

Per Pupil Revenue

CY Per Pupil Rate

NYC CHANCELLOR'S OFFICE

14,527

1,388,055 - - 1,388,055 -

-

- - - - -

-

- - - - -

-

- - - - -

-

- - - - -

-

- - - - -

-

- - - - -

-

- - - - -

-

- - - - -

-

- - - - -

-

- - - - -

-

- - - - -

-

- - - - -

-

- - - - -

-

- - - - -

-

- - - - -

ALL OTHER School Districts: (Count = 0)

- - - - -

TOTAL Per Pupil Revenue (Weighted Average Per Pupil Funding)

14,527

1,388,055 - - 1,388,055 -

Special Education Revenue

432,065 - - 432,065 -

Grants

Stimulus

- - - - -

DYCD (Department of Youth and Community Development)

- - - - -

Other

7,556 - - 7,556 -

NYC DoE Rental Assistance

- - - - -

Other

28,665 - - 28,665 -

TOTAL REVENUE FROM STATE SOURCES

1,856,340 - - 1,856,340 -

REVENUE FROM FEDERAL FUNDING

IDEA Special Needs

18,973 - - 18,973 -

Title I

38,591 - - 38,591 -

Title Funding - Other

1,420 - - 1,420 -

School Food Service (Free Lunch)

28,928 - - 28,928 -

Grants

Charter School Program (CSP) Planning & Implementation

- - - - -

Other

- - - - -

RTER SCHOOL n					
Total Revenue	1,952,627	-	-	1,952,627	-
Total Expenses	2,119,089	-	-	2,521,199	-
Net Income	(166,461)	-	-	(568,572)	-
Actual Student Enrollment	382	-	-	382	-
*NOTE: Enrollment, Revenue and Expenditure Data IN the 'Total and Variance Analysis' Section is Based on LAST ACTUAL Quarter Completed	Quarter - 1/1 - 3/31		4th Quarter - 4/1 - 6/30		
	Current Budget	Variance	Actual	Current Budget	Variance
Other	-	-		-	-
TOTAL REVENUE FROM FEDERAL SOURCES	87,912	-	-	87,912	-
LOCAL and OTHER REVENUE					
Contributions and Donations	1,250	-		1,250	-
Fundraising	-	-		-	-
Erate Reimbursement	3,750	-		3,750	-
Earnings on Investments	-	-		-	-
Interest Income	125	-		125	-
Food Service (Income from meals)	-	-		-	-
Text Book	-	-		-	-
OTHER	3,250	-		3,250	-
TOTAL REVENUE FROM LOCAL and OTHER SOURCES	8,375	-	-	8,375	-
TOTAL REVENUE	1,952,627	-	-	1,952,627	-

RTER SCHOOL

n

Total Revenue	1,952,627	-	-	1,952,627	-
Total Expenses	2,119,089	-	-	2,521,199	-
Net Income	(166,461)	-	-	(568,572)	-
Actual Student Enrollment	382	-	-	382	-

*NOTE: Enrollment, Revenue and Expenditure Data IN the 'Total and Variance Analysis' Section is Based on LAST ACTUAL Quarter Completed	Quarter - 1/1 - 3/31		4th Quarter - 4/1 - 6/30		
	Current Budget	Variance	Actual	Current Budget	Variance

EXPENSES

ADMINISTRATIVE STAFF PERSONNEL COSTS

	Quarter 0 No. of Positions					
Executive Management	-	48,557	-		41,620	-
Instructional Management	-	68,175	-		58,436	-
Deans, Directors & Coordinators	-	49,065	-		42,055	-
CFO / Director of Finance	-	25,706	-		22,034	-
Operation / Business Manager	-	18,566	-		15,914	-
Administrative Staff	-	29,754	-		26,104	-
TOTAL ADMINISTRATIVE STAFF	-	239,823	-	-	206,163	-

INSTRUCTIONAL PERSONNEL COSTS

Teachers - Regular	-	658,243	-		940,348	-
Teachers - SPED	-	-	-		-	-
Substitute Teachers	-	4,038	-		5,769	-
Teaching Assistants	-	27,967	-		39,952	-
Specialty Teachers	-	-	-		-	-
Aides	-	35,761	-		30,653	-
Therapists & Counselors	-	86,138	-		123,055	-
Other	-	68,788	-		98,269	-
TOTAL INSTRUCTIONAL	-	880,937	-	-	1,238,046	-

NON-INSTRUCTIONAL PERSONNEL COSTS

Nurse	-	-	-		-	-
Librarian	-	-	-		-	-
Custodian	-	44,567	-		38,201	-
Security	-	14,615	-		12,527	-
Other	-	34,319	-		29,416	-
TOTAL NON-INSTRUCTIONAL	-	93,501	-	-	80,144	-

SUBTOTAL PERSONNEL SERVICE COSTS

	-	1,214,261	-	-	1,524,352	-
--	---	-----------	---	---	-----------	---

PAYROLL TAXES AND BENEFITS

Payroll Taxes		109,283	-		137,192	-
Fringe / Employee Benefits		161,989	-		203,357	-
Retirement / Pension		26,404	-		33,147	-
TOTAL PAYROLL TAXES AND BENEFITS		297,677	-	-	373,696	-

TOTAL PERSONNEL SERVICE COSTS

	-	1,511,937	-	-	1,898,048	-
--	---	-----------	---	---	-----------	---

RTER SCHOOL n					
Total Revenue	1,952,627	-	-	1,952,627	-
Total Expenses	2,119,089	-	-	2,521,199	-
Net Income	(166,461)	-	-	(568,572)	-
Actual Student Enrollment	382	-	-	382	-
		Quarter - 1/1 - 3/31		4th Quarter - 4/1 - 6/30	
*NOTE: Enrollment, Revenue and Expenditure Data IN the 'Total and Variance Analysis' Section is Based on LAST ACTUAL Quarter Completed		RTER SCHOOL n			
		Current Budget	Variance	Actual	Current Budget Variance
CONTRACTED SERVICES					
Accounting / Audit	-	-		16,000	-
Legal	500	-		500	-
Management Company Fee	99,460	-		99,460	-
Nurse Services	-	-		-	-
Food Service / School Lunch	33,724	-		33,724	-
Payroll Services	-	-		-	-
Special Ed Services	-	-		-	-
Titlement Services (i.e. Title I)	-	-		-	-
Other Purchased / Professional / Consulting	7,250	-		7,250	-
TOTAL CONTRACTED SERVICES	140,933	-	-	156,933	-

RTER SCHOOL n					
Total Revenue	1,952,627	-	-	1,952,627	-
Total Expenses	2,119,089	-	-	2,521,199	-
Net Income	(166,461)	-	-	(568,572)	-
Actual Student Enrollment	382	-	-	382	-
		Quarter - 1/1 - 3/31		4th Quarter - 4/1 - 6/30	
*NOTE: Enrollment, Revenue and Expenditure Data IN the 'Total and Variance Analysis' Section is Based on LAST ACTUAL Quarter Completed		Current Budget	Variance	Actual	Current Budget Variance
SCHOOL OPERATIONS					
Board Expenses	10,000	-		10,000	-
Classroom / Teaching Supplies & Materials	12,000	-		12,000	-
Special Ed Supplies & Materials	9,067	-		9,067	-
Textbooks / Workbooks	12,000	-		12,000	-
Supplies & Materials other	-	-		-	-
Equipment / Furniture	1,000	-		1,000	-
Telephone	3,000	-		3,000	-
Technology	8,000	-		8,000	-
Student Testing & Assessment	24,300	-		24,300	-
Field Trips	4,500	-		4,500	-
Transportation (student)	600	-		600	-
Student Services - other	61,800	-		61,800	-
Office Expense	26,250	-		26,250	-
Staff Development	111,300	-		111,300	-
Staff Recruitment	3,500	-		3,500	-
Student Recruitment / Marketing	4,500	-		4,500	-
School Meals / Lunch	1,500	-		1,500	-
Travel (Staff)	3,000	-		3,000	-
Fundraising	-	-		-	-
Other	4,250	-		4,250	-
TOTAL SCHOOL OPERATIONS	300,567	-	-	300,567	-
FACILITY OPERATION & MAINTENANCE					
Insurance	9,500	-		9,500	-
Janitorial	45,000	-		45,000	-
Building and Land Rent / Lease / Facility Finance Interest	29,402	-		29,402	-
Repairs & Maintenance	6,250	-		6,250	-
Equipment / Furniture	2,500	-		2,500	-
Security	-	-		-	-
Utilities	17,500	-		17,500	-
TOTAL FACILITY OPERATION & MAINTENANCE	110,152	-	-	110,152	-
DEPRECIATION & AMORTIZATION					
RESERVES / CONTINGENCY	55,500	-		55,500	-
	-	-		-	-
TOTAL EXPENSES	2,119,089	-	-	2,521,199	-

RTER SCHOOL					
RTER SCHOOL					
n					
Total Revenue	1,952,627	-	-	1,952,627	-
Total Expenses	2,119,089	-	-	2,521,199	-
Net Income	(166,461)	-	-	(568,572)	-
Actual Student Enrollment	382	-	-	382	-
			Quarter - 1/1 - 3/31		4th Quarter - 4/1 - 6/30
*NOTE: Enrollment, Revenue and Expenditure Data IN the 'Total and Variance Analysis' Section is Based on LAST ACTUAL Quarter Completed			Quarter - 1/1 - 3/31		
			Current Budget	Variance	Actual Current Budget Variance
NET INCOME	(166,461)	-	-	-	(568,572) -

INTER SCHOOL n					
Total Revenue	1,952,627	-	-	1,952,627	-
Total Expenses	2,119,089	-	-	2,521,199	-
Net Income	(166,461)	-	-	(568,572)	-
Actual Student Enrollment	382	-	-	382	-
Quarter - 1/1 - 3/31					
Quarter - 1/1 - 3/31			4th Quarter - 4/1 - 6/30		
*NOTE: Enrollment, Revenue and Expenditure Data IN the 'Total and Variance Analysis' Section is Based on LAST ACTUAL Quarter Completed					
			Current Budget	Variance	Actual
				Current Budget	Variance
ENROLLMENT - *School Districts Are Linked To Above Entries*					
NYC CHANCELLOR'S OFFICE			382	-	-
-			-	-	-
-			-	-	-
-			-	-	-
-			-	-	-
-			-	-	-
-			-	-	-
-			-	-	-
-			-	-	-
-			-	-	-
-			-	-	-
-			-	-	-
-			-	-	-
-			-	-	-
-			-	-	-
-			-	-	-
ALL OTHER School Districts: (Count = 0)			-	-	-
TOTAL ENROLLMENT			382	-	-
REVENUE PER PUPIL			5,109	-	-
EXPENSES PER PUPIL			5,544	-	-

				NEW WORLD PREPARATORY CHARTER SCHOOL							
				Budget / Operating Plan							
				2017-18							
Total Revenue	-	-	-	7,810,508	(7,810,508)	-	-	7,810,508			
Total Expenses	-	-	-	7,878,340	7,878,340	-	-	7,878,340			
Net Income	-	-	-	(67,832)	67,832	-	-	(67,832)			
Actual Student Enrollment	-	-	-			-	-				
*NOTE: Enrollment, Revenue and Expenditure Data IN the 'Total and Variance Analysis' Section is Based on LAST ACTUAL Quarter Completed				TOTALS AND VARIANCE ANALYSIS							
				Actual	Current Budget (Current Quarter)	Actual vs. Current Budget	Current Budget - TY	Actual vs. Current Budget TY	Original Budget (Current Quarter)	Actual vs. Original Budget	Original Budget - TY
REVENUE											
REVENUES FROM STATE SOURCES											
Per Pupil Revenue	CY Per Pupil Rate										
NYC CHANCELLOR'S OFFICE	14,527			-	-	-	5,552,219	(5,552,219)	-	-	5,552,219
-				-	-	-	-	-	-	-	-
-				-	-	-	-	-	-	-	-
-				-	-	-	-	-	-	-	-
-				-	-	-	-	-	-	-	-
-				-	-	-	-	-	-	-	-
-				-	-	-	-	-	-	-	-
-				-	-	-	-	-	-	-	-
-				-	-	-	-	-	-	-	-
-				-	-	-	-	-	-	-	-
-				-	-	-	-	-	-	-	-
-				-	-	-	-	-	-	-	-
-				-	-	-	-	-	-	-	-
-				-	-	-	-	-	-	-	-
-				-	-	-	-	-	-	-	-
ALL OTHER School Districts: (Count = 0)				-	-	-	-	-	-	-	-
TOTAL Per Pupil Revenue (Weighted Average Per Pupil Funding)	14,527			-	-	-	5,552,219	(5,552,219)	-	-	5,552,219
Special Education Revenue				-	-	-	1,728,258	(1,728,258)	-	-	1,728,258
Grants											
Stimulus				-	-	-	-	-	-	-	-
DYCD (Department of Youth and Community Development)				-	-	-	-	-	-	-	-
Other				-	-	-	30,223	(30,223)	-	-	30,223
NYC DoE Rental Assistance				-	-	-	-	-	-	-	-
Other				-	-	-	114,660	(114,660)	-	-	114,660
TOTAL REVENUE FROM STATE SOURCES				-	-	-	7,425,360	(7,425,360)	-	-	7,425,360
REVENUE FROM FEDERAL FUNDING											
IDEA Special Needs				-	-	-	75,893	(75,893)	-	-	75,893
Title I				-	-	-	154,364	(154,364)	-	-	154,364
Title Funding - Other				-	-	-	5,680	(5,680)	-	-	5,680
School Food Service (Free Lunch)				-	-	-	115,711	(115,711)	-	-	115,711
Grants											
Charter School Program (CSP) Planning & Implementation				-	-	-	-	-	-	-	-
Other				-	-	-	-	-	-	-	-

				NEW WORLD PREPARATORY CHARTER SCHOOL						
				Budget / Operating Plan						
				2017-18						
Total Revenue	-	-	-	7,810,508	(7,810,508)	-	-	7,810,508		
Total Expenses	-	-	-	7,878,340	7,878,340	-	-	7,878,340		
Net Income	-	-	-	(67,832)	67,832	-	-	(67,832)		
Actual Student Enrollment	-	-	-			-	-			
*NOTE: Enrollment, Revenue and Expenditure Data IN the 'Total and Variance Analysis' Section is Based on LAST ACTUAL Quarter Completed				TOTALS AND VARIANCE ANALYSIS						
				Actual	Current Budget (Current Quarter)	Actual vs. Current Budget	Current Budget - TY	Actual vs. Current Budget TY	Original Budget (Current Quarter)	Actual vs. Original Budget
Other				-	-	-	-	-	-	
TOTAL REVENUE FROM FEDERAL SOURCES				-	-	-	351,648	(351,648)	-	351,648
LOCAL and OTHER REVENUE										
Contributions and Donations				-	-	-	5,000	(5,000)	-	5,000
Fundraising				-	-	-	-	-	-	-
Erate Reimbursement				-	-	-	15,000	(15,000)	-	15,000
Earnings on Investments				-	-	-	-	-	-	-
Interest Income				-	-	-	500	(500)	-	500
Food Service (Income from meals)				-	-	-	-	-	-	-
Text Book				-	-	-	-	-	-	-
OTHER				-	-	-	13,000	(13,000)	-	13,000
TOTAL REVENUE FROM LOCAL and OTHER SOURCES				-	-	-	33,500	(33,500)	-	33,500
TOTAL REVENUE	-	-	-	7,810,508	(7,810,508)	-	-	7,810,508		

				NEW WORLD PREPARATORY CHARTER SCHOOL				
				Budget / Operating Plan				
				2017-18				
Total Revenue	-	-	-	7,810,508	(7,810,508)	-	-	7,810,508
Total Expenses	-	-	-	7,878,340	7,878,340	-	-	7,878,340
Net Income	-	-	-	(67,832)	67,832	-	-	(67,832)
Actual Student Enrollment	-	-	-			-	-	
*NOTE: Enrollment, Revenue and Expenditure Data IN the 'Total and Variance Analysis' Section is Based on LAST ACTUAL Quarter Completed				TOTALS AND VARIANCE ANALYSIS				
				Actual	Current Budget (Current Quarter)	Actual vs. Current Budget	Current Budget - TY	Actual vs. Current Budget TY
EXPENSES								
ADMINISTRATIVE STAFF PERSONNEL COSTS								
Executive Management	Quarter 0	No. of Positions	-	-	-	-	-	180,353
Instructional Management		-	-	-	-	-	-	253,222
Deans, Directors & Coordinators		-	-	-	-	-	-	182,240
CFO / Director of Finance		-	-	-	-	-	-	95,481
Operation / Business Manager		-	-	-	-	-	-	68,959
Administrative Staff		-	-	-	-	-	-	111,716
TOTAL ADMINISTRATIVE STAFF		-	-	-	-	-	-	891,971
INSTRUCTIONAL PERSONNEL COSTS								
Teachers - Regular		-	-	-	-	-	-	2,444,904
Teachers - SPED		-	-	-	-	-	-	-
Substitute Teachers		-	-	-	-	-	-	15,000
Teaching Assistants		-	-	-	-	-	-	103,876
Specialty Teachers		-	-	-	-	-	-	-
Aides		-	-	-	-	-	-	132,828
Therapists & Counselors		-	-	-	-	-	-	319,942
Other		-	-	-	-	-	-	255,500
TOTAL INSTRUCTIONAL		-	-	-	-	-	-	3,272,050
NON-INSTRUCTIONAL PERSONNEL COSTS								
Nurse		-	-	-	-	-	-	-
Librarian		-	-	-	-	-	-	-
Custodian		-	-	-	-	-	-	165,536
Security		-	-	-	-	-	-	54,284
Other		-	-	-	-	-	-	127,470
TOTAL NON-INSTRUCTIONAL		-	-	-	-	-	-	347,290
SUBTOTAL PERSONNEL SERVICE COSTS								
				-	-	-	-	4,511,311
PAYROLL TAXES AND BENEFITS								
Payroll Taxes				-	-	-	-	406,018
Fringe / Employee Benefits				-	-	-	-	601,834
Retirement / Pension				-	-	-	-	98,098
TOTAL PAYROLL TAXES AND BENEFITS				-	-	-	-	1,105,950
TOTAL PERSONNEL SERVICE COSTS								
				-	-	-	-	5,617,261

				NEW WORLD PREPARATORY CHARTER SCHOOL				
				Budget / Operating Plan				
				2017-18				
Total Revenue	-	-	-	7,810,508	(7,810,508)	-	-	7,810,508
Total Expenses	-	-	-	7,878,340	7,878,340	-	-	7,878,340
Net Income	-	-	-	(67,832)	67,832	-	-	(67,832)
Actual Student Enrollment	-	-	-			-	-	
				TOTALS AND VARIANCE ANALYSIS				
*NOTE: Enrollment, Revenue and Expenditure Data IN the 'Total and Variance Analysis' Section is Based on LAST ACTUAL Quarter Completed				Current	Actual	Actual	Original	Actual
				Budget	vs.	Current	Budget	vs.
				(Current	Current	Budget - TY	(Current	Original
				Quarter)	Budget		Quarter)	Budget
				Actual				Original
CONTRACTED SERVICES								Budget -
Accounting / Audit	-	-	-	16,000	16,000	-	-	16,000
Legal	-	-	-	2,000	2,000	-	-	2,000
Management Company Fee	-	-	-	397,838	397,838	-	-	397,838
Nurse Services	-	-	-	-	-	-	-	-
Food Service / School Lunch	-	-	-	112,412	112,412	-	-	112,412
Payroll Services	-	-	-	-	-	-	-	-
Special Ed Services	-	-	-	-	-	-	-	-
Titlement Services (i.e. Title I)	-	-	-	-	-	-	-	-
Other Purchased / Professional / Consulting	-	-	-	28,000	28,000	-	-	28,000
TOTAL CONTRACTED SERVICES	-	-	-	556,250	556,250	-	-	556,250

				NEW WORLD PREPARATORY CHARTER SCHOOL				
				Budget / Operating Plan				
				2017-18				
Total Revenue	-	-	-	7,810,508	(7,810,508)	-	-	7,810,508
Total Expenses	-	-	-	7,878,340	7,878,340	-	-	7,878,340
Net Income	-	-	-	(67,832)	67,832	-	-	(67,832)
Actual Student Enrollment	-	-	-			-	-	
				TOTALS AND VARIANCE ANALYSIS				
*NOTE: Enrollment, Revenue and Expenditure Data IN the 'Total and Variance Analysis' Section is Based on LAST ACTUAL Quarter Completed				Current	Actual	Current	Actual	Original
				Budget	vs.	Budget	vs.	Budget
				(Current	Current	Current	(Current	Original
				Quarter)	Budget	Budget TY	Quarter)	Budget
				Actual				
SCHOOL OPERATIONS								
Board Expenses	-	-	-	40,000	40,000	-	-	40,000
Classroom / Teaching Supplies & Materials	-	-	-	40,000	40,000	-	-	40,000
Special Ed Supplies & Materials	-	-	-	30,223	30,223	-	-	30,223
Textbooks / Workbooks	-	-	-	40,000	40,000	-	-	40,000
Supplies & Materials other	-	-	-	-	-	-	-	-
Equipment / Furniture	-	-	-	4,000	4,000	-	-	4,000
Telephone	-	-	-	12,000	12,000	-	-	12,000
Technology	-	-	-	32,000	32,000	-	-	32,000
Student Testing & Assessment	-	-	-	81,000	81,000	-	-	81,000
Field Trips	-	-	-	15,000	15,000	-	-	15,000
Transportation (student)	-	-	-	2,000	2,000	-	-	2,000
Student Services - other	-	-	-	206,000	206,000	-	-	206,000
Office Expense	-	-	-	105,000	105,000	-	-	105,000
Staff Development	-	-	-	371,000	371,000	-	-	371,000
Staff Recruitment	-	-	-	14,000	14,000	-	-	14,000
Student Recruitment / Marketing	-	-	-	18,000	18,000	-	-	18,000
School Meals / Lunch	-	-	-	5,000	5,000	-	-	5,000
Travel (Staff)	-	-	-	10,000	10,000	-	-	10,000
Fundraising	-	-	-	-	-	-	-	-
Other	-	-	-	17,000	17,000	-	-	17,000
TOTAL SCHOOL OPERATIONS	-	-	-	1,042,223	1,042,223	-	-	1,042,223
FACILITY OPERATION & MAINTENANCE								
Insurance	-	-	-	38,000	38,000	-	-	38,000
Janitorial	-	-	-	180,000	180,000	-	-	180,000
Building and Land Rent / Lease / Facility Finance Interest	-	-	-	117,606	117,606	-	-	117,606
Repairs & Maintenance	-	-	-	25,000	25,000	-	-	25,000
Equipment / Furniture	-	-	-	10,000	10,000	-	-	10,000
Security	-	-	-	-	-	-	-	-
Utilities	-	-	-	70,000	70,000	-	-	70,000
TOTAL FACILITY OPERATION & MAINTENANCE	-	-	-	440,606	440,606	-	-	440,606
DEPRECIATION & AMORTIZATION				-	222,000	-	-	222,000
RESERVES / CONTINGENCY				-	-	-	-	-
TOTAL EXPENSES	-	-	-	7,878,340	7,878,340	-	-	7,878,340

				NEW WORLD PREPARATORY CHARTER SCHOOL				
				Budget / Operating Plan				
				2017-18				
Total Revenue	-	-	-	7,810,508	(7,810,508)	-	-	7,810,508
Total Expenses	-	-	-	7,878,340	7,878,340	-	-	7,878,340
Net Income	-	-	-	(67,832)	67,832	-	-	(67,832)
Actual Student Enrollment	-	-	-			-	-	
				TOTALS AND VARIANCE ANALYSIS				
*NOTE: Enrollment, Revenue and Expenditure Data IN the 'Total and Variance Analysis' Section is Based on LAST ACTUAL Quarter Completed				Current Budget (Current Quarter)	Actual vs. Current Budget	Current Budget - TY	Actual vs. Current Budget TY	Original Budget vs. Original Budget
				Actual	Actual	Actual	Actual	Actual
NET INCOME	-	-	-	(67,832)	67,832	-	-	(67,832)

				NEW WORLD PREPARATORY CHARTER SCHOOL Budget / Operating Plan 2017-18					
				2017-18					
Total Revenue	-	-	-	7,810,508	(7,810,508)	-	-	7,810,508	
Total Expenses	-	-	-	7,878,340	7,878,340	-	-	7,878,340	
Net Income	-	-	-	(67,832)	67,832	-	-	(67,832)	
Actual Student Enrollment	-	-	-			-	-		
				TOTALS AND VARIANCE ANALYSIS					
*NOTE: Enrollment, Revenue and Expenditure Data IN the 'Total and Variance Analysis' Section is Based on LAST ACTUAL Quarter Completed				TOTALS AND VARIANCE ANALYSIS					
				Actual	Current Budget (Current Quarter)	Actual vs. Current Budget	Current Budget - TY	Actual vs. Current Budget TY	Original Budget (Current Quarter)
ENROLLMENT - *School Districts Are Linked To Above Entries*				* Enrollment Data Based on Last Actual Quarter Completed					
NYC CHANCELLOR'S OFFICE				-	-	-		-	-
-				-	-	-		-	-
-				-	-	-		-	-
-				-	-	-		-	-
-				-	-	-		-	-
-				-	-	-		-	-
-				-	-	-		-	-
-				-	-	-		-	-
-				-	-	-		-	-
-				-	-	-		-	-
-				-	-	-		-	-
-				-	-	-		-	-
-				-	-	-		-	-
-				-	-	-		-	-
-				-	-	-		-	-
-				-	-	-		-	-
ALL OTHER School Districts: (Count = 0)				-	-	-		-	-
TOTAL ENROLLMENT				-	-	-		-	-
REVENUE PER PUPIL				-	-	-		-	-
EXPENSES PER PUPIL				-	-	-		-	-

L				
Total Revenue	(7,810,508)	-	-	
Total Expenses	7,878,340	-	-	
Net Income	67,832	-	-	
Actual Student Enrollment		-	-	
*NOTE: Enrollment, Revenue and Expenditure Data IN the 'Total and Variance Analysis' Section is Based on LAST ACTUAL Quarter Completed		Actual vs. Original Budget TY	PY Actual (PY TY / No. of COMPLETED Actual CY	Actual CY vs. Actual PY
REVENUE				
REVENUES FROM STATE SOURCES				
Per Pupil Revenue	CY Per Pupil Rate			
NYC CHANCELLOR'S OFFICE	14,527	(5,552,219)	-	-
-	-	-	-	-
-	-	-	-	-
-	-	-	-	-
-	-	-	-	-
-	-	-	-	-
-	-	-	-	-
-	-	-	-	-
-	-	-	-	-
-	-	-	-	-
-	-	-	-	-
-	-	-	-	-
-	-	-	-	-
-	-	-	-	-
-	-	-	-	-
-	-	-	-	-
ALL OTHER School Districts: (Count = 0)	-	-	-	-
TOTAL Per Pupil Revenue (Weighted Average Per Pupil Funding)	14,527	(5,552,219)	-	-
Special Education Revenue		(1,728,258)	-	-
Grants				
Stimulus		-	-	-
DYCD (Department of Youth and Community Development)		-	-	-
Other		(30,223)	-	-
NYC DoE Rental Assistance		-	-	-
Other		(114,660)	-	-
TOTAL REVENUE FROM STATE SOURCES		(7,425,360)	-	-
REVENUE FROM FEDERAL FUNDING				
IDEA Special Needs		(75,893)	-	-
Title I		(154,364)	-	-
Title Funding - Other		(5,680)	-	-
School Food Service (Free Lunch)		(115,711)	-	-
Grants				
Charter School Program (CSP) Planning & Implementation		-	-	-
Other		-	-	-

L			
Total Revenue	(7,810,508)	-	-
Total Expenses	7,878,340	-	-
Net Income	67,832	-	-
Actual Student Enrollment		-	
*NOTE: Enrollment, Revenue and Expenditure Data IN the 'Total and Variance Analysis' Section is Based on LAST ACTUAL Quarter Completed	Actual vs. Original Budget TY	PY Actual (PY TY / No. of COMPLETED Actual CY	Actual CY vs. Actual PY
Other	-	-	-
TOTAL REVENUE FROM FEDERAL SOURCES	(351,648)	-	-
LOCAL and OTHER REVENUE			
Contributions and Donations	(5,000)	-	-
Fundraising	-	-	-
Erate Reimbursement	(15,000)	-	-
Earnings on Investments	-	-	-
Interest Income	(500)	-	-
Food Service (Income from meals)	-	-	-
Text Book	-	-	-
OTHER	(13,000)	-	-
TOTAL REVENUE FROM LOCAL and OTHER SOURCES	(33,500)	-	-
TOTAL REVENUE	(7,810,508)	-	-

L				
Total Revenue	(7,810,508)	-	-	
Total Expenses	7,878,340	-	-	
Net Income	67,832	-	-	
Actual Student Enrollment		-		
*NOTE: Enrollment, Revenue and Expenditure Data IN the 'Total and Variance Analysis' Section is Based on LAST ACTUAL Quarter Completed	Actual vs. Original Budget TY	PY Actual (PY TY / No. of COMPLETED Actual CY	Actual CY vs. Actual PY	
EXPENSES				
ADMINISTRATIVE STAFF PERSONNEL COSTS				
	Quarter 0			
	No. of Positions			
Executive Management	-	180,353	-	-
Instructional Management	-	253,222	-	-
Deans, Directors & Coordinators	-	182,240	-	-
CFO / Director of Finance	-	95,481	-	-
Operation / Business Manager	-	68,959	-	-
Administrative Staff	-	111,716	-	-
TOTAL ADMINISTRATIVE STAFF	-	891,971	-	-
INSTRUCTIONAL PERSONNEL COSTS				
Teachers - Regular	-	2,444,904	-	-
Teachers - SPED	-	-	-	-
Substitute Teachers	-	15,000	-	-
Teaching Assistants	-	103,876	-	-
Specialty Teachers	-	-	-	-
Aides	-	132,828	-	-
Therapists & Counselors	-	319,942	-	-
Other	-	255,500	-	-
TOTAL INSTRUCTIONAL	-	3,272,050	-	-
NON-INSTRUCTIONAL PERSONNEL COSTS				
Nurse	-	-	-	-
Librarian	-	-	-	-
Custodian	-	165,536	-	-
Security	-	54,284	-	-
Other	-	127,470	-	-
TOTAL NON-INSTRUCTIONAL	-	347,290	-	-
SUBTOTAL PERSONNEL SERVICE COSTS				
	-	4,511,311	-	-
PAYROLL TAXES AND BENEFITS				
Payroll Taxes		406,018	-	-
Fringe / Employee Benefits		601,834	-	-
Retirement / Pension		98,098	-	-
TOTAL PAYROLL TAXES AND BENEFITS		1,105,950	-	-
TOTAL PERSONNEL SERVICE COSTS				
	-	5,617,261	-	-

L			
Total Revenue	(7,810,508)	-	-
Total Expenses	7,878,340	-	-
Net Income	67,832	-	-
Actual Student Enrollment		-	
*NOTE: Enrollment, Revenue and Expenditure Data IN the 'Total and Variance Analysis' Section is Based on LAST ACTUAL Quarter Completed	Actual vs. Original Budget TY	PY Actual (PY TY / No. of COMPLETED Actual CY	Actual CY vs. Actual PY
SCHOOL OPERATIONS			
Board Expenses	40,000	-	-
Classroom / Teaching Supplies & Materials	40,000	-	-
Special Ed Supplies & Materials	30,223	-	-
Textbooks / Workbooks	40,000	-	-
Supplies & Materials other	-	-	-
Equipment / Furniture	4,000	-	-
Telephone	12,000	-	-
Technology	32,000	-	-
Student Testing & Assessment	81,000	-	-
Field Trips	15,000	-	-
Transportation (student)	2,000	-	-
Student Services - other	206,000	-	-
Office Expense	105,000	-	-
Staff Development	371,000	-	-
Staff Recruitment	14,000	-	-
Student Recruitment / Marketing	18,000	-	-
School Meals / Lunch	5,000	-	-
Travel (Staff)	10,000	-	-
Fundraising	-	-	-
Other	17,000	-	-
TOTAL SCHOOL OPERATIONS	1,042,223	-	-
FACILITY OPERATION & MAINTENANCE			
Insurance	38,000	-	-
Janitorial	180,000	-	-
Building and Land Rent / Lease / Facility Finance Interest	117,606	-	-
Repairs & Maintenance	25,000	-	-
Equipment / Furniture	10,000	-	-
Security	-	-	-
Utilities	70,000	-	-
TOTAL FACILITY OPERATION & MAINTENANCE	440,606	-	-
DEPRECIATION & AMORTIZATION	222,000	-	-
RESERVES / CONTINGENCY	-	-	-
TOTAL EXPENSES	7,878,340	-	-

	L
	L

Total Revenue	(7,810,508)	-	-
Total Expenses	7,878,340	-	-
Net Income	67,832	-	-
Actual Student Enrollment		-	-
*NOTE: Enrollment, Revenue and Expenditure Data IN the 'Total and Variance Analysis' Section is Based on LAST ACTUAL Quarter Completed	Actual vs. Original Budget TY	PY Actual (PY TY / No. of COMPLETED Actual CY	Actual CY vs. Actual PY
NET INCOME	67,832	-	-

L			
-			
Total Revenue	(7,810,508)	-	-
Total Expenses	7,878,340	-	=
Net Income	67,832	-	-
Actual Student Enrollment		-	
*NOTE: Enrollment, Revenue and Expenditure Data IN the 'Total and Variance Analysis' Section is Based on LAST ACTUAL Quarter Completed	Actual vs. Original Budget TY	PY Actual (PY TY / No. of COMPLETED Actual CY	Actual CY vs. Actual PY
ENROLLMENT - *School Districts Are Linked To Above Entries*			
NYC CHANCELLOR'S OFFICE		-	-
-		-	-
-		-	-
-		-	-
-		-	-
-		-	-
-		-	-
-		-	-
-		-	-
-		-	-
-		-	-
-		-	-
-		-	-
-		-	-
-		-	-
-		-	-
ALL OTHER School Districts: (Count = 0)		-	-
TOTAL ENROLLMENT		=	=
REVENUE PER PUPIL		=	=
EXPENSES PER PUPIL		=	=



Annual Report Requirement
for SUNY Authorized Charter Schools
NEW WORLD PREPARATORY CHARTER SCHOOL
2017-18

Administrative
expenditures per pupil:

\$0.00

Per NYS Statute

Administrative expenditures per pupil: the sum of all general administration salaries and other general administration expenditures divided by the total number of enrolled students. Employee benefit costs or expenditures should not be reported here.

***NOTE: THIS TAB ONLY NEEDS TO BE COMPLETED FOR Q4**

Date(s)	Nature of Financial Interest/Transaction	Steps taken to avoid a conflict of interest, (e.g., did not vote, did not participate in discussion)	Name of person holding interest or engaging in transaction and relationship to yourself
None			

Please write "None" if applicable. Do not leave this space blank.			
---	--	--	--

5. Identify each individual, business, corporation, union association, firm, partnership, committee proprietorship, franchise holding company, joint stock company, business or real estate trust, non-profit organization, or other organization or group of people doing business with the school(s) governed by the Education Corporation and in which such entity, during the time of your tenure as a trustee, you and/or your immediate family member(s) or person(s) living in your house had a financial interest or other relationship. If you are a member, director, officer or employee of an organization formally partnered with the school(s) that is/are doing business with the school(s) through a management or services agreement, please identify only the name of the organization, your position in the organization, and the relationship between such organization and the school(s). If there was no financial interest, write None.

Organization conducting business with the school(s)	Nature of business conducted	Approximate value of the business conducted	Name of Trustee and/or immediate family member of household holding an interest in the organization conducting business with the school(s) and the nature of the interest	Steps Taken to Avoid Conflict of Interest
Please write "None" if applicable. Do not leave this space blank. None				

John Tobin 7/7/17

 Signature Date

Please note that this document is considered a public record and as such, may be made available to members of the public upon request under the Freedom of Information Law. Personal contact information provided below will be redacted.


Business Telephone: N/A

Business Address: N/A

E-mail Address: _____

Home Telephone: _____

Home Address: _____



If Yes, for each school, please provide a description of the position(s) you hold, your responsibilities, your salary and your start date.

Please write "None" if applicable. Do not leave this space blank. None			
---	--	--	--

5. Identify each individual, business, corporation, union association, firm, partnership, committee proprietorship, franchise holding company, joint stock company, business or real estate trust, non-profit organization, or other organization or group of people doing business with the school(s) governed by the Education Corporation and in which such entity, during the time of your tenure as a trustee, you and/or your immediate family member(s) or person(s) living in your house had a financial interest or other relationship. If you are a member, director, officer or employee of an organization formally partnered with the school(s) that is/are doing business with the school(s) through a management or services agreement, please identify only the name of the organization, your position in the organization, and the relationship between such organization and the school(s). If there was no financial interest, write **None**.

Organization conducting business with the school(s)	Nature of business conducted	Approximate value of the business conducted	Name of Trustee and/or immediate family member of household holding an interest in the organization conducting business with the school(s) and the nature of the interest	Steps Taken to Avoid Conflict of Interest
Please write "None" if applicable. Do not leave this space blank. None				

Angelo Aponte
 Signature

7/7/17
 Date

Please note that this document is considered a public record and as such, may be made available to members of the public upon request under the Freedom of Information Law. Personal contact information provided below will be redacted.

Business Telephone: N/A

Business Address: N/A

E-mail Address:

Home Telephone:

Home Address:



Disclosure of Financial Interest by a Current or Proposed Charter School Education Corporation Trustee

Trustee Name:

Denis Kelleher

Name of Charter School Education Corporation (for an unmerged school, this is the Charter School Name):

New World Preparatory Charter School

1. List all positions held on the education corporation board (e.g., president, treasurer, parent representative).

- 2. Is the trustee an employee of any school operated by the Education Corporation?**
Yes ☐ **No** ☒

If **Yes**, for each school, please provide a description of the position(s) you hold, your responsibilities, your salary and your start date.

3. Is the trustee an employee or agent of the management company or institutional partner of the charter school(s) governed by the Education Corporation?
 ____ Yes ____ x No

If **Yes**, for each school, please provide a description of the position(s) you hold, your responsibilities, your salary and your start date.

4. Identify each interest/transaction (and provide the requested information) that you or any of your immediate family members or any persons who live with you in your house have held or engaged in with the charter school(s) governed by the Education Corporation during the time you have served on the board, and in the six-month period prior to such service. If there has been no such financial interest or transaction, write **None**. Please note that if you answered **Yes** to Questions 2-4 above, you need not disclose again your employment status, salary, etc.

Date(s)	Nature of Financial Interest/Transaction	Steps taken to avoid a conflict of interest, (e.g., did not vote, did not participate in discussion)	Name of person holding interest or engaging in transaction and relationship to yourself
None			

Please write "None" if applicable. Do not leave this space blank.			
---	--	--	--

5. Identify each individual, business, corporation, union association, firm, partnership, committee proprietorship, franchise holding company, joint stock company, business or real estate trust, non-profit organization, or other organization or group of people doing business with the school(s) governed by the Education Corporation and in which such entity, during the time of your tenure as a trustee, you and/or your immediate family member(s) or person(s) living in your house had a financial interest or other relationship. If you are a member, director, officer or employee of an organization formally partnered with the school(s) that is/are doing business with the school(s) through a management or services agreement, please identify only the name of the organization, your position in the organization, and the relationship between such organization and the school(s). If there was no financial interest, write **None**.

Organization conducting business with the school(s)	Nature of business conducted	Approximate value of the business conducted	Name of Trustee and/or immediate family member of household holding an interest in the organization conducting business with the school(s) and the nature of the interest	Steps Taken to Avoid Conflict of Interest
Please write "None" if applicable. Do not leave this space blank.				

Denis Kelleher 7/7/17

 Signature Date

Please note that this document is considered a public record and as such, may be made available to members of the public upon request under the Freedom of Information Law. Personal contact information provided below will be redacted.


Business Telephone: N/A

Business Address: N/A

E-mail Address: _____

Home Telephone: _____

Home Address: _____



<p align="center">Disclosure of Financial Interest by a Current or Proposed Charter School Education Corporation Trustee</p>

Trustee Name:

Carin Guarasci

Name of Charter School Education Corporation (for an unmerged school, this is the Charter School Name):

New World Prep Charter School

1. List all positions held on the education corporation board (e.g., president, treasurer, parent representative).
2. Is the trustee an employee of any school operated by the Education Corporation?
☐ Yes ☒ No

If **Yes**, for each school, please provide a description of the position(s) you hold, your responsibilities, your salary and your start date.

3. Is the trustee an employee or agent of the management company or institutional partner of the charter school(s) governed by the Education Corporation?
☐ Yes ☒ No

If **Yes**, for each school, please provide a description of the position(s) you hold, your responsibilities, your salary and your start date.

4. Identify each interest/transaction (and provide the requested information) that you or any of your immediate family members or any persons who live with you in your house have held or engaged in with the charter school(s) governed by the Education Corporation during the time you have served on the board, and in the six-month period prior to such service. If there has been no such financial interest or transaction, write **None**. Please note that if you answered **Yes** to Questions 2-4 above, you need not disclose again your employment status, salary, etc.

Date(s)	Nature of Financial Interest/Transaction	Steps taken to avoid a conflict of interest, (e.g., did not vote, did not participate in discussion)	Name of person holding interest or engaging in transaction and relationship to yourself
←	NONE		

<i>Please write "None" if applicable. Do not leave this space blank.</i>			
--	--	--	--

5. Identify each individual, business, corporation, union association, firm, partnership, committee proprietorship, franchise holding company, joint stock company, business or real estate trust, non-profit organization, or other organization or group of people doing business with the school(s) governed by the Education Corporation and in which such entity, during the time of your tenure as a trustee, you and/or your immediate family member(s) or person(s) living in your house had a financial interest or other relationship. If you are a member, director, officer or employee of an organization formally partnered with the school(s) that is/are doing business with the school(s) through a management or services agreement, please identify only the name of the organization, your position in the organization, and the relationship between such organization and the school(s). If there was no financial interest, write **None**.

Organization conducting business with the school(s)	Nature of business conducted	Approximate value of the business conducted	Name of Trustee and/or immediate family member of household holding an interest in the organization conducting business with the school(s) and the nature of the interest	Steps Taken to Avoid Conflict of Interest
← NONE				
<i>Please write "None" if applicable. Do not leave this space blank.</i>				

Carin Guarasci

July 9, 2017

Signature

Date

Please note that this document is considered a public record and as such, may be made available to members of the public upon request under the Freedom of Information Law. Personal contact information provided below will be redacted.

Business Telephone: _____

Business Address: _____

E-mail Address: _____

Home Telephone: _____

Home Address: _____

<p align="center">Disclosure of Financial Interest by a Current or Proposed Charter School Education Corporation Trustee</p>

Trustee Name:

Bernard Lopez

Name of Charter School Education Corporation (for an unmerged school, this is the Charter School Name):

New World Preparatory Charter School

1. List all positions held on the education corporation board (e.g., president, treasurer, parent representative).

2. Is the trustee an employee ^{Trustee / Board Member} of any school operated by the Education Corporation?
 ___ Yes X No

If **Yes**, for each school, please provide a description of the position(s) you hold, your responsibilities, your salary and your start date.

3. Is the trustee an employee or agent of the management company or institutional partner of the charter school(s) governed by the Education Corporation?
 ___ Yes X No

If **Yes**, for each school, please provide a description of the position(s) you hold, your responsibilities, your salary and your start date.

4. Identify each interest/transaction (and provide the requested information) that you or any of your immediate family members or any persons who live with you in your house have held or engaged in with the charter school(s) governed by the Education Corporation during the time you have served on the board, and in the six-month period prior to such service. If there has been no such financial interest or transaction, write **None**. Please note that if you answered **Yes** to Questions 2-4 above, you need not disclose again your employment status, salary, etc.

Date(s)	Nature of Financial Interest/Transaction	Steps taken to avoid a conflict of interest, (e.g., did not vote, did not participate in discussion)	Name of person holding interest or engaging in transaction and relationship to yourself
None			

<p align="center">Disclosure of Financial Interest by a Current or Proposed Charter School Education Corporation Trustee</p>

Trustee Name:

Michael McVey

Name of Charter School Education Corporation (for an unmerged school, this is the Charter School Name):

New World Preparatory Charter School

1. List all positions held on the education corporation board (e.g., president, treasurer, parent representative).

2. Is the trustee an employee of any school operated by the Education Corporation?
Trustee / Board Member
 ___ Yes ___ ☒ No

If **Yes**, for each school, please provide a description of the position(s) you hold, your responsibilities, your salary and your start date.

3. Is the trustee an employee or agent of the management company or institutional partner of the charter school(s) governed by the Education Corporation?
 ___ Yes ___ ☒ No

If **Yes**, for each school, please provide a description of the position(s) you hold, your responsibilities, your salary and your start date.

4. Identify each interest/transaction (and provide the requested information) that you or any of your immediate family members or any persons who live with you in your house have held or engaged in with the charter school(s) governed by the Education Corporation during the time you have served on the board, and in the six-month period prior to such service. If there has been no such financial interest or transaction, write **None**. Please note that if you answered **Yes** to Questions 2-4 above, you need not disclose again your employment status, salary, etc.

Date(s)	Nature of Financial Interest/Transaction	Steps taken to avoid a conflict of interest, (e.g., did not vote, did not participate in discussion)	Name of person holding interest or engaging in transaction and relationship to yourself
None			

Please write "None" if applicable. Do not leave this space blank. None			
---	--	--	--

5. Identify each individual, business, corporation, union association, firm, partnership, committee proprietorship, franchise holding company, joint stock company, business or real estate trust, non-profit organization, or other organization or group of people doing business with the school(s) governed by the Education Corporation and in which such entity, during the time of your tenure as a trustee, you and/or your immediate family member(s) or person(s) living in your house had a financial interest or other relationship. If you are a member, director, officer or employee of an organization formally partnered with the school(s) that is/are doing business with the school(s) through a management or services agreement, please identify only the name of the organization, your position in the organization, and the relationship between such organization and the school(s). If there was no financial interest, write None.

Organization conducting business with the school(s)	Nature of business conducted	Approximate value of the business conducted	Name of Trustee and/or immediate family member of household holding an interest in the organization conducting business with the school(s) and the nature of the interest	Steps Taken to Avoid Conflict of Interest
Please write "None" if applicable. Do not leave this space blank.				
None				


Michael McVey
 Signature


7/7/17
 Date


Please note that this document is considered a public record and as such, may be made available to members of the public upon request under the Freedom of Information Law. Personal contact information provided below will be redacted.

Business Telephone: N/A

Business Address: N/A

E-mail Address: 

Home Telephone: 

Home Address: 

<p align="center">Disclosure of Financial Interest by a Current or Proposed Charter School Education Corporation Trustee</p>

Trustee Name:

Jack Minogue

Name of Charter School Education Corporation (for an unmerged school, this is the Charter School Name):

New World Preparatory Charter School

1. List all positions held on the education corporation board (e.g., president, treasurer, parent representative).

Trustee / Board Member

2. Is the trustee an employee of any school operated by the Education Corporation?
 ___ Yes X No

If **Yes**, for each school, please provide a description of the position(s) you hold, your responsibilities, your salary and your start date.

3. Is the trustee an employee or agent of the management company or institutional partner of the charter school(s) governed by the Education Corporation?

___ Yes X No

If **Yes**, for each school, please provide a description of the position(s) you hold, your responsibilities, your salary and your start date.

4. Identify each interest/transaction (and provide the requested information) that you or any of your immediate family members or any persons who live with you in your house have held or engaged in with the charter school(s) governed by the Education Corporation during the time you have served on the board, and in the six-month period prior to such service. If there has been no such financial interest or transaction, write **None**. Please note that if you answered **Yes** to Questions 2-4 above, you need not disclose again your employment status, salary, etc.

Date(s)	Nature of Financial Interest/Transaction	Steps taken to avoid a conflict of interest, (e.g., did not vote, did not participate in discussion)	Name of person holding interest or engaging in transaction and relationship to yourself
None			

<i>Please write "None" if applicable. Do not leave this space blank.</i>			
None			

5. Identify each individual, business, corporation, union association, firm, partnership, committee proprietorship, franchise holding company, joint stock company, business or real estate trust, non-profit organization, or other organization or group of people doing business with the school(s) governed by the Education Corporation and in which such entity, during the time of your tenure as a trustee, you and/or your immediate family member(s) or person(s) living in your house had a financial interest or other relationship. If you are a member, director, officer or employee of an organization formally partnered with the school(s) that is/are doing business with the school(s) through a management or services agreement, please identify only the name of the organization, your position in the organization, and the relationship between such organization and the school(s). If there was no financial interest, write None.

Organization conducting business with the school(s)	Nature of business conducted	Approximate value of the business conducted	Name of Trustee and/or immediate family member of household holding an interest in the organization conducting business with the school(s) and the nature of the interest	Steps Taken to Avoid Conflict of Interest
<i>Please write "None" if applicable. Do not leave this space blank.</i>				
None				

Jack Minogue 7/7/17
 Signature Date

Please note that this document is considered a public record and as such, may be made available to members of the public upon request under the Freedom of Information Law. Personal contact information provided below will be redacted.


Business Telephone: N/A

Business Address: N/A

E-mail Address: _____

Home Telephone: _____

Home Address: _____



<p align="center">Disclosure of Financial Interest by a Current or Proposed Charter School Education Corporation Trustee</p>

Trustee Name:

Lawrence Miraldi

Name of Charter School Education Corporation (for an unmerged school, this is the Charter School Name):

New World Preparatory Charter School

1. List all positions held on the education corporation board (e.g., president, treasurer, parent representative).

Trustee / Board Member

2. Is the trustee an employee of any school operated by the Education Corporation?
 ___ Yes ☒ No

If **Yes**, for each school, please provide a description of the position(s) you hold, your responsibilities, your salary and your start date.

3. Is the trustee an employee or agent of the management company or institutional partner of the charter school(s) governed by the Education Corporation?

___ Yes ☒ No

If **Yes**, for each school, please provide a description of the position(s) you hold, your responsibilities, your salary and your start date.

4. Identify each interest/transaction (and provide the requested information) that you or any of your immediate family members or any persons who live with you in your house have held or engaged in with the charter school(s) governed by the Education Corporation during the time you have served on the board, and in the six-month period prior to such service. If there has been no such financial interest or transaction, write **None**. Please note that if you answered **Yes** to Questions 2-4 above, you need not disclose again your employment status, salary, etc.

Date(s)	Nature of Financial Interest/Transaction	Steps taken to avoid a conflict of interest, (e.g., did not vote, did not participate in discussion)	Name of person holding interest or engaging in transaction and relationship to yourself
None			

Please write "None" if applicable. Do not leave this space blank. None			
---	--	--	--

5. Identify each individual, business, corporation, union association, firm, partnership, committee proprietorship, franchise holding company, joint stock company, business or real estate trust, non-profit organization, or other organization or group of people doing business with the school(s) governed by the Education Corporation and in which such entity, during the time of your tenure as a trustee, you and/or your immediate family member(s) or person(s) living in your house had a financial interest or other relationship. If you are a member, director, officer or employee of an organization formally partnered with the school(s) that is/are doing business with the school(s) through a management or services agreement, please identify only the name of the organization, your position in the organization, and the relationship between such organization and the school(s). If there was no financial interest, write None.

Organization conducting business with the school(s)	Nature of business conducted	Approximate value of the business conducted	Name of Trustee and/or immediate family member of household holding an interest in the organization conducting business with the school(s) and the nature of the interest	Steps Taken to Avoid Conflict of Interest
Please write "None" if applicable. Do not leave this space blank.				
None				

Signature Lawrence Miraldi Date 7/7/17

Please note that this document is considered a public record and as such, may be made available to members of the public upon request under the Freedom of Information Law. Personal contact information provided below will be redacted.


Business Telephone: N/A

Business Address: N/A

E-mail Address: _____

Home Telephone: _____

Home Address: _____



<p align="center">Disclosure of Financial Interest by a Current or Proposed Charter School Education Corporation Trustee</p>

Trustee Name:

Arnold Obey

Name of Charter School Education Corporation (for an unmerged school, this is the Charter School Name):

New World Preparatory Charter School

1. List all positions held on the education corporation board (e.g., president, treasurer, parent representative).

trustee / member

2. Is the trustee an employee of any school operated by the Education Corporation?
 ___ Yes ☒ No

If **Yes**, for each school, please provide a description of the position(s) you hold, your responsibilities, your salary and your start date.

3. Is the trustee an employee or agent of the management company or institutional partner of the charter school(s) governed by the Education Corporation?

___ Yes ☒ No

If **Yes**, for each school, please provide a description of the position(s) you hold, your responsibilities, your salary and your start date.

4. Identify each interest/transaction (and provide the requested information) that you or any of your immediate family members or any persons who live with you in your house have held or engaged in with the charter school(s) governed by the Education Corporation during the time you have served on the board, and in the six-month period prior to such service. If there has been no such financial interest or transaction, write **None**. Please note that if you answered **Yes** to Questions 2-4 above, you need not disclose again your employment status, salary, etc.

Date(s)	Nature of Financial Interest/Transaction	Steps taken to avoid a conflict of interest, (e.g., did not vote, did not participate in discussion)	Name of person holding interest or engaging in transaction and relationship to yourself
None			

<i>Please write "None" if applicable. Do not leave this space blank.</i>			
None			

5. Identify each individual, business, corporation, union association, firm, partnership, committee proprietorship, franchise holding company, joint stock company, business or real estate trust, non-profit organization, or other organization or group of people doing business with the school(s) governed by the Education Corporation and in which such entity, during the time of your tenure as a trustee, you and/or your immediate family member(s) or person(s) living in your house had a financial interest or other relationship. If you are a member, director, officer or employee of an organization formally partnered with the school(s) that is/are doing business with the school(s) through a management or services agreement, please identify only the name of the organization, your position in the organization, and the relationship between such organization and the school(s). If there was no financial interest, write None.

Organization conducting business with the school(s)	Nature of business conducted	Approximate value of the business conducted	Name of Trustee and/or immediate family member of household holding an interest in the organization conducting business with the school(s) and the nature of the interest	Steps Taken to Avoid Conflict of Interest
<i>Please write "None" if applicable. Do not leave this space blank.</i>				
None				

Signature Arnold Obey Date 7/7/17

Please note that this document is considered a public record and as such, may be made available to members of the public upon request under the Freedom of Information Law. Personal contact information provided below will be redacted.


Business Telephone: N/A

Business Address: N/A

E-mail Address: _____

Home Telephone: _____

Home Address: _____



<p align="center">Disclosure of Financial Interest by a Current or Proposed Charter School Education Corporation Trustee</p>

Trustee Name:

Rev. Terry Troia

Name of Charter School Education Corporation (for an unmerged school, this is the Charter School Name):

New World Preparatory Charter School

1. List all positions held on the education corporation board (e.g., president, treasurer, parent representative).

2. Is the trustee an employee ^{Secretary} of any school operated by the Education Corporation?
 ___ Yes ___ ☒ No

If **Yes**, for each school, please provide a description of the position(s) you hold, your responsibilities, your salary and your start date.

3. Is the trustee an employee or agent of the management company or institutional partner of the charter school(s) governed by the Education Corporation?
 ___ Yes ___ ☒ No

If **Yes**, for each school, please provide a description of the position(s) you hold, your responsibilities, your salary and your start date.

4. Identify each interest/transaction (and provide the requested information) that you or any of your immediate family members or any persons who live with you in your house have held or engaged in with the charter school(s) governed by the Education Corporation during the time you have served on the board, and in the six-month period prior to such service. If there has been no such financial interest or transaction, write **None**. Please note that if you answered **Yes** to Questions 2-4 above, you need not disclose again your employment status, salary, etc.

Date(s)	Nature of Financial Interest/Transaction	Steps taken to avoid a conflict of interest, (e.g., did not vote, did not participate in discussion)	Name of person holding interest or engaging in transaction and relationship to yourself
None			

<i>Please write "None" if applicable. Do not leave this space blank.</i>			
None			

5. Identify each individual, business, corporation, union association, firm, partnership, committee proprietorship, franchise holding company, joint stock company, business or real estate trust, non-profit organization, or other organization or group of people doing business with the school(s) governed by the Education Corporation and in which such entity, during the time of your tenure as a trustee, you and/or your immediate family member(s) or person(s) living in your house had a financial interest or other relationship. If you are a member, director, officer or employee of an organization formally partnered with the school(s) that is/are doing business with the school(s) through a management or services agreement, please identify only the name of the organization, your position in the organization, and the relationship between such organization and the school(s). If there was no financial interest, write **None**.

Organization conducting business with the school(s)	Nature of business conducted	Approximate value of the business conducted	Name of Trustee and/or immediate family member of household holding an interest in the organization conducting business with the school(s) and the nature of the interest	Steps Taken to Avoid Conflict of Interest
<i>Please write "None" if applicable. Do not leave this space blank.</i>				
None				

Rev. Terry Troia

7/7/17

Signature

Date

Please note that this document is considered a public record and as such, may be made available to members of the public upon request under the Freedom of Information Law. Personal contact information provided below will be redacted.


Business Telephone: _____

Business Address: _____

E-mail Address: _____

Home Telephone: _____

Home Address: _____



**Disclosure of Financial Interest by a Current or Proposed Charter School
Education Corporation Trustee**

Trustee Name:

Peter J. Weinman, Esq.

Name of Charter School Education Corporation (for an unmerged school, this is the Charter School Name):

New World Preparatory

1. List all positions held on the education corporation board (e.g., president, treasurer, parent representative). trustee / Board Member

2. Is the trustee an employee of any school operated by the Education Corporation?
Yes No

If Yes, for each school, please provide a description of the position(s) you hold, your responsibilities, your salary and your start date.

3. Is the trustee an employee or agent of the management company or institutional partner of the charter school(s) governed by the Education Corporation?
Yes No

If Yes, for each school, please provide a description of the position(s) you hold, your responsibilities, your salary and your start date.

4. Identify each interest/transaction (and provide the requested information) that you or any of your immediate family members or any persons who live with you in your house have held or engaged in with the charter school(s) governed by the Education Corporation during the time you have served on the board, and in the six-month period prior to such service. If there has been no such financial interest or transaction, write None. Please note that if you answered Yes to Questions 2-4 above, you need not disclose again your employment status, salary, etc. None

Date(s)	Nature of Financial Interest/Transaction	Steps taken to avoid a conflict of interest, (e.g., did not vote, did not participate in discussion)	Name of person holding interest or engaging in transaction and relationship to yourself
<u>None</u>	<u>None</u>		

Please write "None" if applicable. Do not leave this space blank.			
---	--	--	--

5. Identify each individual, business, corporation, union association, firm, partnership, committee proprietorship, franchise holding company, joint stock company, business or real estate trust, non-profit organization, or other organization or group of people doing business with the school(s) governed by the Education Corporation and in which such entity, during the time of your tenure as a trustee, you and/or your immediate family member(s) or person(s) living in your house had a financial interest or other relationship. If you are a member, director, officer or employee of an organization formally partnered with the school(s) that is/are doing business with the school(s) through a management or services agreement, please identify only the name of the organization, your position in the organization, and the relationship between such organization and the school(s). If there was no financial interest, write None.

NONE

Organization conducting business with the school(s)	Nature of business conducted	Approximate value of the business conducted	Name of Trustee and/or Immediate family member of household holding an interest in the organization conducting business with the school(s) and the nature of the interest	Steps Taken to Avoid Conflict of Interest
Please write "None" if applicable. Do not leave this space blank.				
NONE				

Signature

Date

JUL 06 2017

Please note that this document is considered a public record and as such, may be made available to members of the public upon request under the Freedom of Information Law. Personal contact information provided below will be


Business Telephone

Business Address

E-mail Address:

Home Telephone

Home Address:



<p align="center">Disclosure of Financial Interest by a Current or Proposed Charter School Education Corporation Trustee</p>

Trustee Name:

Evlyn Williams

Name of Charter School Education Corporation (for an unmerged school, this is the Charter School Name):

New World Preparatory Charter School

1. List all positions held on the education corporation board (e.g., president, treasurer, parent representative).
2. Is the trustee an employee of any school operated by the Education Corporation?
 ____ Yes ☒ No

If **Yes**, for each school, please provide a description of the position(s) you hold, your responsibilities, your salary and your start date.

3. Is the trustee an employee or agent of the management company or institutional partner of the charter school(s) governed by the Education Corporation?
 ____ Yes ☒ No

If **Yes**, for each school, please provide a description of the position(s) you hold, your responsibilities, your salary and your start date.

4. Identify each interest/transaction (and provide the requested information) that you or any of your immediate family members or any persons who live with you in your house have held or engaged in with the charter school(s) governed by the Education Corporation during the time you have served on the board, and in the six-month period prior to such service. If there has been no such financial interest or transaction, write **None**. Please note that if you answered **Yes** to Questions 2-4 above, you need not disclose again your employment status, salary, etc.

Date(s)	Nature of Financial Interest/Transaction	Steps taken to avoid a conflict of interest, (e.g., did not vote, did not participate in discussion)	Name of person holding interest or engaging in transaction and relationship to yourself
None			

<i>Please write "None" if applicable. Do not leave this space blank.</i>			
None			

5. Identify each individual, business, corporation, union association, firm, partnership, committee proprietorship, franchise holding company, joint stock company, business or real estate trust, non-profit organization, or other organization or group of people doing business with the school(s) governed by the Education Corporation and in which such entity, during the time of your tenure as a trustee, you and/or your immediate family member(s) or person(s) living in your house had a financial interest or other relationship. If you are a member, director, officer or employee of an organization formally partnered with the school(s) that is/are doing business with the school(s) through a management or services agreement, please identify only the name of the organization, your position in the organization, and the relationship between such organization and the school(s). If there was no financial interest, write **None**.

Organization conducting business with the school(s)	Nature of business conducted	Approximate value of the business conducted	Name of Trustee and/or immediate family member of household holding an interest in the organization conducting business with the school(s) and the nature of the interest	Steps Taken to Avoid Conflict of Interest
<i>Please write "None" if applicable. Do not leave this space blank.</i>				
None				

Evlyn Williams
 Signature _____ Date 7/7/17 _____

Please note that this document is considered a public record and as such, may be made available to members of the public upon request under the Freedom of Information Law. Personal contact information provided below will be redacted.


Business Telephone: _____ N/A _____

Business Address: _____ N/A _____

E-mail Address: _____

Home Telephone: _____

Home Address: _____





Entry 9 BOT Table

Last updated: 07/16/2017

(tab across or use scroll bar at bottom of table)

1. Current Board Member Information

	Trustee Name	Email Addresses	Position on the Board	Committee Affiliations	Voting Member Per By-Laws? (Y/N)	Area of Expertise, and/or Additional Role at School (parent, staff member, etc.)	Number of Terms Served and Length of Each (Include election date and term expiration)	Number of Board Mtgs Attended during 2016-17?
1	John Tobin		Chair/Board President	Finance, Academic, Human Resources, Facilities	Yes	Education	2 terms, 7 years	9
2	Angelo Aponte		Vice Chair/Vice President	Finance, Academic, Human Resources, Strategic, Securities	Yes	Education	2 terms, 7 years	9
3	Terry Troia		Secretary	Finance and Academic	Yes	Community Relations	2 terms, 7 years	6

4	Denis Kelleher		Treasurer	Finance and Strategic	Yes	Finance	2 terms, 7 years	8
5	Carin Guarasci		Trustee/Member	Academic	Yes	Education	2 terms, 7 years	6
6	Jack Minogue		Trustee/Member	Human Resources	Yes	Education	2 terms, 7 years	7
7	Arnold Obey		Trustee/Member	Nominating	Yes	Education	1 term, 5 years	5 or less
8	Peter Weinman		Trustee/Member		Yes	Legal	2 terms, 6 years	8
9	Michael McVey		Trustee/Member	Academic	Yes	Education	1 term, 5 years	6
10	Bernard Lopez		Trustee/Member	Academic	Yes	Education	1 term, 5 years	8
11	Lawrence Miraldi		Trustee/Member	Academic	Yes	Education	1 term, 5 years	5 or less
12	Evlyn Williams		Parent Representative		Yes	Parent Representative	1 term, 1 year	6
13								
14								
15								
16								

17								
18								
19								
20								

2. Total Number of Members on June 30, 2016 12

3. Total Number of Members Joining the Board 2016-17 School Year 4

4. Total Number of Members Departing the Board during the 2016-17 School Year 1

5. Number of Voting Members 2016-17, as set by the by-laws, resolution or minutes 12

6. Number of Board Meetings Conducted in the 2016-17 School Year 9

7. Number of Board Meetings Scheduled for the [2017-18](#) School Year 12

Thank you.



Entry 11 Enrollment and Retention of Special Populations

Created: 07/16/2017 • Last updated: 08/01/2017

Instructions for Reporting Enrollment and Retention Strategies

Describe the efforts the charter school has made in 2016-2017 toward meeting targets to attract and retain enrollment of students with disabilities, English language learners, and students who are economically disadvantaged. In addition, describe the school's plans for meeting or making progress toward meeting its enrollment and retention targets in 2017-2018.

Recruitment/Attraction Efforts Toward Meeting Targets

	Describe Efforts Toward Meeting Recruitment Targets 2016-17)	Describe Plans Toward Meeting Recruitment Targets 2017-18)
Economically Disadvantaged	<p>New World Prep recruits its students from the North Shore communities of Staten Island such as Port Richmond, Mariners Harbor, West Brighton, New Brighton, and Park Hill, which have higher level of poverty as compared to other communities on Staten Island.</p> <p>We have met our target of serving the economically disadvantaged as indicated by our free and reduced percentage of 93.72% which demonstrates that our students come from homes which are considered economically disadvantaged. This is significantly higher then local school district #31, which had a free and reduced rate of 55.2%</p>	<p>We will continue to reach out to the Staten Island North shore communities. We will continue to expand our partnerships and outreach to local organizations and elementary schools that traditional provide services to families that are economically disadvantaged.</p> <p>We will continue efforts to have parent coordinators, PTO members, school guidance counselors and administrators attend informational session regarding our school services.</p>
English Language	<p>New World Prep works closely with Project Hospitality and El Centro, as well as other community organizations that serve both economically disadvantaged and the immigrant population. We met our targets of English Language Learners as indicated by the comparison between our school's ELL population and that of the school district. Our ELL population is 15.97% as compared to 5.0% for District #31. NWP's lottery has a preference, after siblings, to accept students who come from homes where English is not the primary language spoken.</p>	<p>We will continue to expand our outreach to various organizations and communities that serve families that speak other languages other than English.</p> <p>Promotional materials will continue to reflect the languages other then English, which we</p>

Learners	<p>The percentage of our students who come from homes where a language other than English is spoken is 54.5%</p> <p>NWP had 125 available seats for incoming 6th grade. This year 39 siblings were accepted. The remaining 81 seats were filled by students who met the school's lottery preference criteria of coming from a home where English is not the first language spoken.</p>	<p>serve.</p> <p>Additionally, our Open Houses and school tours will continue to provide translators and materials that reflect the languages of the families that attend to the degree possible.</p>
Students with Disabilities	<p>The data indicates that we make significant outreach to families who have children with disabilities. This year 27.49% of New World Prep's students had IEP's. This figure surpassed District #31 by more than 5%. In District #31, 22% of its students have IEP's.</p> <p>We ensure in our recruitment materials and process that all interested families are aware that all applicants regardless of disability can attend New World Prep.</p> <p>At our Open House activities, Lottery and student registration, staff is available to meet with families to discuss their child's IEP. This allowed families who have children with a disability to be fully aware of the services their child will receive at New World Prep.</p>	<p>We will continue to inform families through our recruitment materials, during On-Site School visits to our feeder schools, PTO meetings and other Parent organizations, at our Open Houses, and throughout the application and registration process of NWP admission policy and the services and academic program available for students with disabilities.</p> <p>All elements of our recruitment process indicate our admission policy informs families that when seeking admission to our school we do not discriminate against or limit the admission of any student on any lawful basis, including on the basis of ethnicity, national origin, gender, disability, intellectual ability, measures of achievement or aptitude, athletic ability, race, creed, national origin, religion or ancestry.</p>

Retention Efforts Toward Meeting Targets

	Describe Efforts Toward Meeting Retention Targets 2016-17)	Describe Plans Toward Meeting Retention Targets 2017-18)
	<p>At the end of the 2016-17 school year NWP had a 96.8% retention rate for those students who were identified as coming from homes that are considered economically disadvantaged. 95% of our student population came from homes that are considered economically disadvantaged.</p> <p>NWP provides a rigorous academic program with a strong social emotional component to support student process. We have a comprehensive intervention program that supports all students and maximizes opportunity for academic progress.</p>	

Economically Disadvantaged

In order to support our families in remaining at New World Prep, the school held Parent Orientation meetings and Back to School Night at the beginning of the school year to familiarize our families with the school culture and ways they could receive support throughout the school year.

The Coordinator of Parent Academy designed seminars/workshops that were held throughout the school year, which enabled a stronger working relationship between the work their child does in the school and ways the family can give support at home. A strong component to these seminars/workshops was the emphasis on the social emotional development of the child and family. These programs are offered in both English and Spanish.

The school's PTO is designed to build communication between the home and the school and also provide support and information on topics that are relevant to the family needs. At the monthly meetings guest speakers from community based organizations attend the PTO meeting to provide information and to answer questions regarding how to access supports for the family..

Again meetings are both in English and Spanish.

We had our Second Annual Community Fair, which provided our NWP families the opportunity to meet and get information from local service organizations and their elected officials about events and services they offer.

An Immigration Forum was held which provided our families with information about the rights of immigrants.

We will continue to serve our students and their families who are considered economically disadvantaged through the same process as the past year, which successfully allowed our students and families to be supported by the school.

Our students will continue to be supported by our rigorous academic program and the strong social emotional component that supports student progress. Students will continue to be supported by our comprehensive intervention program.

Our families will continue have the opportunity to be supported through our Parent Academy, the Parent Teacher Organization (PTO), Community Fair, etc.

A family survey will be conducted to allow our families to express areas they want support in order to be successful at New World prep.

Services will continue to be provided in both in English and Spanish. This includes all written materials.

At the end of the school year our retention rate for our ELL students was 94%.

The ELL Coordinator and ELL Teachers provided academic support for our ELL population.

English Language Learners	<p>NWP provides a rigorous academic program with a strong social emotional component to support student process. We have a comprehensive intervention program that supports all students and maximizes opportunity for academic progress.</p> <p>The Coordinator of the Parent Academy held seminars/workshops to support our parents and families who come from homes where English is not the first language spoken.</p> <p>The Coordinator of the Parent Academy served as a liaison for these families to insure good mutual communication occurs between the home and the school.</p> <p>All school wide events were either done in either Spanish or English or the meeting was translated from English to Spanish. Translators are available for all of the various types of school meetings.</p> <p>All school materials are available in both English and Spanish.</p>	<p>New World Prep will continue to provide the services we provided last year. Our students will continue to be supported by our rigorous academic program and the strong social emotional component that supports student progress. Students will continue to be supported by our comprehensive intervention program.</p> <p>The Parent Academy will design more targeted workshops based upon this population's needs.</p> <p>In recruitment of staff, which includes instructional, guidance, administrative and operations, we seek to have more staff who speak both English and Spanish.</p>
Students with Disabilities	<p>During this school year staff received school wide professional development which providing teachers effective instructional strategies to use with their special education students.</p> <p>The Special Education Coordinator regularly met with the grade level teams to address ways to best implement strategies that support their academic growth and personal development of the special education students IEP's.</p> <p>The Special Education Coach provided additional training for staff.</p> <p>A structure existed to provide individual support to special education students, in addition to guidance, by each student having a Special Education Case Manager assigned to them. These SPED Case Managers meet regularly review the needs of their students.</p>	<p>New World Prep will continue to provide the services they did during the 2016-17. These practices have successfully supported the retention of our students with disabilities.</p> <p>The school will again develop the support structure for each Special Education student to have a Case Manager who oversees the implementation of their IEP. The case manager works with the families, the student, and teachers, along with the Coordinator of Special Education and the guidance counselor, to insure there is good communication regarding services and any needed changes to these services.</p> <p>The Special Education Coach will continue to work with the teachers in their support of their special education student's needs.</p>



Entry 12 Classroom Teacher and Administrator Attrition

Created: 07/16/2017 • Last updated: 08/01/2017

Report changes in teacher and administrator staffing.

Instructions for completing the Classroom Teacher and Administrator Attrition Tables

Charter schools must complete the two tables named 2016-2017 Classroom Teacher and Administrator Attrition to report changes in teacher and administrator staffing in 2016-2017. Please provide the full time equivalent (FTE) of staff on June 30, 2016; the FTE for any departed staff from July 1, 2016 through June 30, 2017; the FTE for added staff from July 1, 2016 through June 30, 2017; and the FTE of staff added in newly created positions from July 1, 2016 through June 30, 2017 using the two tables provided.

Classroom Teacher Attrition Table

	FTE Classroom Teachers on June 30, 2016	FTE Classroom Teachers Departed 7/1/16 - 6/30/17	FTE Classroom Teachers Filling Vacant Positions 7/1/16 - 6/30/17	FTE Classroom Teachers Added in New Positions 7/1/16 - 6/30/17	FTE of Classroom Teachers on June 30, 2017
	36	11	1	3	38

Administrator Position Attrition Table

	FTE Administrative Positions on June 30, 2016	FTE Administrators Departed 7/1/16 - 6/30/17	FTE Administrators Filling Vacant Positions 7/1/16 - 6/30/17	FTE Administrators Added in New Positions 7/1/16 - 6/30/17	FTE Administrative Positions on June 30, 2017
	4	0	0	1	5

Thank you

NEW WORLD PREP

2017-2018 Academic Calendar

Summer School	Tuesday, July 11 th – Friday, August 4 th , 2017
Teacher Pre-Service	Monday, August 21 st – Friday, September 1 th , 2017
School Closed – Labor Day	Monday, September 4 th , 2017
First Day of School	Tuesday, September 5 th , 2017
School Closed – Rosh Hashanah	Thursday, September 21 st , 2017
School Closed – Rosh Hashanah	Friday, September 22 nd , 2017
School Closed – Columbus Day	Monday, October 9 th , 2017
School Closed – PD for Teachers	Tuesday, November 7 th , 2017
School Closed – Thanksgiving Recess	Wednesday, November 22 nd – Friday, November 24 th , 2017
School Closed – Thanksgiving Recess	Monday, December 25 th , 2017– Friday, January 5 th , 2018
School Closed – Winter Recess	Monday, January 15 th , 2018
School Closed – Martin Luther King Jr.	Friday, February 16 th , 2018
School Closed – Chinese New Year	Monday, February 19 th – Friday, February 23 rd , 2018
School Closed – Midwinter Recess	Friday, March 30 th Friday, April 6 th , 2018
School Closed – Spring Recess	Monday, May 28 th , 2018
School Closed – Memorial Day	Friday, June 15 th , 2018
School Closed – Eid al-Fitr	Tuesday, June 26 th , 2018
Last Day of School	Friday, June 29 th , 2018
Last Day for Teachers	