



Entry 1 School Information and Cover Page

Created: 07/05/2018 • Last updated: 08/01/2018

Please be advised that you will need to complete this cover page (including signatures) before all of the other tasks assigned to you by your authorizer are visible on your task page. While completing this task, please ensure that you select the correct authorizer **(as of June 30, 2018)** or you may not be assigned the correct tasks.

a. SCHOOL NAME NEW YORK CITY CS OF THE ARTS (SUNY TRUSTEES)

(Select name from the drop down menu)

b. CHARTER AUTHORIZER (As of June 30th, 2018) SUNY-Authorized Charter School

(For technical reasons, please re-select authorizer name from the drop down menu).

c. DISTRICT / CSD OF LOCATION NYC CSD 2

d1. SCHOOL INFORMATION

	PRIMARY ADDRESS	PHONE NUMBER	FAX NUMBER	EMAIL ADDRESS
	440 West 53rd Street New York, NY 10019			

d2. PHONE CONTACT NUMBER FOR AFTER HOURS EMERGENCIES

Contact Name	Jamie Davidson
Title	Principal
Emergency Phone Number (###-###-####)	

e. SCHOOL WEB ADDRESS (URL) <http://www.cityschoolofthearts.org>

f. DATE OF INITIAL CHARTER 01/2016

g. DATE FIRST OPENED FOR INSTRUCTION 08/2016

i. TOTAL ENROLLMENT ON JUNE 30, 2018 165

j. GRADES SERVED IN SCHOOL YEAR 2017-18

Check all that apply

Grades Served	6, 7
---------------	------

k1. DOES THE SCHOOL CONTRACT WITH A CHARTER OR EDUCATIONAL MANAGEMENT ORGANIZATION? No

11. FACILITIES

Does the school maintain or operate multiple sites?

	No, just one site.
--	--------------------

12. SCHOOL SITES

Please list the sites where the school will operate for the upcoming school year.

	Physical Address	Phone Number	District/CSD	Grades Served at Site (K-5, 6-9, etc.)	Receives Rental Assistance	Rental Assistance for Which Grades (write N/A if applicable)
Site 1 (same as primary site)	26 Broadway, New York, NY 10004		NYC CSD 2	6-8	Yes	6-8
Site 2						
Site 3						

I2a. Please provide the contact information for Site 1.

	Name	Work Phone	Alternate Phone	Email Address
School Leader	Jamie Davidson			
Operational Leader	Melissa Andrews			
Compliance Contact	Jamie Davidson			
Complaint Contact	Jamie Davidson			
DASA Coordinator	Kristen O'Donnell			

m1. Are any sites in co-located space? If yes, please proceed to the next question. No

IF LOCATED IN PRIVATE SPACE IN NYC OR DISTRICTS OUTSIDE NYC

m3. Upload a current Certificate of Occupancy (COO) for each school site that is located in private space in NYC or located outside of NYC. Except for schools in district space (co-location space), school must provide a copy of the annual fire inspection report.

Site 1 Certificate of Occupancy (COO)

<https://nysed-cso-reports.fluidreview.com/resp/17427155/yFPTXS6fVy/>

Site 1 Fire Inspection Report

(No response)

Site 2 Certificate of Occupancy

(No response)

Site 2 Fire Inspection Report

(No response)

Site 3 Certificate of Occupancy

(No response)

Site 3 Fire Inspection Report

(No response)

n1. Were there any revisions to the school's charter during the 2017-18 school year? (Please include approved or pending material and non-material charter revisions).

No


o. Name and Position of Individual(s) Who Completed this Annual Report.

Melissa Andrews, Director of Operations

p. Our signatures (Head of School and Board President) below attest that all of the information contained herein is truthful and accurate and that this charter school is in compliance with all aspects of its charter, and with all pertinent Federal, State, and local laws, regulations, and rules. We understand that if any information in any part of this report is found to have been deliberately misrepresented, that will constitute grounds for the revocation of our charter. Check **YES if you agree and then use the mouse on your PC or the stylist on your mobile device to sign your name).**

Yes

Signature, Head of Charter School

A handwritten signature in black ink, consisting of a large, stylized 'M' followed by a series of loops and a long horizontal stroke.

Signature, President of the Board of Trustees

A handwritten signature in black ink, appearing to be 'D. Paul'.A handwritten signature in black ink, appearing to be 'A. ...'.

Date

2018/08/01

Thank you.



July 26, 2018

RE: Certificate of Occupancy and Fire Inspection Certificate

New York City Charter School of the Arts will be moving into its new facility, located at 26 Broadway, New York, NY 10004, in August 2018. At this time, the Certificate of Occupancy and Fire Inspection Certificate for this site are unavailable. These documents will be included in the school's Annual Report Update.



Entry 2 NYS School Report Card Link

Last updated: 07/20/2018

NEW YORK CITY CS OF THE ARTS (SUNY TRUSTEES)

1. CHARTER AUTHORIZER (As of June 30th, 2018)

SUNY-Authorized Charter School

(For technical reasons, please re-select authorizer name from the drop down menu).

2. NEW YORK STATE REPORT CARD

Provide a direct URL or web link to the most recent New York State School Report Card for the charter school (See <https://reportcards.nysed.gov/>).

(Charter schools completing year one will not yet have a School Report Card or link to one. Please type "URL is not available" in the space provided).

<https://data.nysed.gov/reportcard.php?instid=800000086904&year=2017&createreport=1&allchecked=1&enrollment=1&freelunch=1&attendance=1&suspensions=1&teacherqual=1&staffcounts=1&38ELA=1&38MATH=1&naep=1&elemELA=1&elemMATH=1&unweighted=1>



Entry 4 Expenditures per Child

Last updated: 07/26/2018

NEW YORK CITY CS OF THE ARTS (SUNY TRUSTEES)Section Heading

Financial Information

This information is required of ALL charter schools. Provide the following measures of fiscal performance of the charter school in Appendix B (Total Expenditures and Administrative Expenditures Per Child):

1. Total Expenditures Per Child

To calculate '**Total Expenditures per Child**' take total expenditures (from the unaudited 2017-18 Schedule of Functional Expenses) and divide by the year end FTE student enrollment. (Integers Only. No dollar signs or commas).

Note: *The information on the Schedule of Functional Expenses on pages 41-43 of the Audit Guide can help schools locate the amounts to use in the two per pupil calculations:* <http://www.p12.nysed.gov/psc/AuditGuide.html>

Line 1: Total Expenditures	3446705
Line 2: Year End FTE student enrollment	166
Line 3: Divide Line 1 by Line 2	20738

2. Administrative Expenditures per Child

To calculate **'Administrative Expenditures per Child'** To calculate "Administrative Expenditures per Child" first *add* together the following:

1. Take the relevant portion from the 'personnel services cost' row and the 'management and general' column (from the unaudited 2017-18 Schedule of Functional Expenses)
2. Any contracted administrative/management fee paid to other organizations or corporations
3. Take the total from above and divide it by the year-end FTE enrollment. The relevant portion that must be included in this calculation is defined as follows:

Administrative Expenditures: Administration and management of the charter school includes the activities and personnel of the offices of the chief school officer, the finance or business offices, school operations personnel, data management and reporting, human resources, technology, etc. It also includes those administrative and management services provided by other organizations or corporations on behalf of the charter school for which the charter school pays a fee or other compensation. Do not include the FTE of personnel whose role is to directly support the instructional program.

Notes:
The information on the Schedule of Functional Expenses on pages 41-43 of the Audit Guide can help schools locate the amounts to use in the two per pupil calculations:
<http://www.p12.nysed.gov/psc/AuditGuide.html>.
Employee benefit costs or expenditures should not be reported in the above calculations.

Line 1: Relevant Personnel Services Cost (Row)	228893
Line 2: Management and General Cost (Column)	251393
Line 3: Sum of Line 1 and Line 2	480286
Line 5: Divide Line 3 by the Year End FTE student enrollment	2890

Thank you.



Charter Schools Institute
The State University of New York

GENERAL INSTRUCTIONS FOR ANNUAL BUDGET/QUARTERLY REPORT

TEMPLATE TABS

1- GRAY tab contains the Instructions




Instructions	Provides description of tabs and input requirements.
Funding by District	Charter School Tuition Rates

2- BLUE tabs require input of information

1.) Name of School	>Select school name from list. >Enter contact information.
2.) Enrollment	Enter enrollment information for Annual Budget (& Revisions) and Quarterly Actuals. Includes: >Enrollment by Grade >Enrollment by District
3.) Staffing Plan	Enter staffing plan information for Annual Budget (& Revisions) and Quarterly Actuals. Includes: >Full Time Equivalent (FTE), by Position Category, By Quarter
4.) Yearly Budget	Enter Yearly Budget information. Includes: >"Pior Year" column may be completed based upon preliminary data, and adjusted with Annual Audited data when the Quarter 2 Actuals are being submitted. (Note: Quarterly Revenue allocation may be set) >Budgeted Enrollment data and Per Pupil Revenue for the current year are populated based upon input on tab "2.) Enrollment." >Budgeted FTE for current year is populated based upon input on tab "3.) Staffing Plan." >All other sources of revenue >All expenses >Budget Revisions, as necessary and <i>approved</i> by the school's Board of Directors, should be submitted when submitting Quarterly Actuals
5.) Balance Sheet	Enter Balance Sheet information for EdCorps. Separate schools merged into a primary EdCorp should NOT use this tab. >"Pior Year" column may be completed based upon preliminary data, and adjusted with Annual Audited data when the Quarter 2 Actuals are being submitted.

6.) Quarterly Report	Enter Actual Quarterly Report information . Includes: >Actual Enrollment data and Per Pupil Revenue for the current year are populated based upon input on tab "2.) Enrollment." >Actual FTE for current year is populated based upon input on tab "3.) Staffing Plan." >All other sources of revenue >All expenses
7.) Annual Report Requirement	Complete when submitting Actual Quarter 4.

CELL COLORS & GUIDANCE COMMENTS

-  = Enter information into the light BLUE shaded cells.
-  = Cells labeled in ORANGE contain guidance regarding the input of information.
-  = Cells containing RED triangles in the upper right corner contain "guidance comments" on that particular line item. Please "mouse-over" the triangle to reveal each comment.

Ver. 20180531

Charter Funding Alphabetical By NYS School District
*** (Sum of Charter School Basic Tuition and Supplemental Basic Tuition)**



ANNUAL BUDGET & QUARTERLY REPORT TEMPLATE

New York City Charter School of the Arts

SCHOOL

Name:	New York City Charter School of the Arts
-------	------------------------------------------

CONTACT INFORMATION

Contact Name:	Jamie Davidson
Contact Title:	Principal
Contact Email:	
Contact Phone:	

REPORT PERIOD

Current Academic Year:	2018-19
Prior Academic Year:	2017-18

2018-19

ENROLLMENT BY GRADES

GRADES	K	1	2	3	4	5	6	7
INITIAL BUDGETED ENROLLMENT							97	97
TOTAL ENROLLMENT = 291								

ENROLLMENT BY DISTRICT

[illegible]

[illegible]

WORK CITY CHARTER SCHOOL OF
2018-19

NEW YORK CITY CHARTER SCHOOL OF THE ARTS
2018-19

PLAN - FULL TIME EQUIVALENT

STAFFING PLAN - FULL TIME EQUIVALENT ("FTE")

***NOTE:** Enter the number of FTE positions in the "blue" cells.

***NOTE:** Enter the number of FTE positions in the "blue" cells.

***NOTE:** If there are NO budget revisions at the time of quarterly submittal leave the 'REVISED' Column(s) COMPLETELY BLANK.

***NOTE:**

ADMINISTRATIVE PERSONNEL FTE	ADMINISTRATIVE PERSONNEL FTE
Executive Management	Executive Management
Instructional Management	Instructional Management
Deans, Directors & Coordinators	Deans, Directors & Coordinators
CFO / Director of Finance	CFO / Director of Finance
Operation / Business Manager	Operation / Business Manager
Administrative Staff	Administrative Staff
TOTAL ADMINISTRATIVE STAFF	TOTAL ADMINISTRATIVE STAFF

PRIOR YEAR
2017-18
ACTUAL
1.0
1.0
4.0
1.0
2.0
9.0

ANNUAL BUDGETED FTE							
Q1		Q2		Q3		Q4	
Original	Revised	Original	Revised	Original	Revised	Original	Revised
1.0		1.0		1.0		1.0	
7.0		7.0		7.0		7.0	
2.0		2.0		2.0		2.0	
2.0		2.0		2.0		2.0	
12.0	0.0	12.0	0.0	12.0	0.0	12.0	0.0

INSTRUCTIONAL PERSONNEL FTE	INSTRUCTIONAL PERSONNEL FTE
Teachers - Regular	Teachers - Regular
Teachers - SPED	Teachers - SPED
Substitute Teachers	Substitute Teachers
Teaching Assistants	Teaching Assistants
Specialty Teachers	Specialty Teachers
Aides	Aides
Therapists & Counselors	Therapists & Counselors
Other	Other
TOTAL INSTRUCTIONAL	TOTAL INSTRUCTIONAL

PRIOR YEAR
2017-18
ACTUAL
7.0
2.0
3.0
1.0
13.0

ANNUAL BUDGETED FTE							
Q1		Q2		Q3		Q4	
Original	Revised	Original	Revised	Original	Revised	Original	Revised
13.0		13.0		13.0		13.0	
4.0		4.0		4.0		4.0	
6.0		6.0		6.0		6.0	
2.0		2.0		2.0		2.0	
25.0	0.0	25.0	0.0	25.0	0.0	25.0	0.0

NON-INSTRUCTIONAL PERSONNEL FTE	NON-INSTRUCTIONAL PERSONNEL FTE
Nurse	Nurse
Librarian	Librarian
Custodian	Custodian
Security	Security
Other	Other
TOTAL NON-INSTRUCTIONAL	TOTAL NON-INSTRUCTIONAL

PRIOR YEAR
2017-18
ACTUAL
1.0
1.0

ANNUAL BUDGETED FTE							
Q1		Q2		Q3		Q4	
Original	Revised	Original	Revised	Original	Revised	Original	Revised
2.0		2.0		2.0		2.0	
2.0	0.0	2.0	0.0	2.0	0.0	2.0	0.0

TOTAL PERSONNEL SERVICE FTE	TOTAL PERSONNEL SERVICE FTE
-----------------------------	-----------------------------

23.0

39.0	0.0	39.0	0.0	39.0	0.0	39.0	0.0
------	-----	------	-----	------	-----	------	-----

ORK CITY CHARTER SCHOOL OF
2018-19

PLAN - FULL TIME EQUIVALE

***NOTE:** Enter the number of FTE positions in the "blue" cells.

ld be input.

***NOTE:** State the assumptions that are being made for personnel FTE levels.

ADMINISTRATIVE PERSONNEL FTE	
	Q4
	Actual
Executive Management	
Instructional Management	
Deans, Directors & Coordinators	
CFO / Director of Finance	
Operation / Business Manager	
Administrative Staff	
TOTAL ADMINISTRATIVE STAFF	0.0

Description of Assumptions
All Deans and Directors
DOO & Associate
Office Manager, receptionist & Special Assistant

INSTRUCTIONAL PERSONNEL FTE	
	Q4
	Actual
Teachers - Regular	
Teachers - SPED	
Substitute Teachers	
Teaching Assistants	
Specialty Teachers	
Aides	
Therapists & Counselors	
Other	
TOTAL INSTRUCTIONAL	0.0

Description of Assumptions
4 ICT Teachers
Ensemble teachers, choir and fitness
2 Social Workers

NON-INSTRUCTIONAL PERSONNEL FTE	
	Q4
	Actual
Nurse	
Librarian	
Custodian	
Security	
Other	
TOTAL NON-INSTRUCTIONAL	0.0

Description of Assumptions
Food Service Coordinator & Server

TOTAL PERSONNEL SERVICE FTE	0.0
-----------------------------	-----

--

		NEW YORK CITY CHARTER SCHOOL OF THE ARTS Budget / Operating Plan 2018-19							
Total Revenue		-	1,802,430	-	-	1,817,886	-	-	1,691,696
Total Expenses		-	1,423,848	-	-	1,679,738	-	-	1,645,410
Net Income		-	378,583	-	-	138,148	-	-	46,286
Actual Student Enrollment		166	291	-	-	291	-	-	291
		Prior Year Actual 2017-18 Revenue Per Pupil	1st Quarter - 7/1 - 9/30			2nd Quarter - 10/1 - 12/31			3rd Quarter - 1/1 - 3/31
			Original Budget	Revised Budget	Variance	Original Budget	Revised Budget	Variance	Original Budget
REVENUE		Allocate Per Pupil Revenue by Quarter	*NOTE: If there are NO budget revisions at the time of quarterly submittal leave If budget revisions ARE made, the entire "REVISED" budget columns for the affected quarter will be revised.						
REVENUES FROM STATE SOURCES		2018-19 Per Pupil Revenue Per Pupil Rate	PPR %/Qtr->	25.0%	25.0%	25.0%	25.0%	25.0%	25.0%
NYC CHANCELLOR'S OFFICE		15,307		1,113,584	-	-	1,113,584	-	-
-		-		-	-	-	-	-	-
-		-		-	-	-	-	-	-
-		-		-	-	-	-	-	-
-		-		-	-	-	-	-	-
-		-		-	-	-	-	-	-
-		-		-	-	-	-	-	-
-		-		-	-	-	-	-	-
-		-		-	-	-	-	-	-
-		-		-	-	-	-	-	-
-		-		-	-	-	-	-	-
-		-		-	-	-	-	-	-
-		-		-	-	-	-	-	-
-		-		-	-	-	-	-	-
-		-		-	-	-	-	-	-
-		-		-	-	-	-	-	-
ALL OTHER School Districts: (Weighted Avg)		-		-	-	-	-	-	-
TOTAL Per Pupil Revenue (Weighted Average Per Pupil Funding)		15,307	-	1,113,584	-	-	1,113,584	-	-
Special Education Revenue				185,193		-	185,193		-
Grants									
Stimulus					-			-	
DYCD (Department of Youth and Community Development)					-			-	
Other					-			-	
NYC DoE Rental Assistance				294,840			294,840		294,840
Other				268		-	804		804
TOTAL REVENUE FROM STATE SOURCES			-	1,593,885	-	-	1,594,421	-	1,594,421
REVENUE FROM FEDERAL FUNDING									
IDEA Special Needs				-		-	26,190		-
Title I				5,966		-	17,897		17,897
Title Funding - Other				477		-	1,432		1,432
School Food Service (Free Lunch)				6,753		-	20,258		20,258
Grants									

NEW YORK CITY CHARTER SCHOOL OF THE ARTS Budget / Operating Plan 2018-19								
Total Revenue	-	1,802,430	-	-	1,817,886	-	-	1,691,696
Total Expenses	-	1,423,848	-	-	1,679,738	-	-	1,645,410
Net Income	-	378,583	-	-	138,148	-	-	46,286
Actual Student Enrollment	166	291	-	-	291	-	-	291
	Prior Year Actual 2017-18 Revenue Per Pupil	1st Quarter - 7/1 - 9/30			2nd Quarter - 10/1 - 12/31			3rd Quarter - 1/1 - 3/31
		Original Budget	Revised Budget	Variance	Original Budget	Revised Budget	Variance	Original Budget
Charter School Program (CSP) Planning & Implementation				-			-	
Other				-			-	
Other				-			-	
TOTAL REVENUE FROM FEDERAL SOURCES	-	13,195	-	-	65,776	-	-	39,586
LOCAL and OTHER REVENUE								
Contributions and Donations		180,000		-	130,000		-	30,000
Fundraising		-		-	-		-	-
Erate Reimbursement		9,180		-	9,180		-	9,180
Earnings on Investments		-		-	-		-	-
Interest Income		-		-	-		-	-
Food Service (Income from meals)		6,170		-	18,509		-	18,509
Text Book		-		-	-		-	-
OTHER		-		-	-		-	-
TOTAL REVENUE FROM LOCAL and OTHER SOURCES	-	195,350	-	-	157,689	-	-	57,689
TOTAL REVENUE	-	1,802,430	-	-	1,817,886	-	-	1,691,696

			NEW YORK CITY CHARTER SCHOOL OF THE ARTS							
			Budget / Operating Plan							
			2018-19							
Total Revenue			-	1,802,430	-	-	1,817,886	-	-	1,691,696
Total Expenses			-	1,423,848	-	-	1,679,738	-	-	1,645,410
Net Income			-	378,583	-	-	138,148	-	-	46,286
Actual Student Enrollment			166	291	-	-	291	-	-	291
			Prior Year Actual 2017-18 Revenue Per Pupil	1st Quarter - 7/1 - 9/30			2nd Quarter - 10/1 - 12/31			3rd Quarter - 1/1 - 3/31
				Original Budget	Revised Budget	Variance	Original Budget	Revised Budget	Variance	Original Budget
EXPENSES										
ADMINISTRATIVE STAFF PERSONNEL COSTS										
	Avg. No. of Positions									
Executive Management	1.00			31,250		-	31,250		-	31,250
Instructional Management	-			-		-	-		-	-
Deans, Directors & Coordinators	7.00			157,750		-	157,750		-	157,750
CFO / Director of Finance	-			-		-	-		-	-
Operation / Business Manager	2.00			43,750		-	43,750		-	43,750
Administrative Staff	2.00			32,500		-	32,500		-	32,500
TOTAL ADMINISTRATIVE STAFF	12.00		-	265,250	-	-	265,250	-	-	265,250
INSTRUCTIONAL PERSONNEL COSTS										
Teachers - Regular	13.00			120,890		-	241,780		-	241,780
Teachers - SPED	4.00			37,958		-	75,916		-	75,916
Substitute Teachers	-			-		-	-		-	-
Teaching Assistants	-			-		-	-		-	-
Specialty Teachers	6.00			60,250		-	120,500		-	120,500
Aides	-			-		-	-		-	-
Therapists & Counselors	2.00			20,250		-	40,500		-	40,500
Other	-			-		-	-		-	-
TOTAL INSTRUCTIONAL	25.00		-	239,348	-	-	478,696	-	-	478,696
NON-INSTRUCTIONAL PERSONNEL COSTS										
Nurse	-					-			-	
Librarian	-					-			-	
Custodian	-					-			-	
Security	-					-			-	
Other	2.00			26,750		-	26,750		-	26,750
TOTAL NON-INSTRUCTIONAL	2.00		-	26,750	-	-	26,750	-	-	26,750
SUBTOTAL PERSONNEL SERVICE COSTS										
	39.00		-	531,348	-	-	770,696	-	-	770,696
PAYROLL TAXES AND BENEFITS										
Payroll Taxes				67,301		-	67,301		-	67,301
Fringe / Employee Benefits				72,507		-	72,507		-	72,507

		NEW YORK CITY CHARTER SCHOOL OF THE ARTS Budget / Operating Plan 2018-19							
Total Revenue		-	1,802,430	-	-	1,817,886	-	-	1,691,696
Total Expenses		-	1,423,848	-	-	1,679,738	-	-	1,645,410
Net Income		-	378,583	-	-	138,148	-	-	46,286
Actual Student Enrollment		166	291	-	-	291	-	-	291
		Prior Year Actual 2017-18 Revenue Per Pupil	1st Quarter - 7/1 - 9/30			2nd Quarter - 10/1 - 12/31			3rd Quarter - 1/1 - 3/31
			Original Budget	Revised Budget	Variance	Original Budget	Revised Budget	Variance	Original Budget
Retirement / Pension			-		-	-		-	-
TOTAL PAYROLL TAXES AND BENEFITS		-	139,808	-	-	139,808	-	-	139,808
TOTAL PERSONNEL SERVICE COSTS	39.00	-	671,156	-	-	910,504	-	-	910,504
CONTRACTED SERVICES									
Accounting / Audit			36,250		-	36,250		-	36,250
Legal			6,250		-	6,250		-	6,250
Management Company Fee			-		-	-		-	-
Nurse Services			-		-	-		-	-
Food Service / School Lunch			-		-	-		-	-
Payroll Services			15,180		-	15,180		-	15,180
Special Ed Services			1,000		-	3,000		-	3,000
Titlement Services (i.e. Title I)			8,500		-	-		-	-
Other Purchased / Professional / Consulting			14,750		-	18,750		-	22,422
TOTAL CONTRACTED SERVICES		-	81,930	-	-	79,430	-	-	83,102

	NEW YORK CITY CHARTER SCHOOL OF THE ARTS Budget / Operating Plan 2018-19							
Total Revenue	-	1,802,430	-	-	1,817,886	-	-	1,691,696
Total Expenses	-	1,423,848	-	-	1,679,738	-	-	1,645,410
Net Income	-	378,583	-	-	138,148	-	-	46,286
Actual Student Enrollment	166	291	-	-	291	-	-	291
	Prior Year Actual 2017-18 Revenue Per Pupil	1st Quarter - 7/1 - 9/30			2nd Quarter - 10/1 - 12/31			3rd Quarter - 1/1 - 3/31
		Original Budget	Revised Budget	Variance	Original Budget	Revised Budget	Variance	Original Budget
SCHOOL OPERATIONS								
Board Expenses		200		-	600		-	600
Classroom / Teaching Supplies & Materials		23,331		-	40,353		-	9,908
Special Ed Supplies & Materials		917		-	1,583		-	250
Textbooks / Workbooks		4,278		-	7,389		-	1,167
Supplies & Materials other		-		-	-		-	-
Equipment / Furniture		4,000		-	4,000		-	4,000
Telephone		1,960		-	1,960		-	1,960
Technology		20,858		-	20,858		-	20,858
Student Testing & Assessment		2,500		-	2,500		-	2,500
Field Trips		7,900		-	23,700		-	23,700
Transportation (student)		2,640		-	7,920		-	7,920
Student Services - other		4,300		-	12,900		-	12,900
Office Expense		14,125		-	14,125		-	14,125
Staff Development		19,750		-	31,750		-	31,750
Staff Recruitment		6,250		-	6,250		-	6,250
Student Recruitment / Marketing		1,500		-	4,500		-	4,500
School Meals / Lunch		14,200		-	42,599		-	42,599
Travel (Staff)		625		-	625		-	625
Fundraising		625		-	625		-	625
Other		2,590		-	2,590		-	2,590
TOTAL SCHOOL OPERATIONS	-	132,547	-	-	226,827	-	-	188,827
FACILITY OPERATION & MAINTENANCE								
Insurance		17,500		-	17,500		-	17,500
Janitorial		5,242		-	15,725		-	15,725
Building and Land Rent / Lease / Facility Finance Interest		308,012.88		-	312,213		-	312,213
Repairs & Maintenance		106,250		-	6,250		-	6,250
Equipment / Furniture		4,000		-	4,000		-	4,000
Security		5,040		-	15,120		-	15,120
Utilities		18,280		-	18,280		-	18,280
TOTAL FACILITY OPERATION & MAINTENANCE	-	464,325	-	-	389,088	-	-	389,088
DEPRECIATION & AMORTIZATION		30,730		-	30,730		-	30,730
RESERVES / CONTINGENCY		-		-	-		-	-
DEFERRED RENT		43,160		-	43,160		-	43,160

	NEW YORK CITY CHARTER SCHOOL OF THE ARTS Budget / Operating Plan 2018-19							
Total Revenue	-	1,802,430	-	-	1,817,886	-	-	1,691,696
Total Expenses	-	1,423,848	-	-	1,679,738	-	-	1,645,410
Net Income	-	378,583	-	-	138,148	-	-	46,286
Actual Student Enrollment	166	291	-	-	291	-	-	291
	Prior Year Actual 2017-18 Revenue Per Pupil	1st Quarter - 7/1 - 9/30			2nd Quarter - 10/1 - 12/31			3rd Quarter - 1/1 - 3/31
		Original Budget	Revised Budget	Variance	Original Budget	Revised Budget	Variance	Original Budget
TOTAL EXPENSES	-	<u>1,423,848</u>	-	-	<u>1,679,738</u>	-	-	<u>1,645,410</u>
NET INCOME	-	<u>378,583</u>	-	-	<u>138,148</u>	-	-	<u>46,286</u>

	NEW YORK CITY CHARTER SCHOOL OF THE ARTS Budget / Operating Plan 2018-19							
Total Revenue	-	1,802,430	-	-	1,817,886	-	-	1,691,696
Total Expenses	-	1,423,848	-	-	1,679,738	-	-	1,645,410
Net Income	-	378,583	-	-	138,148	-	-	46,286
Actual Student Enrollment	166	291	-	-	291	-	-	291
	Prior Year Actual 2017-18 Revenue Per Pupil	1st Quarter - 7/1 - 9/30			2nd Quarter - 10/1 - 12/31			3rd Quarter - 1/1 - 3/31
		Original Budget	Revised Budget	Variance	Original Budget	Revised Budget	Variance	Original Budget
ENROLLMENT - *School Districts Are Linked To Above Entries*								
Number of Districts:	1	1	-	-	1	-	-	1
NYC CHANCELLOR'S OFFICE	166	291	-	-	291	-	-	291
-	-	-	-	-	-	-	-	-
-	-	-	-	-	-	-	-	-
-	-	-	-	-	-	-	-	-
-	-	-	-	-	-	-	-	-
-	-	-	-	-	-	-	-	-
-	-	-	-	-	-	-	-	-
-	-	-	-	-	-	-	-	-
-	-	-	-	-	-	-	-	-
-	-	-	-	-	-	-	-	-
-	-	-	-	-	-	-	-	-
-	-	-	-	-	-	-	-	-
-	-	-	-	-	-	-	-	-
-	-	-	-	-	-	-	-	-
-	-	-	-	-	-	-	-	-
-	-	-	-	-	-	-	-	-
ALL OTHER School Districts: (Weighted Avg)	-	-	-	-	-	-	-	-
TOTAL ENROLLMENT	166	291	-	-	291	-	-	291
REVENUE PER PUPIL	-	6,194	-	-	6,247	-	-	5,813
EXPENSES PER PUPIL	-	4,893	-	-	5,772	-	-	5,654

Total Revenue	-	-	1,871,066	-	-
Total Expenses	-	-	2,010,871	-	-
Net Income	-	-	(139,805)	-	-
Actual Student Enrollment	-	-	291	-	-
	Quarter - 1/1 - 3/31		4th Quarter - 4/1 - 6/30		
	Revised Budget	Variance	Original Budget	Revised Budget	Variance
Charter School Program (CSP) Planning & Implementation		-			-
Other		-			-
Other		-			-
TOTAL REVENUE FROM FEDERAL SOURCES	-	-	39,586	-	-
LOCAL and OTHER REVENUE					
Contributions and Donations		-	55,000		-
Fundraising		-	-		-
Erate Reimbursement		-	9,180		-
Earnings on Investments		-	-		-
Interest Income		-	-		-
Food Service (Income from meals)		-	18,509		-
Text Book		-	23,129		-
OTHER		-	-		-
TOTAL REVENUE FROM LOCAL and OTHER SOURCES	-	-	105,817	-	-
TOTAL REVENUE	-	-	1,871,066	-	-

Total Revenue			-	-	1,871,066	-	-
Total Expenses			-	-	2,010,871	-	-
Net Income			-	-	(139,805)	-	-
Actual Student Enrollment			-	-	291	-	-
			Quarter - 1/1 - 3/31		4th Quarter - 4/1 - 6/30		
			Revised Budget	Variance	Original Budget	Revised Budget	Variance
EXPENSES							
ADMINISTRATIVE STAFF PERSONNEL COSTS		Avg. No. of Positions					
Executive Management	1.00			-	31,250		-
Instructional Management	-			-	-		-
Deans, Directors & Coordinators	7.00			-	157,750		-
CFO / Director of Finance	-			-	-		-
Operation / Business Manager	2.00			-	43,750		-
Administrative Staff	2.00			-	32,500		-
TOTAL ADMINISTRATIVE STAFF	12.00		-	-	265,250	-	-
INSTRUCTIONAL PERSONNEL COSTS							
Teachers - Regular	13.00			-	362,670		-
Teachers - SPED	4.00			-	113,874		-
Substitute Teachers	-			-	-		-
Teaching Assistants	-			-	-		-
Specialty Teachers	6.00			-	180,750		-
Aides	-			-	-		-
Therapists & Counselors	2.00			-	60,750		-
Other	-			-	-		-
TOTAL INSTRUCTIONAL	25.00		-	-	718,044	-	-
NON-INSTRUCTIONAL PERSONNEL COSTS							
Nurse	-			-			-
Librarian	-			-			-
Custodian	-			-			-
Security	-			-			-
Other	2.00			-	26,750		-
TOTAL NON-INSTRUCTIONAL	2.00		-	-	26,750	-	-
SUBTOTAL PERSONNEL SERVICE COSTS		39.00	-	-	1,010,044	-	-
PAYROLL TAXES AND BENEFITS							
Payroll Taxes				-	67,301		-
Fringe / Employee Benefits				-	72,507		-

Total Revenue		-	-	1,871,066	-
Total Expenses		-	-	2,010,871	-
Net Income		-	-	(139,805)	-
Actual Student Enrollment		-	-	291	-
		Quarter - 1/1 - 3/31		4th Quarter - 4/1 - 6/30	
		Revised Budget	Variance	Original Budget	Revised Budget
					Variance
Retirement / Pension			-	61,656	-
TOTAL PAYROLL TAXES AND BENEFITS		-	-	201,463	-
TOTAL PERSONNEL SERVICE COSTS		-	-	1,211,507	-
CONTRACTED SERVICES					
Accounting / Audit			-	61,250	-
Legal			-	6,250	-
Management Company Fee			-	-	-
Nurse Services			-	-	-
Food Service / School Lunch			-	-	-
Payroll Services			-	15,180	-
Special Ed Services			-	3,000	-
Titlement Services (i.e. Title I)			-	-	-
Other Purchased / Professional / Consulting			-	18,750	-
TOTAL CONTRACTED SERVICES		-	-	104,430	-

Total Revenue	-	-	1,871,066	-	-
Total Expenses	-	-	2,010,871	-	-
Net Income	-	-	(139,805)	-	-
Actual Student Enrollment	-	-	291	-	-
	Quarter - 1/1 - 3/31		4th Quarter - 4/1 - 6/30		
	Revised Budget	Variance	Original Budget	Revised Budget	Variance
SCHOOL OPERATIONS					
Board Expenses		-	600		-
Classroom / Teaching Supplies & Materials		-	9,908		-
Special Ed Supplies & Materials		-	250		-
Textbooks / Workbooks		-	24,295		-
Supplies & Materials other		-	-		-
Equipment / Furniture		-	4,000		-
Telephone		-	1,960		-
Technology		-	20,858		-
Student Testing & Assessment		-	2,500		-
Field Trips		-	23,700		-
Transportation (student)		-	7,920		-
Student Services - other		-	32,900		-
Office Expense		-	14,125		-
Staff Development		-	31,750		-
Staff Recruitment		-	6,250		-
Student Recruitment / Marketing		-	4,500		-
School Meals / Lunch		-	42,599		-
Travel (Staff)		-	625		-
Fundraising		-	625		-
Other		-	2,590		-
TOTAL SCHOOL OPERATIONS	-	-	231,956	-	-
FACILITY OPERATION & MAINTENANCE					
Insurance		-	17,500		-
Janitorial		-	15,725		-
Building and Land Rent / Lease / Facility Finance Interest		-	312,213		-
Repairs & Maintenance		-	6,250		-
Equipment / Furniture		-	4,000		-
Security		-	15,120		-
Utilities		-	18,280		-
TOTAL FACILITY OPERATION & MAINTENANCE	-	-	389,088	-	-
DEPRECIATION & AMORTIZATION		-	30,730		-
RESERVES / CONTINGENCY		-	-		-
DEFERRED RENT		-	43,161		-

Total Revenue	-	-	1,871,066	-	-	
Total Expenses	-	-	2,010,871	-	-	
Net Income	-	-	(139,805)	-	-	
Actual Student Enrollment	-	-	291	-	-	
	Quarter - 1/1 - 3/31		4th Quarter - 4/1 - 6/30			
	Revised Budget	Variance	Original Budget	Revised Budget	Variance	
TOTAL EXPENSES	-	-	<u>2,010,871</u>	-	-	
NET INCOME	-	-	<u>(139,805)</u>	-	-	

Total Revenue	-	-	1,871,066	-	-
Total Expenses	Quarter - 1/1 - 3/31	-	2,010,871	-	-
Net Income	-	-	(139,805)	-	-
Actual Student Enrollment	-	-	291	-	-
	Quarter - 1/1 - 3/31	4th Quarter - 4/1 - 6/30			
	Revised Budget	Variance	Original Budget	Revised Budget	Variance
ENROLLMENT - *School Districts Are Linked To Above Entries*					
Number of Districts:	-	-	1	-	-
NYC CHANCELLOR'S OFFICE	-	-	291	-	-
-	-	-	-	-	-
-	-	-	-	-	-
-	-	-	-	-	-
-	-	-	-	-	-
-	-	-	-	-	-
-	-	-	-	-	-
-	-	-	-	-	-
-	-	-	-	-	-
-	-	-	-	-	-
-	-	-	-	-	-
-	-	-	-	-	-
-	-	-	-	-	-
-	-	-	-	-	-
-	-	-	-	-	-
ALL OTHER School Districts: (Weighted Avg)	-	-	-	-	-
TOTAL ENROLLMENT	-	-	291	-	-
REVENUE PER PUPIL	-	-	6,430	-	-
EXPENSES PER PUPIL	-	-	6,910	-	-

		NEW YORK CITY CHARTER SCHOOL OF THE ARTS					DESCRIPTION OF ASSUMPTIONS
		Budget / Operating Plan					
		2018-19					
Total Revenue		7,183,078	7,183,078	-	7,183,078	7,183,078	
Total Expenses		6,759,867	6,759,867	-	(6,759,867)	(6,759,867)	
Net Income		423,211	423,211	-	423,211	423,211	
Actual Student Enrollment							
		Total Year			VARIANCE		
		Original Budget	Revised Budget	Variance	Original Budget vs. PY Budget	Revised Budget vs. PY Budget	
REVENUE							
REVENUES FROM STATE SOURCES							
Per Pupil Revenue	2018-19 Per Pupil Rate						
NYC CHANCELLOR'S OFFICE	15,307	4,454,337	4,454,337	-	4,454,337	4,454,337	
-	-	-	-	-	-	-	
-	-	-	-	-	-	-	
-	-	-	-	-	-	-	
-	-	-	-	-	-	-	
-	-	-	-	-	-	-	
-	-	-	-	-	-	-	
-	-	-	-	-	-	-	
-	-	-	-	-	-	-	
-	-	-	-	-	-	-	
-	-	-	-	-	-	-	
-	-	-	-	-	-	-	
-	-	-	-	-	-	-	
-	-	-	-	-	-	-	
-	-	-	-	-	-	-	
ALL OTHER School Districts: (Weighted Avg)	-	-	-	-	-	-	
TOTAL Per Pupil Revenue (Weighted Average Per Pupil Funding)	15,307	4,454,337	4,454,337	-	4,454,337	4,454,337	
Special Education Revenue		740,773	740,773	-	740,773	740,773	
Grants							
Stimulus		-	-	-	-	-	
DYCD (Department of Youth and Community Development)		-	-	-	-	-	
Other		-	-	-	-	-	
NYC DoE Rental Assistance		1,179,360	1,179,360	-	1,179,360	1,179,360	
Other		133,920	133,920	-	133,920	133,920	
TOTAL REVENUE FROM STATE SOURCES		6,508,389	6,508,389	-	6,508,389	6,508,389	
REVENUE FROM FEDERAL FUNDING							
IDEA Special Needs		26,190	26,190	-	26,190	26,190	
Title I		59,655	59,655	-	59,655	59,655	
Title Funding - Other		4,772	4,772	-	4,772	4,772	
School Food Service (Free Lunch)		67,527	67,527	-	67,527	67,527	
Grants							

Page 25 of 64

NEW YORK CITY CHARTER SCHOOL OF THE ARTS					
Budget / Operating Plan					
2018-19					
Total Revenue	7,183,078	7,183,078	-	7,183,078	7,183,078
Total Expenses	6,759,867	6,759,867	-	(6,759,867)	(6,759,867)
Net Income	423,211	423,211	-	423,211	423,211
Actual Student Enrollment					
	Total Year			VARIANCE	
	Original Budget	Revised Budget	Variance	Original Budget vs. PY Budget	Revised Budget vs. PY Budget
Charter School Program (CSP) Planning & Implementation	-	-	-	-	-
Other	-	-	-	-	-
Other	-	-	-	-	-
TOTAL REVENUE FROM FEDERAL SOURCES	158,145	158,145	-	158,145	158,145
LOCAL and OTHER REVENUE					
Contributions and Donations	395,000	395,000	-	395,000	395,000
Fundraising	-	-	-	-	-
Erate Reimbursement	36,720	36,720	-	36,720	36,720
Earnings on Investments	-	-	-	-	-
Interest Income	-	-	-	-	-
Food Service (Income from meals)	61,696	61,696	-	61,696	61,696
Text Book	23,129	23,129	-	23,129	23,129
OTHER	-	-	-	-	-
TOTAL REVENUE FROM LOCAL and OTHER SOURCES	516,544	516,544	-	516,544	516,544
TOTAL REVENUE	7,183,078	7,183,078	-	7,183,078	7,183,078

DESCRIPTION OF ASSUMPTIONS

NEW YORK CITY CHARTER SCHOOL OF THE ARTS
Budget / Operating Plan
2018-19

Total Revenue	7,183,078	7,183,078	-	7,183,078	7,183,078
Total Expenses	6,759,867	6,759,867	-	(6,759,867)	(6,759,867)
Net Income	423,211	423,211	-	423,211	423,211
Actual Student Enrollment					

Total Year			VARIANCE	
Original Budget	Revised Budget	Variance	Original Budget vs. PY Budget	Revised Budget vs. PY Budget

DESCRIPTION OF ASSUMPTIONS

EXPENSES

ADMINISTRATIVE STAFF PERSONNEL COSTS

Avg. No.
of Positions

Executive Management	1.00	125,000	125,000	-	(125,000)	(125,000)
Instructional Management	-	-	-	-	-	-
Deans, Directors & Coordinators	7.00	631,000	631,000	-	(631,000)	(631,000)
CFO / Director of Finance	-	-	-	-	-	-
Operation / Business Manager	2.00	175,000	175,000	-	(175,000)	(175,000)
Administrative Staff	2.00	130,000	130,000	-	(130,000)	(130,000)
TOTAL ADMINISTRATIVE STAFF	12.00	1,061,000	1,061,000	-	(1,061,000)	(1,061,000)

INSTRUCTIONAL PERSONNEL COSTS

Teachers - Regular	13.00	967,120	967,120	-	(967,120)	(967,120)
Teachers - SPED	4.00	303,664	303,664	-	(303,664)	(303,664)
Substitute Teachers	-	-	-	-	-	-
Teaching Assistants	-	-	-	-	-	-
Specialty Teachers	6.00	482,000	482,000	-	(482,000)	(482,000)
Aides	-	-	-	-	-	-
Therapists & Counselors	2.00	162,000	162,000	-	(162,000)	(162,000)
Other	-	-	-	-	-	-
TOTAL INSTRUCTIONAL	25.00	1,914,784	1,914,784	-	(1,914,784)	(1,914,784)

NON-INSTRUCTIONAL PERSONNEL COSTS

Nurse	-	-	-	-	-	-
Librarian	-	-	-	-	-	-
Custodian	-	-	-	-	-	-
Security	-	-	-	-	-	-
Other	2.00	107,000	107,000	-	(107,000)	(107,000)
TOTAL NON-INSTRUCTIONAL	2.00	107,000	107,000	-	(107,000)	(107,000)

SUBTOTAL PERSONNEL SERVICE COSTS

39.00	3,082,784	3,082,784	-	(3,082,784)	(3,082,784)
-------	-----------	-----------	---	-------------	-------------

PAYROLL TAXES AND BENEFITS

Payroll Taxes	269,202	269,202	-	(269,202)	(269,202)
Fringe / Employee Benefits	290,028	290,028	-	(290,028)	(290,028)

NEW YORK CITY CHARTER SCHOOL OF THE ARTS
Budget / Operating Plan

2018-19

Total Revenue	7,183,078	7,183,078	-	7,183,078	7,183,078
Total Expenses	6,759,867	6,759,867	-	(6,759,867)	(6,759,867)
Net Income	423,211	423,211	-	423,211	423,211
Actual Student Enrollment					
	Total Year			VARIANCE	
	Original Budget	Revised Budget	Variance	Original Budget vs. PY Budget	Revised Budget vs. PY Budget
Retirement / Pension	61,656	61,656	-	(61,656)	(61,656)
TOTAL PAYROLL TAXES AND BENEFITS	620,886	620,886	-	(620,886)	(620,886)
TOTAL PERSONNEL SERVICE COSTS	3,703,670	3,703,670	-	(3,703,670)	(3,703,670)
CONTRACTED SERVICES					
Accounting / Audit	170,000	170,000	-	(170,000)	(170,000)
Legal	25,000	25,000	-	(25,000)	(25,000)
Management Company Fee	-	-	-	-	-
Nurse Services	-	-	-	-	-
Food Service / School Lunch	-	-	-	-	-
Payroll Services	60,720	60,720	-	(60,720)	(60,720)
Special Ed Services	10,000	10,000	-	(10,000)	(10,000)
Titlement Services (i.e. Title I)	8,500	8,500	-	(8,500)	(8,500)
Other Purchased / Professional / Consulting	74,672	74,672	-	(74,672)	(74,672)
TOTAL CONTRACTED SERVICES	348,892	348,892	-	(348,892)	(348,892)

DESCRIPTION OF ASSUMPTIONS

NEW YORK CITY CHARTER SCHOOL OF THE ARTS
Budget / Operating Plan

2018-19

Total Revenue	7,183,078	7,183,078	-	7,183,078	7,183,078
Total Expenses	6,759,867	6,759,867	-	(6,759,867)	(6,759,867)
Net Income	423,211	423,211	-	423,211	423,211
Actual Student Enrollment					

	Total Year			VARIANCE	
	Original Budget	Revised Budget	Variance	Original Budget vs. PY Budget	Revised Budget vs. PY Budget

DESCRIPTION OF ASSUMPTIONS

SCHOOL OPERATIONS

Board Expenses	2,000	2,000	-	(2,000)	(2,000)
Classroom / Teaching Supplies & Materials	83,500	83,500	-	(83,500)	(83,500)
Special Ed Supplies & Materials	3,000	3,000	-	(3,000)	(3,000)
Textbooks / Workbooks	37,129	37,129	-	(37,129)	(37,129)
Supplies & Materials other	-	-	-	-	-
Equipment / Furniture	16,000	16,000	-	(16,000)	(16,000)
Telephone	7,840	7,840	-	(7,840)	(7,840)
Technology	83,430	83,430	-	(83,430)	(83,430)
Student Testing & Assessment	10,000	10,000	-	(10,000)	(10,000)
Field Trips	79,000	79,000	-	(79,000)	(79,000)
Transportation (student)	26,400	26,400	-	(26,400)	(26,400)
Student Services - other	63,000	63,000	-	(63,000)	(63,000)
Office Expense	56,500	56,500	-	(56,500)	(56,500)
Staff Development	115,000	115,000	-	(115,000)	(115,000)
Staff Recruitment	25,000	25,000	-	(25,000)	(25,000)
Student Recruitment / Marketing	15,000	15,000	-	(15,000)	(15,000)
School Meals / Lunch	141,998	141,998	-	(141,998)	(141,998)
Travel (Staff)	2,500	2,500	-	(2,500)	(2,500)
Fundraising	2,500	2,500	-	(2,500)	(2,500)
Other	10,360	10,360	-	(10,360)	(10,360)
TOTAL SCHOOL OPERATIONS	780,156	780,156	-	(780,156)	(780,156)

FACILITY OPERATION & MAINTENANCE

Insurance	70,000	70,000	-	(70,000)	(70,000)
Janitorial	52,416	52,416	-	(52,416)	(52,416)
Building and Land Rent / Lease / Facility Finance Interest	1,244,652	1,244,652	-	(1,244,652)	(1,244,652)
Repairs & Maintenance	125,000	125,000	-	(125,000)	(125,000)
Equipment / Furniture	16,000	16,000	-	(16,000)	(16,000)
Security	50,400	50,400	-	(50,400)	(50,400)
Utilities	73,120	73,120	-	(73,120)	(73,120)
TOTAL FACILITY OPERATION & MAINTENANCE	1,631,588	1,631,588	-	(1,631,588)	(1,631,588)

DEPRECIATION & AMORTIZATION

RESERVES / CONTINGENCY

DEFERRED RENT

	122,920	122,920	-	(122,920)	(122,920)
	-	-	-	-	-
	172,642	172,642	-	(172,642)	(172,642)

NEW YORK CITY CHARTER SCHOOL OF THE ARTS
Budget / Operating Plan
2018-19

Total Revenue	7,183,078	7,183,078	-	7,183,078	7,183,078
Total Expenses	6,759,867	6,759,867	-	(6,759,867)	(6,759,867)
Net Income	423,211	423,211	-	423,211	423,211
Actual Student Enrollment					
	Total Year			VARIANCE	
	Original Budget	Revised Budget	Variance	Original Budget vs. PY Budget	Revised Budget vs. PY Budget
TOTAL EXPENSES	<u>6,759,867</u>	<u>6,759,867</u>	-	<u>(6,759,867)</u>	<u>(6,759,867)</u>
NET INCOME	<u>423,211</u>	<u>423,211</u>	-	<u>423,211</u>	<u>423,211</u>

DESCRIPTION OF ASSUMPTIONS

		NEW YORK CITY CHARTER SCHOOL OF THE ARTS					DESCRIPTION OF ASSUMPTIONS
		Budget / Operating Plan					
		2018-19					
Total Revenue		7,183,078	7,183,078	-	7,183,078	7,183,078	
Total Expenses		6,759,867	6,759,867	-	(6,759,867)	(6,759,867)	
Net Income		423,211	423,211	-	423,211	423,211	
Actual Student Enrollment							
		Total Year			VARIANCE		
		Original Budget	Revised Budget	Variance	Original Budget vs. PY Budget	Revised Budget vs. PY Budget	
ENROLLMENT - *School Districts Are Linked To Above Entries*							
Number of Districts:							
NYC CHANCELLOR'S OFFICE							
-							
-							
-							
-							
-							
-							
-							
-							
-							
-							
-							
-							
ALL OTHER School Districts: (Weighted Avg)							
TOTAL ENROLLMENT							
REVENUE PER PUPIL							
EXPENSES PER PUPIL							

NEW YORK CITY CHARTER SCHOOL OF THE ARTS Budget / Operating Plan 2018-19								
Total Revenue	-	1,802,430	-	-	1,817,886	-	-	1,691,696
Total Expenses	-	1,423,848	-	-	1,679,738	-	-	1,645,410
Net Income	-	378,583	-	-	138,148	-	-	46,286
Actual Student Enrollment	166	291	-	-	291	-	-	291
	Prior Year Actual 2017-18 Revenue Per Pupil	1st Quarter - 7/1 - 9/30			2nd Quarter - 10/1 - 12/31			3rd Quarter - 1/1 - 3/31
		Original Budget	Revised Budget	Variance	Original Budget	Revised Budget	Variance	Original Budget
CASH FLOW ADJUSTMENTS								
OPERATING ACTIVITIES {enter descriptions below}								
Add Back Depreciation	-	30,730	-	-	30,730	-	-	30,730
Add Back Deferred Rent	-	43,160	-	-	43,160	-	-	43,160
Total Operating Activities	-	73,890	-	-	73,890	-	-	73,890
INVESTMENT ACTIVITIES {enter descriptions below}								
Capital Furniture and Equipment	-	179,000	-	-	-	-	-	-
Leasehold Improvements	-	125,000	-	-	125,000	-	-	-
Total Investment Activities	-	304,000	-	-	125,000	-	-	-
FINANCING ACTIVITIES {enter descriptions below}								
Loan	-	-	-	-	-	-	-	-
Other	-	-	-	-	-	-	-	-
Total Financing Activities	-	-	-	-	-	-	-	-
Total Cash Flow Adjustments	-	377,890	-	-	198,890	-	-	73,890
NET INCOME	-	756,473	-	-	337,038	-	-	120,176
Beginning Cash Balance	-	-	-	-	756,473	-	-	1,093,511
ENDING CASH BALANCE	-	756,473	-	-	1,093,511	-	-	1,213,687

Total Revenue	-	-	1,871,066	-	-
Total Expenses	-	-	2,010,871	-	-
Net Income	-	-	(139,805)	-	-
Actual Student Enrollment	-	-	291	-	-
	Quarter - 1/1 - 3/31		4th Quarter - 4/1 - 6/30		
	Revised Budget	Variance	Original Budget	Revised Budget	Variance
CASH FLOW ADJUSTMENTS					
OPERATING ACTIVITIES {enter descriptions below}					
Add Back Depreciation	-	-	30,730	-	-
Add Back Deferred Rent	-	-	43,161	-	-
Total Operating Activities	-	-	73,890	-	-
INVESTMENT ACTIVITIES {enter descriptions below}					
Capital Furniture and Equipment	-	-	-	-	-
Leasehold Improvements	-	-	-	-	-
Total Investment Activities	-	-	-	-	-
FINANCING ACTIVITIES {enter descriptions below}					
Loan	-	-	-	-	-
Other	-	-	-	-	-
Total Financing Activities	-	-	-	-	-
Total Cash Flow Adjustments	-	-	73,890	-	-
NET INCOME	-	-	(65,915)	-	-
Beginning Cash Balance	-	-	1,213,687	-	-
ENDING CASH BALANCE	-	-	1,147,773	-	-

		NEW YORK CITY CHARTER SCHOOL OF THE ARTS					DESCRIPTION OF ASSUMPTIONS
		Budget / Operating Plan				2018-19	
Total Revenue		7,183,078	7,183,078	-	7,183,078	7,183,078	
Total Expenses		6,759,867	6,759,867	-	(6,759,867)	(6,759,867)	
Net Income		423,211	423,211	-	423,211	423,211	
Actual Student Enrollment							
		Total Year			VARIANCE		
		Original Budget	Revised Budget	Variance	Original Budget vs. PY Budget	Revised Budget vs. PY Budget	
CASH FLOW ADJUSTMENTS							
OPERATING ACTIVITIES {enter descriptions below}							
Add Back Depreciation		122,920	122,920	-	122,920	122,920	
Add Back Deferred Rent		172,642	172,642	-	172,642	172,642	
Total Operating Activities		295,562	295,562	-	295,562	295,562	
INVESTMENT ACTIVITIES {enter descriptions below}							
Capital Furniture and Equipment		179,000	179,000	-	179,000	179,000	
Leasehold Improvements		250,000	250,000	-	250,000	250,000	
Total Investment Activities		429,000	429,000	-	429,000	429,000	
FINANCING ACTIVITIES {enter descriptions below}							
Loan		-	-	-	-	-	
Other		-	-	-	-	-	
Total Financing Activities		-	-	-	-	-	
Total Cash Flow Adjustments		724,562	724,562	-	724,562	724,562	
NET INCOME		1,147,773	1,147,773	-	1,147,773	1,147,773	
Beginning Cash Balance		-	-	-	-	-	
ENDING CASH BALANCE		1,147,773	1,147,773	-	1,147,773	1,147,773	

**NEW YORK CITY CHARTER SCHOOL OF THE ARTS
BALANCE SHEET
2018-19**

	<u>Prior Year</u>	Q1	Q2	Q3	Q4
	<u>2017-18</u>	<u>As of 9/30</u>	<u>As of 12/31</u>	<u>As of 3/31</u>	<u>As of 6/30</u>
<u>ASSETS</u>					
<u>CURRENT ASSETS</u>					
Cash and cash equivalents	-	-	-	-	-
Grants and contracts receivable	-	-	-	-	-
Accounts receivables	-	-	-	-	-
Prepaid Expenses	-	-	-	-	-
Contributions and other receivables	-	-	-	-	-
TOTAL CURRENT ASSETS	-	-	-	-	-
<u>PROPERTY, BUILDING AND EQUIPMENT, net</u>	-	-	-	-	-
<u>OTHER ASSETS</u>	-	-	-	-	-
TOTAL ASSETS	-	-	-	-	-
<u>LIABILITIES AND NET ASSETS</u>					
<u>CURRENT LIABILITIES</u>					
Accounts payable and accrued expenses	-	-	-	-	-
Accrued payroll and benefits	-	-	-	-	-
Deferred Revenue	-	-	-	-	-
Current maturities of long-term debt	-	-	-	-	-
Short Term Debt - Bonds, Notes Payable	-	-	-	-	-
Other	-	-	-	-	-
TOTAL CURRENT LIABILITIES	-	-	-	-	-
<u>LONG-TERM DEBT and NOTES PAYABLE, net current maturities</u>	-	-	-	-	-
TOTAL LIABILITIES	-	-	-	-	-
<u>NET ASSETS</u>					
Unrestricted	-	-	-	-	-
Temporarily restricted	-	-	-	-	-
TOTAL NET ASSETS	-	-	-	-	-
TOTAL LIABILITIES AND NET ASSETS	-	-	-	-	-

Total Revenue	-	1,802,430	-	-	1,817,886	-	-
Total Expenses	-	1,423,848	-	-	1,679,738	-	-
Net Income	-	378,583	-	-	138,148	-	-
Actual Student Enrollment	291	291	-	291	291	-	291

<p>*NOTE: Enrollment, Revenue and Expenditure Data IN the 'Total and Variance Analysis' Section is Based on LAST ACTUAL Quarter Completed</p>	1st Quarter - 7/1 - 9/30			2nd Quarter - 10/1 - 12/31			3rd Quarter - 1/1 - 3/31
	Actual	Current Budget	Variance	Actual	Current Budget	Variance	Actual

Per Pupil Revenue	Per Pupil Rate
NYC CHANCELLOR'S OFFICE	15,307
-	-
-	-
-	-
-	-
-	-
-	-
-	-
-	-
-	-
-	-
-	-
-	-
-	-
-	-
-	-
-	-
-	-
ALL OTHER School Districts: (Count = 0)	-
TOTAL Per Pupil Revenue (Weighted Average Per Pupil Funding)	15,307

	1,113,584	-		1,113,584	-	
	-	-		-	-	
	-	-		-	-	
	-	-		-	-	
	-	-		-	-	
	-	-		-	-	
	-	-		-	-	
	-	-		-	-	
	-	-		-	-	
	-	-		-	-	
	-	-		-	-	
	-	-		-	-	
	-	-		-	-	
	-	-		-	-	
-	1,113,584	-	-	1,113,584	-	-
	185,193	-		185,193	-	
	-	-		-	-	
	-	-		-	-	
	-	-		-	-	
	294,840	-		294,840	-	
	268	-		804	-	
-	1,593,885	-	-	1,594,421	-	-

IDEA Special Needs	
Title I	
Title Funding - Other	
School Food Service (Free Lunch)	
Grants	
Charter School Program (CSP) Planning & Implementation	
Other	

	-	-		26,190	-	
	5,966	-		17,897	-	
	477	-		1,432	-	
	6,753	-		20,258	-	
	-	-		-	-	
2014	-	-		-	-	

NEW YORK CITY CHARTER SCHOOL
Budget / Operating Plan

Total Revenue	-	1,802,430	-	-	1,817,886	-	-
Total Expenses	-	1,423,848	-	-	1,679,738	-	-
Net Income	-	378,583	-	-	138,148	-	-
Actual Student Enrollment	291	291	-	291	291	-	291
	1st Quarter - 7/1 - 9/30			2nd Quarter - 10/1 - 12/31			3rd Quarter - 1/1 - 3/31
*NOTE: Enrollment, Revenue and Expenditure Data IN the 'Total and Variance Analysis' Section is Based on LAST ACTUAL Quarter Completed		Current			Current		
	Actual	Budget	Variance	Actual	Budget	Variance	Actual
Other		-	-		-	-	
TOTAL REVENUE FROM FEDERAL SOURCES	-	13,195	-	-	65,776	-	-
LOCAL and OTHER REVENUE							
Contributions and Donations		180,000	-		130,000	-	
Fundraising		-	-		-	-	
Erate Reimbursement		9,180	-		9,180	-	
Earnings on Investments		-	-		-	-	
Interest Income		-	-		-	-	
Food Service (Income from meals)		6,170	-		18,509	-	
Text Book		-	-		-	-	
OTHER		-	-		-	-	
TOTAL REVENUE FROM LOCAL and OTHER SOURCES	-	195,350	-	-	157,689	-	-
TOTAL REVENUE	-	1,802,430	-	-	1,817,886	-	-

QUARTER 4
NEW YORK CITY CHARTER SCHOOL
Budget / Operating Plan
2018-19

Total Revenue	-	1,802,430	-	-	1,817,886	-	-
Total Expenses	-	1,423,848	-	-	1,679,738	-	-
Net Income	-	378,583	-	-	138,148	-	-
Actual Student Enrollment	291	291	-	291	291	-	291

***NOTE: Enrollment, Revenue and Expenditure Data IN the 'Total and Variance Analysis' Section is Based on LAST ACTUAL Quarter Completed**

	1st Quarter - 7/1 - 9/30			2nd Quarter - 10/1 - 12/31			3rd Quarter - 1/1 - 3/31
	Actual	Current Budget	Variance	Actual	Current Budget	Variance	Actual

EXPENSES
ADMINISTRATIVE STAFF PERSONNEL COSTS

Executive Management
Instructional Management
Deans, Directors & Coordinators
CFO / Director of Finance
Operation / Business Manager
Administrative Staff

TOTAL ADMINISTRATIVE STAFF

Quarter 0
No. of Positions

-	-	31,250	-	-	31,250	-	-
-	-	-	-	-	-	-	-
-	-	157,750	-	-	157,750	-	-
-	-	-	-	-	-	-	-
-	-	43,750	-	-	43,750	-	-
-	-	32,500	-	-	32,500	-	-
-	-	265,250	-	-	265,250	-	-

INSTRUCTIONAL PERSONNEL COSTS

Teachers - Regular
Teachers - SPED
Substitute Teachers
Teaching Assistants
Specialty Teachers
Aides
Therapists & Counselors
Other

TOTAL INSTRUCTIONAL

-	-	120,890	-	-	241,780	-	-
-	-	37,958	-	-	75,916	-	-
-	-	-	-	-	-	-	-
-	-	-	-	-	-	-	-
-	-	60,250	-	-	120,500	-	-
-	-	-	-	-	-	-	-
-	-	20,250	-	-	40,500	-	-
-	-	-	-	-	-	-	-
-	-	239,348	-	-	478,696	-	-

NON-INSTRUCTIONAL PERSONNEL COSTS

Nurse
Librarian
Custodian
Security
Other

TOTAL NON-INSTRUCTIONAL

-	-	-	-	-	-	-	-
-	-	-	-	-	-	-	-
-	-	-	-	-	-	-	-
-	-	-	-	-	-	-	-
-	-	26,750	-	-	26,750	-	-
-	-	26,750	-	-	26,750	-	-

SUBTOTAL PERSONNEL SERVICE COSTS

-	-	531,348	-	-	770,696	-	-
---	---	---------	---	---	---------	---	---

PAYROLL TAXES AND BENEFITS

Payroll Taxes
Fringe / Employee Benefits
Retirement / Pension

TOTAL PAYROLL TAXES AND BENEFITS

-	-	67,301	-	-	67,301	-	-
-	-	72,507	-	-	72,507	-	-
-	-	-	-	-	-	-	-
-	-	139,808	-	-	139,808	-	-

TOTAL PERSONNEL SERVICE COSTS

-	-	671,156	-	-	910,504	-	-
---	---	---------	---	---	---------	---	---

QUARTER 4
NEW YORK CITY CHARTER SCHOOL
Budget / Operating Plan
2018-19

Total Revenue	-	1,802,430	-	-	1,817,886	-	-
Total Expenses	-	1,423,848	-	-	1,679,738	-	-
Net Income	-	378,583	-	-	138,148	-	-
Actual Student Enrollment	291	291	-	291	291	-	291

*NOTE: Enrollment, Revenue and Expenditure Data IN the 'Total and Variance Analysis' Section is Based on LAST ACTUAL Quarter Completed	1st Quarter - 7/1 - 9/30			2nd Quarter - 10/1 - 12/31			3rd Quarter - 1/1 - 3/31
	Actual	Current Budget	Variance	Actual	Current Budget	Variance	Actual
CONTRACTED SERVICES							
Accounting / Audit		36,250	-		36,250	-	
Legal		6,250	-		6,250	-	
Management Company Fee		-	-		-	-	
Nurse Services		-	-		-	-	
Food Service / School Lunch		-	-		-	-	
Payroll Services		15,180	-		15,180	-	
Special Ed Services		1,000	-		3,000	-	
Titlement Services (i.e. Title I)		8,500	-		-	-	
Other Purchased / Professional / Consulting		14,750	-		18,750	-	
TOTAL CONTRACTED SERVICES	-	81,930	-	-	79,430	-	-

QUARTER 4
NEW YORK CITY CHARTER SCHOOL
Budget / Operating Plan
2018-19

Total Revenue	-	1,802,430	-	-	1,817,886	-	-
Total Expenses	-	1,423,848	-	-	1,679,738	-	-
Net Income	-	378,583	-	-	138,148	-	-
Actual Student Enrollment	291	291	-	291	291	-	291

***NOTE: Enrollment, Revenue and Expenditure Data IN the 'Total and Variance Analysis' Section is Based on LAST ACTUAL Quarter Completed**

1st Quarter - 7/1 - 9/30			2nd Quarter - 10/1 - 12/31			3rd Quarter
Actual	Current Budget	Variance	Actual	Current Budget	Variance	Actual

SCHOOL OPERATIONS

Board Expenses	200	-		600	-	
Classroom / Teaching Supplies & Materials	23,331	-		40,353	-	
Special Ed Supplies & Materials	917	-		1,583	-	
Textbooks / Workbooks	4,278	-		7,389	-	
Supplies & Materials other	-	-		-	-	
Equipment / Furniture	4,000	-		4,000	-	
Telephone	1,960	-		1,960	-	
Technology	20,858	-		20,858	-	
Student Testing & Assessment	2,500	-		2,500	-	
Field Trips	7,900	-		23,700	-	
Transportation (student)	2,640	-		7,920	-	
Student Services - other	4,300	-		12,900	-	
Office Expense	14,125	-		14,125	-	
Staff Development	19,750	-		31,750	-	
Staff Recruitment	6,250	-		6,250	-	
Student Recruitment / Marketing	1,500	-		4,500	-	
School Meals / Lunch	14,200	-		42,599	-	
Travel (Staff)	625	-		625	-	
Fundraising	625	-		625	-	
Other	2,590	-		2,590	-	
TOTAL SCHOOL OPERATIONS	-	132,547	-	-	226,827	-

FACILITY OPERATION & MAINTENANCE

Insurance	17,500	-		17,500	-	
Janitorial	5,242	-		15,725	-	
Building and Land Rent / Lease / Facility Finance Interest	308,013	-		312,213	-	
Repairs & Maintenance	106,250	-		6,250	-	
Equipment / Furniture	4,000	-		4,000	-	
Security	5,040	-		15,120	-	
Utilities	18,280	-		18,280	-	
TOTAL FACILITY OPERATION & MAINTENANCE	-	464,325	-	-	389,088	-

DEPRECIATION & AMORTIZATION
RESERVES / CONTINGENCY
DEFERRED RENT

	30,730	-		30,730	-	
	-	-		-	-	
	43,160	-		43,160	-	

QUARTER 4
NEW YORK CITY CHARTER SCHOOL
Budget / Operating Plan
2018-19

Total Revenue	-	1,802,430	-	-	1,817,886	-	-
Total Expenses	-	1,423,848	-	-	1,679,738	-	-
Net Income	-	378,583	-	-	138,148	-	-
Actual Student Enrollment	291	291	-	291	291	-	291

*NOTE: Enrollment, Revenue and Expenditure Data IN the 'Total and Variance Analysis' Section is Based on LAST ACTUAL Quarter Completed	1st Quarter - 7/1 - 9/30			2nd Quarter - 10/1 - 12/31			3rd Quarter
	Actual	Current Budget	Variance	Actual	Current Budget	Variance	Actual
TOTAL EXPENSES	-	1,423,848	-	-	1,679,738	-	-
NET INCOME	-	378,583	-	-	138,148	-	-

Total Revenue	-	1,802,430	-	-	1,817,886	-	-
Total Expenses	-	1,423,848	-	-	1,679,738	-	-
Net Income	-	378,583	-	-	138,148	-	-
Actual Student Enrollment	291	291	-	291	291	-	291

*NOTE: Enrollment, Revenue and Expenditure Data IN the 'Total and Variance Analysis' Section is Based on LAST ACTUAL Quarter Completed	1st Quarter - 7/1 - 9/30			2nd Quarter - 10/1 - 12/31			3rd Quarter - 1/1 - 3/31
	Actual	Current Budget	Variance	Actual	Current Budget	Variance	Actual

ENROLLMENT - *School Districts Are Linked To Above Entries*							
NYC CHANCELLOR'S OFFICE	291	291	-	291	291	-	291
-	-	-	-	-	-	-	-
-	-	-	-	-	-	-	-
-	-	-	-	-	-	-	-
-	-	-	-	-	-	-	-
-	-	-	-	-	-	-	-
-	-	-	-	-	-	-	-
-	-	-	-	-	-	-	-
-	-	-	-	-	-	-	-
-	-	-	-	-	-	-	-
-	-	-	-	-	-	-	-
-	-	-	-	-	-	-	-
-	-	-	-	-	-	-	-
-	-	-	-	-	-	-	-
-	-	-	-	-	-	-	-
-	-	-	-	-	-	-	-
-	-	-	-	-	-	-	-
ALL OTHER School Districts: (Count = 0)	-	-	-	-	-	-	-
TOTAL ENROLLMENT	291	291	-	291	291	-	291
REVENUE PER PUPIL	-	6,194	-	-	6,247	-	-
EXPENSES PER PUPIL	-	4,893	-	-	5,772	-	-

Total Revenue	1,691,696	-	-	1,871,066	-
Total Expenses	1,645,410	-	-	2,010,871	-
Net Income	46,286	-	-	(139,805)	-
Actual Student Enrollment	291	-	291	291	-

***NOTE: Enrollment, Revenue and Expenditure Data IN the 'Total and Variance Analysis' Section is Based on LAST ACTUAL Quarter Completed**

Quarter - 1/1 - 3/31

4th Quarter - 4/1 - 6/30

**Current
Budget**

Variance

Actual

Current Budget

Variance

REVENUE

REVENUES FROM STATE SOURCES

Per Pupil Revenue

NYC CHANCELLOR'S OFFICE

2018-19
Per Pupil Rate

15,307

[illegible]

ALL OTHER School Districts: (Count = 0)

TOTAL Per Pupil Revenue (Weighted Average Per Pupil Funding)

Special Education Revenue

Grants

Stimulus

DYCD (Department of Youth and Community Development)

Other

NYC DoE Rental Assistance

Other

TOTAL REVENUE FROM STATE SOURCES

REVENUE FROM FEDERAL FUNDING

IDEA Special Needs

Title I

Title Funding - Other

School Food Service (Free Lunch)

Grants

Charter School Program (CSP) Planning & Implementation

Other

QUARTER 4		OF THE ARTS			
		n			
Total Revenue	1,691,696	-	-	1,871,066	-
Total Expenses	1,645,410	-	-	2,010,871	-
Net Income	46,286	-	-	(139,805)	-
Actual Student Enrollment	291	-	291	291	-
		Quarter - 1/1 - 3/31		4th Quarter - 4/1 - 6/30	
*NOTE: Enrollment, Revenue and Expenditure Data IN the 'Total and Variance Analysis' Section is Based on LAST ACTUAL Quarter Completed		Current Budget	Variance	Actual	Current Budget
					Variance
Other		-	-		-
TOTAL REVENUE FROM FEDERAL SOURCES		39,586	-	-	39,586
LOCAL and OTHER REVENUE					
Contributions and Donations		30,000	-		55,000
Fundraising		-	-		-
Erate Reimbursement		9,180	-		9,180
Earnings on Investments		-	-		-
Interest Income		-	-		-
Food Service (Income from meals)		18,509	-		18,509
Text Book		-	-		23,129
OTHER		-	-		-
TOTAL REVENUE FROM LOCAL and OTHER SOURCES		57,689	-	-	105,817
TOTAL REVENUE		1,691,696	-	-	1,871,066

QUARTER 4

_ OF THE ARTS

n

Total Revenue	1,691,696	-	-	1,871,066	-
Total Expenses	1,645,410	-	-	2,010,871	-
Net Income	46,286	-	-	(139,805)	-
Actual Student Enrollment	291	-	291	291	-

*NOTE: Enrollment, Revenue and Expenditure Data IN the 'Total and Variance Analysis' Section is Based on LAST ACTUAL Quarter Completed	Quarter - 1/1 - 3/31		4th Quarter - 4/1 - 6/30		
	Current Budget	Variance	Actual	Current Budget	Variance

EXPENSES

ADMINISTRATIVE STAFF PERSONNEL COSTS

Executive Management
Instructional Management
Deans, Directors & Coordinators
CFO / Director of Finance
Operation / Business Manager
Administrative Staff
TOTAL ADMINISTRATIVE STAFF

Quarter 0
No. of Positions

-	31,250	-		31,250	-
-	-	-		-	-
-	157,750	-		157,750	-
-	-	-		-	-
-	43,750	-		43,750	-
-	32,500	-		32,500	-
-	265,250	-	-	265,250	-

INSTRUCTIONAL PERSONNEL COSTS

Teachers - Regular
Teachers - SPED
Substitute Teachers
Teaching Assistants
Specialty Teachers
Aides
Therapists & Counselors
Other
TOTAL INSTRUCTIONAL

-	241,780	-		362,670	-
-	75,916	-		113,874	-
-	-	-		-	-
-	-	-		-	-
-	120,500	-		180,750	-
-	-	-		-	-
-	40,500	-		60,750	-
-	-	-		-	-
-	478,696	-	-	718,044	-

NON-INSTRUCTIONAL PERSONNEL COSTS

Nurse
Librarian
Custodian
Security
Other
TOTAL NON-INSTRUCTIONAL

-	-	-		-	-
-	-	-		-	-
-	-	-		-	-
-	-	-		-	-
-	26,750	-		26,750	-
-	26,750	-	-	26,750	-

SUBTOTAL PERSONNEL SERVICE COSTS

-	770,696	-	-	1,010,044	-
---	---------	---	---	-----------	---

PAYROLL TAXES AND BENEFITS

Payroll Taxes
Fringe / Employee Benefits
Retirement / Pension
TOTAL PAYROLL TAXES AND BENEFITS

	67,301	-		67,301	-
	72,507	-		72,507	-
	-	-		61,656	-
	139,808	-	-	201,463	-

TOTAL PERSONNEL SERVICE COSTS

-	910,504	-	-	1,211,507	-
---	---------	---	---	-----------	---

QUARTER 4		OF THE ARTS n			
Total Revenue	1,691,696	-	-	1,871,066	-
Total Expenses	1,645,410	-	-	2,010,871	-
Net Income	46,286	-	-	(139,805)	-
Actual Student Enrollment	291	-	291	291	-
*NOTE: Enrollment, Revenue and Expenditure Data IN the 'Total and Variance Analysis' Section is Based on LAST ACTUAL Quarter Completed		Quarter - 1/1 - 3/31		4th Quarter - 4/1 - 6/30	
		OF THE ARTS n			
		Current Budget	Variance	Actual	Current Budget Variance
CONTRACTED SERVICES					
Accounting / Audit		36,250	-		61,250 -
Legal		6,250	-		6,250 -
Management Company Fee		-	-		- -
Nurse Services		-	-		- -
Food Service / School Lunch		-	-		- -
Payroll Services		15,180	-		15,180 -
Special Ed Services		3,000	-		3,000 -
Titlement Services (i.e. Title I)		-	-		- -
Other Purchased / Professional / Consulting		22,422	-		18,750 -
TOTAL CONTRACTED SERVICES		83,102	-	-	104,430 -

QUARTER 4
_ OF THE ARTS
n

Total Revenue	1,691,696	-	-	1,871,066	-
Total Expenses	1,645,410	-	-	2,010,871	-
Net Income	46,286	-	-	(139,805)	-
Actual Student Enrollment	291	-	291	291	-

	Quarter - 1/1 - 3/31		4th Quarter - 4/1 - 6/30		
	Current Budget	Variance	Actual	Current Budget	Variance
*NOTE: Enrollment, Revenue and Expenditure Data IN the 'Total and Variance Analysis' Section is Based on LAST ACTUAL Quarter Completed					
SCHOOL OPERATIONS					
Board Expenses	600	-		600	-
Classroom / Teaching Supplies & Materials	9,908	-		9,908	-
Special Ed Supplies & Materials	250	-		250	-
Textbooks / Workbooks	1,167	-		24,295	-
Supplies & Materials other	-	-		-	-
Equipment / Furniture	4,000	-		4,000	-
Telephone	1,960	-		1,960	-
Technology	20,858	-		20,858	-
Student Testing & Assessment	2,500	-		2,500	-
Field Trips	23,700	-		23,700	-
Transportation (student)	7,920	-		7,920	-
Student Services - other	12,900	-		32,900	-
Office Expense	14,125	-		14,125	-
Staff Development	31,750	-		31,750	-
Staff Recruitment	6,250	-		6,250	-
Student Recruitment / Marketing	4,500	-		4,500	-
School Meals / Lunch	42,599	-		42,599	-
Travel (Staff)	625	-		625	-
Fundraising	625	-		625	-
Other	2,590	-		2,590	-
TOTAL SCHOOL OPERATIONS	188,827	-	-	231,956	-
FACILITY OPERATION & MAINTENANCE					
Insurance	17,500	-		17,500	-
Janitorial	15,725	-		15,725	-
Building and Land Rent / Lease / Facility Finance Interest	312,213	-		312,213	-
Repairs & Maintenance	6,250	-		6,250	-
Equipment / Furniture	4,000	-		4,000	-
Security	15,120	-		15,120	-
Utilities	18,280	-		18,280	-
TOTAL FACILITY OPERATION & MAINTENANCE	389,088	-	-	389,088	-
DEPRECIATION & AMORTIZATION	30,730	-		30,730	-
RESERVES / CONTINGENCY	-	-		-	-
DEFERRED RENT	43,160	-		43,161	-

QUARTER 4		_ OF THE ARTS			
		n			
		_ OF THE ARTS			
Total Revenue	1,691,696	-	-	1,871,066	-
Total Expenses	1,645,410	-	-	2,010,871	-
Net Income	46,286	-	-	(139,805)	-
Actual Student Enrollment	291	-	291	291	-
		Quarter - 1/1 - 3/31		4th Quarter - 4/1 - 6/30	
*NOTE: Enrollment, Revenue and Expenditure Data IN the 'Total and Variance Analysis' Section is Based on LAST ACTUAL Quarter Completed		Quarter - 1/1 - 3/31			
		Budget	Variance	Actual	Current Budget Variance
TOTAL EXPENSES		1,645,410	-	-	2,010,871 -
NET INCOME		46,286	-	-	(139,805) -

QUARTER 4		OF THE ARTS			
		n			
Total Revenue	1,691,696	-	-	1,871,066	-
Total Expenses	1,645,410	-	-	2,010,871	-
Net Income	46,286	-	-	(139,805)	-
Actual Student Enrollment	Quarter - 1/1 - 3/31 291	-	291	291	-
		Quarter - 1/1 - 3/31		4th Quarter - 4/1 - 6/30	
*NOTE: Enrollment, Revenue and Expenditure Data IN the 'Total and Variance Analysis' Section is Based on LAST ACTUAL Quarter Completed		Current Budget	Variance	Actual	Current Budget
					Variance
ENROLLMENT - *School Districts Are Linked To Above Entries*					
NYC CHANCELLOR'S OFFICE		291	-	291	291
-		-	-	-	-
-		-	-	-	-
-		-	-	-	-
-		-	-	-	-
-		-	-	-	-
-		-	-	-	-
-		-	-	-	-
-		-	-	-	-
-		-	-	-	-
-		-	-	-	-
-		-	-	-	-
-		-	-	-	-
-		-	-	-	-
ALL OTHER School Districts: (Count = 0)		-	-	-	-
TOTAL ENROLLMENT		291	-	291	291
REVENUE PER PUPIL		5,813	-	-	6,430
EXPENSES PER PUPIL		5,654	-	-	6,910

QUARTER 4

NEW YORK CITY CHARTER SCHOOL OF THE A

Budget / Operating Plan

2018-19

Total Revenue	-	-	-	7,183,078	(7,183,078)	-	-	7,183,078
Total Expenses	-	-	-	6,759,867	6,759,867	-	-	6,759,867
Net Income	-	-	-	423,211	(423,211)	-	-	423,211
Actual Student Enrollment	291	291	-			291	-	

***NOTE: Enrollment, Revenue and Expenditure Data IN the 'Total and Variance Analysis' Section is Based on LAST ACTUAL Quarter Completed**

TOTALS AND VARIANCE ANALYSIS

	Actual	Current Budget (Current Quarter)	Actual vs. Current Budget	Current Budget - TY	Actual vs. Current Budget TY	Original Budget (Current Quarter)	Actual vs. Original Budget	Original Budget - TY
REVENUE								
REVENUES FROM STATE SOURCES								
Per Pupil Revenue								
NYC CHANCELLOR'S OFFICE				4,454,337	(4,454,337)	-	-	4,454,337
-	-	-	-	-	-	-	-	-
-	-	-	-	-	-	-	-	-
-	-	-	-	-	-	-	-	-
-	-	-	-	-	-	-	-	-
-	-	-	-	-	-	-	-	-
-	-	-	-	-	-	-	-	-
-	-	-	-	-	-	-	-	-
-	-	-	-	-	-	-	-	-
-	-	-	-	-	-	-	-	-
-	-	-	-	-	-	-	-	-
-	-	-	-	-	-	-	-	-
-	-	-	-	-	-	-	-	-
-	-	-	-	-	-	-	-	-
-	-	-	-	-	-	-	-	-
-	-	-	-	-	-	-	-	-
ALL OTHER School Districts: (Count = 0)	-	-	-	-	-	-	-	-
TOTAL Per Pupil Revenue (Weighted Average Per Pupil Funding)	15,307			4,454,337	(4,454,337)	-	-	4,454,337
Special Education Revenue				740,773	(740,773)	-	-	740,773
Grants								
Stimulus				-	-	-	-	-
DYCD (Department of Youth and Community Development)				-	-	-	-	-
Other				-	-	-	-	-
NYC DoE Rental Assistance				1,179,360	(1,179,360)	-	-	1,179,360
Other				133,920	(133,920)	-	-	133,920
TOTAL REVENUE FROM STATE SOURCES				6,508,389	(6,508,389)	-	-	6,508,389
REVENUE FROM FEDERAL FUNDING								
IDEA Special Needs				26,190	(26,190)	-	-	26,190
Title I				59,655	(59,655)	-	-	59,655
Title Funding - Other				4,772	(4,772)	-	-	4,772
School Food Service (Free Lunch)				67,527	(67,527)	-	-	67,527
Grants								
Charter School Program (CSP) Planning & Implementation				-	-	-	-	-
Other				-	-	-	-	-

QUARTER 4				NEW YORK CITY CHARTER SCHOOL OF THE A				
				Budget / Operating Plan				
				2018-19				
Total Revenue	-	-	-	7,183,078	(7,183,078)	-	-	7,183,0
Total Expenses	-	-	-	6,759,867	6,759,867	-	-	6,759,8
Net Income	-	-	-	423,211	(423,211)	-	-	423,2
Actual Student Enrollment	291	291	-			291	-	
				TOTALS AND VARIANCE ANALYSIS				
*NOTE: Enrollment, Revenue and Expenditure Data IN the 'Total and Variance Analysis' Section is Based on LAST ACTUAL Quarter Completed				Current	Actual	Current	Actual	Original
				Budget	vs.	Budget	vs.	Budget
				(Current	Current	(Current	Original	Original
				Quarter)	Budget	Quarter)	Budget	Budget -
				Actual	- TY	Budget TY		
Other				-	-	-	-	-
TOTAL REVENUE FROM FEDERAL SOURCES				-	158,145	(158,145)	-	158,1
LOCAL and OTHER REVENUE								
Contributions and Donations				-	395,000	(395,000)	-	395,0
Fundraising				-	-	-	-	-
Erate Reimbursement				-	36,720	(36,720)	-	36,7
Earnings on Investments				-	-	-	-	-
Interest Income				-	-	-	-	-
Food Service (Income from meals)				-	61,696	(61,696)	-	61,6
Text Book				-	23,129	(23,129)	-	23,1
OTHER				-	-	-	-	-
TOTAL REVENUE FROM LOCAL and OTHER SOURCES				-	516,544	(516,544)	-	516,5
TOTAL REVENUE				-	7,183,078	(7,183,078)	-	7,183,0

QUARTER 4
NEW YORK CITY CHARTER SCHOOL OF THE A
Budget / Operating Plan
2018-19

Total Revenue	-	-	-	7,183,078	(7,183,078)	-	-	7,183,0
Total Expenses	-	-	-	6,759,867	6,759,867	-	-	6,759,8
Net Income	-	-	-	423,211	(423,211)	-	-	423,2
Actual Student Enrollment	291	291	-			291	-	

***NOTE: Enrollment, Revenue and Expenditure Data IN the 'Total and Variance Analysis' Section is Based on LAST ACTUAL Quarter Completed**

TOTALS AND VARIANCE ANALYSIS

Actual	Current Budget (Current Quarter)	Actual vs. Current Budget	Current Budget - TY	Actual vs. Current Budget TY	Original Budget (Current Quarter)	Actual vs. Original Budget	Original Budget -
--------	----------------------------------	---------------------------	---------------------	------------------------------	-----------------------------------	----------------------------	-------------------

EXPENSES

Quarter 0
No. of Positions

ADMINISTRATIVE STAFF PERSONNEL COSTS

Executive Management	-	-	-	125,000	125,000	-	-	125,0
Instructional Management	-	-	-	-	-	-	-	
Deans, Directors & Coordinators	-	-	-	631,000	631,000	-	-	631,0
CFO / Director of Finance	-	-	-	-	-	-	-	
Operation / Business Manager	-	-	-	175,000	175,000	-	-	175,0
Administrative Staff	-	-	-	130,000	130,000	-	-	130,0
TOTAL ADMINISTRATIVE STAFF	-	-	-	1,061,000	1,061,000	-	-	1,061,0

INSTRUCTIONAL PERSONNEL COSTS

Teachers - Regular	-	-	-	967,120	967,120	-	-	967,1
Teachers - SPED	-	-	-	303,664	303,664	-	-	303,6
Substitute Teachers	-	-	-	-	-	-	-	
Teaching Assistants	-	-	-	-	-	-	-	
Specialty Teachers	-	-	-	482,000	482,000	-	-	482,0
Aides	-	-	-	-	-	-	-	
Therapists & Counselors	-	-	-	162,000	162,000	-	-	162,0
Other	-	-	-	-	-	-	-	
TOTAL INSTRUCTIONAL	-	-	-	1,914,784	1,914,784	-	-	1,914,7

NON-INSTRUCTIONAL PERSONNEL COSTS

Nurse	-	-	-	-	-	-	-	
Librarian	-	-	-	-	-	-	-	
Custodian	-	-	-	-	-	-	-	
Security	-	-	-	-	-	-	-	
Other	-	-	-	107,000	107,000	-	-	107,0
TOTAL NON-INSTRUCTIONAL	-	-	-	107,000	107,000	-	-	107,0

SUBTOTAL PERSONNEL SERVICE COSTS
PAYROLL TAXES AND BENEFITS

Payroll Taxes	-	-	-	269,202	269,202	-	-	269,2
Fringe / Employee Benefits	-	-	-	290,028	290,028	-	-	290,0
Retirement / Pension	-	-	-	61,656	61,656	-	-	61,6
TOTAL PAYROLL TAXES AND BENEFITS	-	-	-	620,886	620,886	-	-	620,8

TOTAL PERSONNEL SERVICE COSTS

	-	-	-	3,703,670	3,703,670	-	-	3,703,6
--	---	---	---	-----------	-----------	---	---	---------

QUARTER 4				NEW YORK CITY CHARTER SCHOOL OF THE A				
				Budget / Operating Plan				
				2018-19				
Total Revenue	-	-	-	7,183,078	(7,183,078)	-	-	7,183,0
Total Expenses	-	-	-	6,759,867	6,759,867	-	-	6,759,8
Net Income	-	-	-	423,211	(423,211)	-	-	423,2
Actual Student Enrollment	291	291	-			291	-	
				TOTALS AND VARIANCE ANALYSIS				
*NOTE: Enrollment, Revenue and Expenditure Data IN the 'Total and Variance Analysis' Section is Based on LAST ACTUAL Quarter Completed				Current	Actual	Actual	Original	Actual
				Budget	vs.	vs.	Budget	vs.
				(Current	Current	Current	(Current	Original
				Quarter)	Budget	Budget - TY	Quarter)	Budget
				Actual				
CONTRACTED SERVICES								
Accounting / Audit	-	-	-	170,000	170,000	-	-	170,0
Legal	-	-	-	25,000	25,000	-	-	25,0
Management Company Fee	-	-	-	-	-	-	-	
Nurse Services	-	-	-	-	-	-	-	
Food Service / School Lunch	-	-	-	-	-	-	-	
Payroll Services	-	-	-	60,720	60,720	-	-	60,7
Special Ed Services	-	-	-	10,000	10,000	-	-	10,0
Titlement Services (i.e. Title I)	-	-	-	8,500	8,500	-	-	8,5
Other Purchased / Professional / Consulting	-	-	-	74,672	74,672	-	-	74,6
TOTAL CONTRACTED SERVICES	-	-	-	348,892	348,892	-	-	348,8

QUARTER 4				NEW YORK CITY CHARTER SCHOOL OF THE A							
				Budget / Operating Plan							
				2018-19							
Total Revenue	-	-	-	7,183,078	(7,183,078)	-	-	7,183,0			
Total Expenses	-	-	-	6,759,867	6,759,867	-	-	6,759,8			
Net Income	-	-	-	423,211	(423,211)	-	-	423,2			
Actual Student Enrollment	291	291	-			291	-				
				TOTALS AND VARIANCE ANALYSIS							
*NOTE: Enrollment, Revenue and Expenditure Data IN the 'Total and Variance Analysis' Section is Based on LAST ACTUAL Quarter Completed				Actual	Current Budget (Current Quarter)	Actual vs. Current Budget	Current Budget - TY	Actual vs. Current Budget TY	Original Budget (Current Quarter)	Actual vs. Original Budget	Original Budget -
SCHOOL OPERATIONS											
Board Expenses	-	-	-	2,000	2,000	-	-	2,0			
Classroom / Teaching Supplies & Materials	-	-	-	83,500	83,500	-	-	83,5			
Special Ed Supplies & Materials	-	-	-	3,000	3,000	-	-	3,0			
Textbooks / Workbooks	-	-	-	37,129	37,129	-	-	37,1			
Supplies & Materials other	-	-	-	-	-	-	-	-			
Equipment / Furniture	-	-	-	16,000	16,000	-	-	16,0			
Telephone	-	-	-	7,840	7,840	-	-	7,8			
Technology	-	-	-	83,430	83,430	-	-	83,4			
Student Testing & Assessment	-	-	-	10,000	10,000	-	-	10,0			
Field Trips	-	-	-	79,000	79,000	-	-	79,0			
Transportation (student)	-	-	-	26,400	26,400	-	-	26,4			
Student Services - other	-	-	-	63,000	63,000	-	-	63,0			
Office Expense	-	-	-	56,500	56,500	-	-	56,5			
Staff Development	-	-	-	115,000	115,000	-	-	115,0			
Staff Recruitment	-	-	-	25,000	25,000	-	-	25,0			
Student Recruitment / Marketing	-	-	-	15,000	15,000	-	-	15,0			
School Meals / Lunch	-	-	-	141,998	141,998	-	-	141,9			
Travel (Staff)	-	-	-	2,500	2,500	-	-	2,5			
Fundraising	-	-	-	2,500	2,500	-	-	2,5			
Other	-	-	-	10,360	10,360	-	-	10,3			
TOTAL SCHOOL OPERATIONS	-	-	-	780,156	780,156	-	-	780,1			
FACILITY OPERATION & MAINTENANCE											
Insurance	-	-	-	70,000	70,000	-	-	70,0			
Janitorial	-	-	-	52,416	52,416	-	-	52,4			
Building and Land Rent / Lease / Facility Finance Interest	-	-	-	1,244,652	1,244,652	-	-	1,244,6			
Repairs & Maintenance	-	-	-	125,000	125,000	-	-	125,0			
Equipment / Furniture	-	-	-	16,000	16,000	-	-	16,0			
Security	-	-	-	50,400	50,400	-	-	50,4			
Utilities	-	-	-	73,120	73,120	-	-	73,1			
TOTAL FACILITY OPERATION & MAINTENANCE	-	-	-	1,631,588	1,631,588	-	-	1,631,5			
DEPRECIATION & AMORTIZATION				-	-	-	122,920	122,920	-	-	122,9
RESERVES / CONTINGENCY				-	-	-	-	-	-	-	-
DEFERRED RENT				-	-	-	172,642	172,642	-	-	172,6

QUARTER 4				NEW YORK CITY CHARTER SCHOOL OF THE A				
				Budget / Operating Plan				
				2018-19				
Total Revenue	-	-	-	7,183,078	(7,183,078)	-	-	7,183,0
Total Expenses	-	-	-	6,759,867	6,759,867	-	-	6,759,8
Net Income	-	-	-	423,211	(423,211)	-	-	423,2
Actual Student Enrollment	291	291	-			291	-	
				TOTALS AND VARIANCE ANALYSIS				
*NOTE: Enrollment, Revenue and Expenditure Data IN the 'Total and Variance Analysis' Section is Based on LAST ACTUAL Quarter Completed				Current Budget (Current Quarter)	Actual vs. Current Budget	Current Budget - TY	Actual vs. Current Budget TY	Original Budget (Current Quarter)
				Actual				Original Budget
TOTAL EXPENSES	-	-	-	6,759,867	6,759,867	-	-	6,759,8
NET INCOME	-	-	-	423,211	(423,211)	-	-	423,2

QUARTER 4			NEW YORK CITY CHARTER SCHOOL OF THE A							
			2018-19 Budget / Operating Plan							
			2018-19							
Total Revenue	-	-	-	7,183,078	(7,183,078)	-	-	7,183,0		
Total Expenses	-	-	-	6,759,867	6,759,867	-	-	6,759,8		
Net Income	-	-	-	423,211	(423,211)	-	-	423,2		
Actual Student Enrollment	291	291	-	TOTALS AND VARIANCE ANALYSIS						
			TOTALS AND VARIANCE ANALYSIS							
*NOTE: Enrollment, Revenue and Expenditure Data IN the 'Total and Variance Analysis' Section is Based on LAST ACTUAL Quarter Completed			Actual	Current Budget (Current Quarter)	Actual vs. Current Budget	Current Budget - TY	Actual vs. Current Budget TY	Original Budget (Current Quarter)	Actual vs. Original Budget	Original Budget -
ENROLLMENT - *School Districts Are Linked To Above Entries*			* Enrollment Data Based on Last Actual Quarter Completed							
NYC CHANCELLOR'S OFFICE			291	291	-			291	-	
-			-	-	-			-	-	
-			-	-	-			-	-	
-			-	-	-			-	-	
-			-	-	-			-	-	
-			-	-	-			-	-	
-			-	-	-			-	-	
-			-	-	-			-	-	
-			-	-	-			-	-	
-			-	-	-			-	-	
-			-	-	-			-	-	
-			-	-	-			-	-	
-			-	-	-			-	-	
-			-	-	-			-	-	
-			-	-	-			-	-	
-			-	-	-			-	-	
-			-	-	-			-	-	
ALL OTHER School Districts: (Count = 0)			-	-	-			-	-	
TOTAL ENROLLMENT			291	291	-			291	-	
REVENUE PER PUPIL			-	-	-			-	-	
EXPENSES PER PUPIL			-	-	-			-	-	

Total Revenue	(7,183,078)	-	-
Total Expenses	6,759,867	-	-
Net Income	(423,211)	-	-
Actual Student Enrollment		166	
<p>*NOTE: Enrollment, Revenue and Expenditure Data IN the 'Total and Variance Analysis' Section is Based on LAST ACTUAL Quarter Completed</p>			
	Actual vs. Original Budget TY	PY Actual (PY TY / No. of COMPLETED Actual CY	Actual CY vs. Actual PY
REVENUE			
REVENUES FROM STATE SOURCES			
Per Pupil Revenue	2018-19 Per Pupil Rate		
NYC CHANCELLOR'S OFFICE	15,307	(4,454,337)	-
-	-	-	-
-	-	-	-
-	-	-	-
-	-	-	-
-	-	-	-
-	-	-	-
-	-	-	-
-	-	-	-
-	-	-	-
-	-	-	-
-	-	-	-
-	-	-	-
-	-	-	-
-	-	-	-
ALL OTHER School Districts: (Count = 0)	-	-	-
TOTAL Per Pupil Revenue (Weighted Average Per Pupil Funding)	15,307	(4,454,337)	-
Special Education Revenue		(740,773)	-
Grants			
Stimulus		-	-
DYCD (Department of Youth and Community Development)		-	-
Other		-	-
NYC DoE Rental Assistance		(1,179,360)	-
Other		(133,920)	-
TOTAL REVENUE FROM STATE SOURCES		(6,508,389)	-
REVENUE FROM FEDERAL FUNDING			
IDEA Special Needs		(26,190)	-
Title I		(59,655)	-
Title Funding - Other		(4,772)	-
School Food Service (Free Lunch)		(67,527)	-
Grants			
Charter School Program (CSP) Planning & Implementation		-	-
Other		-	-

Total Revenue	(7,183,078)	-	-
Total Expenses	6,759,867	-	-
Net Income	(423,211)	-	-
Actual Student Enrollment		166	
*NOTE: Enrollment, Revenue and Expenditure Data IN the 'Total and Variance Analysis' Section is Based on LAST ACTUAL Quarter Completed		Actual vs. Original Budget TY	PY Actual (PY TY / No. of COMPLETED Actual CY vs. Actual PY
Other	-	-	-
TOTAL REVENUE FROM FEDERAL SOURCES	(158,145)	-	-
LOCAL and OTHER REVENUE			
Contributions and Donations	(395,000)	-	-
Fundraising	-	-	-
Erate Reimbursement	(36,720)	-	-
Earnings on Investments	-	-	-
Interest Income	-	-	-
Food Service (Income from meals)	(61,696)	-	-
Text Book	(23,129)	-	-
OTHER	-	-	-
TOTAL REVENUE FROM LOCAL and OTHER SOURCES	(516,544)	-	-
TOTAL REVENUE	(7,183,078)	-	-

Total Revenue	(7,183,078)	-	-
Total Expenses	6,759,867	-	-
Net Income	(423,211)	-	-
Actual Student Enrollment		166	
<p>*NOTE: Enrollment, Revenue and Expenditure Data IN the 'Total and Variance Analysis' Section is Based on LAST ACTUAL Quarter Completed</p>			
	Actual vs. Original Budget TY	PY Actual (PY TY / No. of COMPLETED Actual CY	Actual CY vs. Actual PY
EXPENSES			
Quarter 0			
ADMINISTRATIVE STAFF PERSONNEL COSTS	No. of Positions		
Executive Management	-	125,000	-
Instructional Management	-	-	-
Deans, Directors & Coordinators	-	631,000	-
CFO / Director of Finance	-	-	-
Operation / Business Manager	-	175,000	-
Administrative Staff	-	130,000	-
TOTAL ADMINISTRATIVE STAFF	-	1,061,000	-
INSTRUCTIONAL PERSONNEL COSTS			
Teachers - Regular	-	967,120	-
Teachers - SPED	-	303,664	-
Substitute Teachers	-	-	-
Teaching Assistants	-	-	-
Specialty Teachers	-	482,000	-
Aides	-	-	-
Therapists & Counselors	-	162,000	-
Other	-	-	-
TOTAL INSTRUCTIONAL	-	1,914,784	-
NON-INSTRUCTIONAL PERSONNEL COSTS			
Nurse	-	-	-
Librarian	-	-	-
Custodian	-	-	-
Security	-	-	-
Other	-	107,000	-
TOTAL NON-INSTRUCTIONAL	-	107,000	-
SUBTOTAL PERSONNEL SERVICE COSTS	-	3,082,784	-
PAYROLL TAXES AND BENEFITS			
Payroll Taxes		269,202	-
Fringe / Employee Benefits		290,028	-
Retirement / Pension		61,656	-
TOTAL PAYROLL TAXES AND BENEFITS		620,886	-
TOTAL PERSONNEL SERVICE COSTS	-	3,703,670	-

QUARTER 4	S
------------------	----------

Total Revenue	(7,183,078)	-	-
Total Expenses	6,759,867	-	-
Net Income	(423,211)	-	-
Actual Student Enrollment		166	
*NOTE: Enrollment, Revenue and Expenditure Data IN the 'Total and Variance Analysis' Section is Based on LAST ACTUAL Quarter Completed		S	Actual vs. Original Budget TY
		PY Actual (PY TY / No. of COMPLETED Actual CY	Actual CY vs. Actual PY
CONTRACTED SERVICES			
Accounting / Audit	170,000	-	-
Legal	25,000	-	-
Management Company Fee	-	-	-
Nurse Services	-	-	-
Food Service / School Lunch	-	-	-
Payroll Services	60,720	-	-
Special Ed Services	10,000	-	-
Titlement Services (i.e. Title I)	8,500	-	-
Other Purchased / Professional / Consulting	74,672	-	-
TOTAL CONTRACTED SERVICES	348,892	-	-

Total Revenue	(7,183,078)	-	-
Total Expenses	6,759,867	-	-
Net Income	(423,211)	-	-
Actual Student Enrollment		166	
<p>*NOTE: Enrollment, Revenue and Expenditure Data IN the 'Total and Variance Analysis' Section is Based on LAST ACTUAL Quarter Completed</p>			
	Actual vs. Original Budget TY	PY Actual (PY TY / No. of COMPLETED Actual CY	Actual CY vs. Actual PY
SCHOOL OPERATIONS			
Board Expenses	2,000	-	-
Classroom / Teaching Supplies & Materials	83,500	-	-
Special Ed Supplies & Materials	3,000	-	-
Textbooks / Workbooks	37,129	-	-
Supplies & Materials other	-	-	-
Equipment / Furniture	16,000	-	-
Telephone	7,840	-	-
Technology	83,430	-	-
Student Testing & Assessment	10,000	-	-
Field Trips	79,000	-	-
Transportation (student)	26,400	-	-
Student Services - other	63,000	-	-
Office Expense	56,500	-	-
Staff Development	115,000	-	-
Staff Recruitment	25,000	-	-
Student Recruitment / Marketing	15,000	-	-
School Meals / Lunch	141,998	-	-
Travel (Staff)	2,500	-	-
Fundraising	2,500	-	-
Other	10,360	-	-
TOTAL SCHOOL OPERATIONS	780,156	-	-
FACILITY OPERATION & MAINTENANCE			
Insurance	70,000	-	-
Janitorial	52,416	-	-
Building and Land Rent / Lease / Facility Finance Interest	1,244,652	-	-
Repairs & Maintenance	125,000	-	-
Equipment / Furniture	16,000	-	-
Security	50,400	-	-
Utilities	73,120	-	-
TOTAL FACILITY OPERATION & MAINTENANCE	1,631,588	-	-
DEPRECIATION & AMORTIZATION	122,920	-	-
RESERVES / CONTINGENCY	-	-	-
DEFERRED RENT	172,642	-	-

QUARTER 4		S	
		S	
Total Revenue	(7,183,078)	-	-
Total Expenses	6,759,867	-	-
Net Income	(423,211)	-	-
Actual Student Enrollment		166	
*NOTE: Enrollment, Revenue and Expenditure Data IN the 'Total and Variance Analysis' Section is Based on LAST ACTUAL Quarter Completed		Actual vs. Original Budget TY	PY Actual (PY TY / No. of COMPLETED Actual CY Actual PY
TOTAL EXPENSES		6,759,867	-
NET INCOME		(423,211)	-

QUARTER 4		S		-
Total Revenue		(7,183,078)	-	-
Total Expenses		6,759,867	-	-
Net Income		(423,211)	-	-
Actual Student Enrollment			166	
*NOTE: Enrollment, Revenue and Expenditure Data IN the 'Total and Variance Analysis' Section is Based on LAST ACTUAL Quarter Completed		Actual vs. Original Budget TY	PY Actual (PY TY / No. of COMPLETED Actual CY	Actual CY vs. Actual PY
ENROLLMENT - *School Districts Are Linked To Above Entries*				
NYC CHANCELLOR'S OFFICE			166	125
-			-	-
-			-	-
-			-	-
-			-	-
-			-	-
-			-	-
-			-	-
-			-	-
-			-	-
-			-	-
-			-	-
-			-	-
-			-	-
-			-	-
-			-	-
ALL OTHER School Districts: (Count = 0)			-	-
TOTAL ENROLLMENT			166	125
REVENUE PER PUPIL			-	-
EXPENSES PER PUPIL			-	-



Annual Report Requirement
for SUNY Authorized Charter Schools
NEW YORK CITY CHARTER SCHOOL OF THE ARTS
2018-19

Administrative
expenditures per pupil:

\$0.00

Per NYS Statute

Administrative expenditures per pupil: the sum of all general administration salaries and other general administration expenditures divided by the total number of enrolled students. Employee benefit costs or expenditures should not be reported here.

***NOTE: THIS TAB ONLY NEEDS TO BE COMPLETED FOR Q4**

Disclosure of Financial Interest by a Current or Proposed Charter School Education Corporation Trustee

Trustee Name:

 Randall W Iserman

Name of Charter School Education Corporation (for an unmerged school, this is the Charter School Name):

 NYC Charter School of the Arts

1. List all positions held on the education corporation board (e.g., president, treasurer, parent representative).

Trustee/Board Member

2. Is the trustee an employee of any school operated by the Education Corporation?

 Yes X No

If **Yes**, for each school, please provide a description of the position(s) you hold, your responsibilities, your salary and your start date.

3. Is the trustee an employee or agent of the management company or institutional partner of the charter school(s) governed by the Education Corporation?

 Yes X No

If **Yes**, for each school, please provide a description of the position(s) you hold, your responsibilities, your salary and your start date.

4. Identify each interest/transaction (and provide the requested information) that you or any of your immediate family members or any persons who live with you in your house have held or engaged in with the charter school(s) governed by the Education Corporation during the time you have served on the board, and in the six-month period prior to such service. If there has been no such financial interest or transaction, write **None**. Please note that if you answered **Yes** to Questions 2-4 above, you need not disclose again your employment status, salary, etc.

Date(s)	Nature of Financial Interest/Transaction	Steps taken to avoid a conflict of interest, (e.g., did not vote, did not participate in discussion)	Name of person holding interest or engaging in transaction and relationship to yourself
N/A	NONE	N/A	N/A

5. Identify each individual, business, corporation, union association, firm, partnership, committee proprietorship, franchise holding company, joint stock company, business or real estate trust, non-profit organization, or other organization or group of people doing business with the school(s) governed by the Education Corporation and in which such entity, during the time of your tenure as a trustee, you and/or your immediate family member(s) or person(s) living in your house had a financial interest or other relationship. If you are a member, director, officer or employee of an organization formally partnered with the school(s) that is/are doing business with the school(s) through a management or services agreement, please identify only the name of the organization, your position in the organization, and the relationship between such organization and the school(s). If there was no financial interest, write **None**.

Organization conducting business with the school(s)	Nature of business conducted	Approximate value of the business conducted	Name of Trustee and/or immediate family member of household holding an interest in the organization conducting business with the school(s) and the nature of the interest	Steps Taken to Avoid Conflict of Interest
NONE	NONE	N/A	N/A	N/A

Signature

Date

Please note that this document is considered a public record and as such, may be made available to members of the public upon request under the Freedom of Information Law. Personal contact information provided below will be redacted.

Business Telephone

Business Address

E-mail Address

Home Telephone

Home Address:

**Disclosure of Financial Interest by a Current or Proposed Charter School
Education Corporation Trustee**

Trustee Name:

JIM CHU

Name of Charter School Education Corporation (for an unmerged school, this is the Charter School Name):

New York City Charter School of the Arts

1. List all positions held on the education corporation board (e.g., president, treasurer, parent representative).

2. Is the trustee an employee of any school operated by the Education Corporation?
☐ Yes ☒ No

If Yes, for each school, please provide a description of the position(s) you hold, your responsibilities, your salary and your start date.

3. Is the trustee an employee or agent of the management company or institutional partner of the charter school(s) governed by the Education Corporation?
☐ Yes ☒ No

If Yes, for each school, please provide a description of the position(s) you hold, your responsibilities, your salary and your start date.

4. Identify each interest/transaction (and provide the requested information) that you or any of your immediate family members or any persons who live with you in your house have held or engaged in with the charter school(s) governed by the Education Corporation during the time you have served on the board, and in the six-month period prior to such service. If there has been no such financial interest or transaction, write **None**. Please note that if you answered Yes to Questions 2-4 above, you need not disclose again your employment status, salary, etc.

Date(s)	Nature of Financial Interest/Transaction	Steps taken to avoid a conflict of interest, (e.g., did not vote, did not participate in discussion)	Name of person holding interest or engaging in transaction and relationship to yourself
<u>NONE</u>	<u>NONE</u>	<u>NONE</u>	<u>NONE</u>

Please write "None" if applicable. Do not leave this space blank.

5. Identify each individual, business, corporation, union association, firm, partnership, committee proprietorship, franchise holding company, joint stock company, business or real estate trust, non-profit organization, or other organization or group of people doing business with the school(s) governed by the Education Corporation and in which such entity, during the time of your tenure as a trustee, you and/or your immediate family member(s) or person(s) living in your house had a financial interest or other relationship. If you are a member, director, officer or employee of an organization formally partnered with the school(s) that is/are doing business with the school(s) through a management or services agreement, please identify only the name of the organization, your position in the organization, and the relationship between such organization and the school(s). If there was no financial interest, write None.

Organization conducting business with the school(s)	Nature of business conducted	Approximate value of the business conducted	Name of Trustee and/or immediate family member of household holding an interest in the organization conducting business with the school(s) and the nature of the interest	Steps Taken to Avoid Conflict of Interest
<i>Please write "None" if applicable. Do not leave this space blank.</i>				

[Signature]
Signature

7/12/18
Date

Please note that this document is considered a public record and as such, may be made available to members of the public upon request under the Freedom of Information Law. Personal contact information provided below will be redacted.

Business Telephone:

Business Address:

E-mail Address:

Home Telephone:

Home Address:

Disclosure of Financial Interest by a Current or Proposed Charter School Education Corporation Trustee

Trustee Name:

_____ Laura
Blankfein _____

Name of Charter School Education Corporation (for an unmerged school, this is the Charter School Name):

New York City Charter School of the Arts

1. List all positions held on the education corporation board (e.g., president, treasurer, parent representative).

Vice Chair

2. Is the trustee an employee of any school operated by the Education Corporation?
____ **Yes** __x__ **No**

If **Yes**, for each school, please provide a description of the position(s) you hold, your responsibilities, your salary and your start date.

3. Is the trustee an employee or agent of the management company or institutional partner of the charter school(s) governed by the Education Corporation?

____ **Yes** __x__ **No**

If **Yes**, for each school, please provide a description of the position(s) you hold, your responsibilities, your salary and your start date.

4. Identify each interest/transaction (and provide the requested information) that you or any of your immediate family members or any persons who live with you in your house have held or engaged in with the charter school(s) governed by the Education Corporation during the time you have served on the board, and in the six-month period prior to such service. If there has been no such financial interest or transaction, write **None**. Please note that if you answered **Yes** to Questions 2-4 above, you need not disclose again your employment status, salary, etc.

Date(s)	Nature of Financial Interest/Transaction	Steps taken to avoid a conflict of interest, (e.g., did not vote, did not participate in discussion)	Name of person holding interest or engaging in transaction and relationship to yourself
NonePlease write "None" if applicable. Do not leave this space blank			

--	--	--	--


5. Identify each individual, business, corporation, union association, firm, partnership, committee proprietorship, franchise holding company, joint stock company, business or real estate trust, non-profit organization, or other organization or group of people doing business with the school(s) governed by the Education Corporation **and** in which such entity, during the time of your tenure as a trustee, you and/or your immediate family member(s) or person(s) living in your house had a financial interest or other relationship. If you are a member, director, officer or employee of an organization formally partnered with the school(s) that is/are doing business with the school(s) through a management or services agreement, please identify only the name of the organization, your position in the organization, and the relationship between such organization and the school(s). If there was no financial interest, write **None**.

Organization conducting business with the school(s)	Nature of business conducted	Approximate value of the business conducted	Name of Trustee and/or immediate family member of household holding an interest in the organization conducting business with the school(s) and the nature of the interest	Steps Taken to Avoid Conflict of Interest
<i>NonePlease write "None" if applicable. Do not leave this space blank.</i>				

Blankfein
 _____ 7/9/18
 Signature

Date

Please note that this document is considered a public record and as such, may be made available to members of the public upon request under the Freedom of Information Law. Personal contact information provided below will be redacted.



**Disclosure of Financial Interest by a Current or Proposed Charter School
Education Corporation Trustee**

Trustee Name:

MATTHIAS EDERER

Name of Charter School Education Corporation (for an unmerged school, this is the Charter School Name):

NEW YORK CITY CHARTER SCHOOL OF THE ARTS

1. List all positions held on the education corporation board (e.g., president, treasurer, parent representative). TREASURER TO BOT

2. Is the trustee an employee of any school operated by the Education Corporation?
☐ Yes ☒ No

If **Yes**, for each school, please provide a description of the position(s) you hold, your responsibilities, your salary and your start date.

3. Is the trustee an employee or agent of the management company or institutional partner of the charter school(s) governed by the Education Corporation?

☐ Yes ☒ No

If **Yes**, for each school, please provide a description of the position(s) you hold, your responsibilities, your salary and your start date.

4. Identify each interest/transaction (and provide the requested information) that you or any of your immediate family members or any persons who live with you in your house have held or engaged in with the charter school(s) governed by the Education Corporation during the time you have served on the board, and in the six-month period prior to such service. If there has been no such financial interest or transaction, write **None**. Please note that if you answered **Yes** to Questions 2-4 above, you need not disclose again your employment status, salary, etc.

Date(s)	Nature of Financial Interest/Transaction	Steps taken to avoid a conflict of interest, (e.g., did not vote, did not participate in discussion)	Name of person holding interest or engaging in transaction and relationship to yourself
<i>Please write "None" if applicable. Do not leave this space blank.</i>			

NONE

5. Identify each individual, business, corporation, union association, firm, partnership, committee proprietorship, franchise holding company, joint stock company, business or real estate trust, non-profit organization, or other organization or group of people doing business with the school(s) governed by the Education Corporation **and** in which such entity, during the time of your tenure as a trustee, you and/or your immediate family member(s) or person(s) living in your house had a financial interest or other relationship. If you are a member, director, officer or employee of an organization formally partnered with the school(s) that is/are doing business with the school(s) through a management or services agreement, please identify only the name of the organization, your position in the organization, and the relationship between such organization and the school(s). If there was no financial interest, write **None**.

Organization conducting business with the school(s)	Nature of business conducted	Approximate value of the business conducted	Name of Trustee and/or immediate family member of household holding an interest in the organization conducting business with the school(s) and the nature of the interest	Steps Taken to Avoid Conflict of Interest
<i>Please write "None" if applicable. Do not leave this space blank.</i>				


Signature

7/9/2018
Date

Please note that this document is considered a public record and as such, may be made available to members of the public upon request under the Freedom of Information Law. Personal contact information provided below will be redacted.


Business Telephone

Business Address

E-mail Address

Home Telephone

Home Address



**Disclosure of Financial Interest by a Current or Proposed Charter School
Education Corporation Trustee**

Trustee Name:

Danai F. Abrams

Name of Charter School Education Corporation (for an unmerged school, this is the Charter School Name):

New York City Charter School of the Arts

1. List all positions held on the education corporation board (e.g., president, treasurer, parent representative).

Chairman

2. Is the trustee an employee of any school operated by the Education Corporation?
☐ Yes ☒ No

If **Yes**, for each school, please provide a description of the position(s) you hold, your responsibilities, your salary and your start date.

3. Is the trustee an employee or agent of the management company or institutional partner of the charter school(s) governed by the Education Corporation?

☐ Yes ☒ No

If **Yes**, for each school, please provide a description of the position(s) you hold, your responsibilities, your salary and your start date.

4. Identify each interest/transaction (and provide the requested information) that you or any of your immediate family members or any persons who live with you in your house have held or engaged in with the charter school(s) governed by the Education Corporation during the time you have served on the board, and in the six-month period prior to such service. If there has been no such financial interest or transaction, write **None**. Please note that if you answered **Yes** to Questions 2-4 above, you need not disclose again your employment status, salary, etc.

Date(s)	Nature of Financial Interest/Transaction	Steps taken to avoid a conflict of interest, (e.g., did not vote, did not participate in discussion)	Name of person holding interest or engaging in transaction and relationship to yourself
<u>None</u>	<u>None</u>	<u>None</u>	<u>None</u>

Please write "None" if applicable. Do not leave this space blank.

--	--	--	--

5. Identify each individual, business, corporation, union association, firm, partnership, committee proprietorship, franchise holding company, joint stock company, business or real estate trust, non-profit organization, or other organization or group of people doing business with the school(s) governed by the Education Corporation and in which such entity, during the time of your tenure as a trustee, you and/or your immediate family member(s) or person(s) living in your house had a financial interest or other relationship. If you are a member, director, officer or employee of an organization formally partnered with the school(s) that is/are doing business with the school(s) through a management or services agreement, please identify only the name of the organization, your position in the organization, and the relationship between such organization and the school(s). If there was no financial interest, write **None**.

Organization conducting business with the school(s)	Nature of business conducted	Approximate value of the business conducted	Name of Trustee and/or immediate family member of household holding an interest in the organization conducting business with the school(s) and the nature of the interest	Steps Taken to Avoid Conflict of Interest
<i>None</i>	<i>None</i>	<i>None</i>	<i>None</i>	<i>None</i>

Danial Qury

Signature

7/26/2018

Date

Please note that this document is considered a public record and as such, may be made available to members of the public upon request under the Freedom of Information Law. Personal contact information provided below will be redacted.


Business Te

Business Ad

E-mail Address

Home Telephone

Home Address



Disclosure of Financial Interest by a Current or Proposed Charter School Education Corporation Trustee

Trustee Name:

_____ **Adam Falkner**

Name of Charter School Education Corporation (for an unmerged school, this is the Charter School Name):

_____ **New York City School Charter of the Arts**

List all positions held on the education corporation board (e.g., president, treasurer, parent representative).

Founding Board Member

1. Is the trustee an employee of any school operated by the Education Corporation?
____ **Yes** __X__ **No**

If **Yes**, for each school, please provide a description of the position(s) you hold, your responsibilities, your salary and your start date.

2. Is the trustee an employee or agent of the management company or institutional partner of the charter school(s) governed by the Education Corporation?
____ **Yes** _X__ **No**

If **Yes**, for each school, please provide a description of the position(s) you hold, your responsibilities, your salary and your start date.

3. Identify each interest/transaction (and provide the requested information) that you or any of your immediate family members or any persons who live with you in your house have held or engaged in with the charter school(s) governed by the Education Corporation during the time you have served on the board, and in the six-month period prior to such service. If there has been no such financial interest or transaction, write **None**. Please note that if you answered **Yes** to Questions 2-4 above, you need not disclose again your employment status, salary, etc.

Date(s)	Nature of Financial Interest/Transaction	Steps taken to avoid a conflict of interest, (e.g., did not vote, did not participate in discussion)	Name of person holding interest or engaging in transaction and relationship to yourself
		<u>NONE!</u>	

--	--	--	--

4. Identify each individual, business, corporation, union association, firm, partnership, committee proprietorship, franchise holding company, joint stock company, business or real estate trust, non-profit organization, or other organization or group of people doing business with the school(s) governed by the Education Corporation **and** in which such entity, during the time of your tenure as a trustee, you and/or your immediate family member(s) or person(s) living in your house had a financial interest or other relationship. If you are a member, director, officer or employee of an organization formally partnered with the school(s) that is/are doing business with the school(s) through a management or services agreement, please identify only the name of the organization, your position in the organization, and the relationship between such organization and the school(s). If there was no financial interest, write **None**.

Organization conducting business with the school(s)	Nature of business conducted	Approximate value of the business conducted	Name of Trustee and/or immediate family member of household holding an interest in the organization conducting business with the school(s) and the nature of the interest	Steps Taken to Avoid Conflict of Interest
		<u>NONE!</u>		

Adam Falkner


7/23/18

Signature

Date

Please note that this document is considered a public record and as such, may be made available to members of the public upon request under the Freedom of Information Law. Personal contact information provided below will be redacted.

Business Telephone: _____



**Disclosure of Financial Interest by a Current or Proposed Charter School
Education Corporation Trustee**

Trustee Name:

LAURENCE HEILBRONN

Name of Charter School Education Corporation (for an unmerged school, this is the Charter School Name):

CITY School of the ARTS (CSA)

1. List all positions held on the education corporation board (e.g., president, treasurer, parent representative).

2. Is the trustee an employee of any school operated by the Education Corporation?

☐ Yes ☒ No

If **Yes**, for each school, please provide a description of the position(s) you hold, your responsibilities, your salary and your start date.

3. Is the trustee an employee or agent of the management company or institutional partner of the charter school(s) governed by the Education Corporation?

☐ Yes ☒ No

If **Yes**, for each school, please provide a description of the position(s) you hold, your responsibilities, your salary and your start date.

4. Identify each interest/transaction (and provide the requested information) that you or any of your immediate family members or any persons who live with you in your house have held or engaged in with the charter school(s) governed by the Education Corporation during the time you have served on the board, and in the six-month period prior to such service. If there has been no such financial interest or transaction, write **None**. Please note that if you answered **Yes** to Questions 2-4 above, you need not disclose again your employment status, salary, etc.

Date(s)	Nature of Financial Interest/Transaction	Steps taken to avoid a conflict of interest, (e.g., did not vote, did not participate in discussion)	Name of person holding interest or engaging in transaction and relationship to yourself

5. Identify each individual, business, corporation, union association, firm, partnership, committee proprietorship, franchise holding company, joint stock company, business or real estate trust, non-profit organization, or other organization or group of people doing business with the school(s) governed by the Education Corporation **and** in which such entity, during the time of your tenure as a trustee, you and/or your immediate family member(s) or person(s) living in your house had a financial interest or other relationship. If you are a member, director, officer or employee of an organization formally partnered with the school(s) that is/are doing business with the

school(s) through a management or services agreement, please identify only the name of the organization, your position in the organization, and the relationship between such organization and the school(s). If there was no financial interest, write **None**.

Organization conducting business with the school(s)	Nature of business conducted	Approximate value of the business conducted	Name of Trustee and/or immediate family member of household holding an interest in the organization conducting business with the school(s) and the nature of the interest	Steps Taken to Avoid Conflict of Interest

Lawrence Heilbrunn July 10th 2018

Signature Date

Please note that this document is considered a public record and as such, may be made available to members of the public upon request under the Freedom of Information Law. Personal contact information provided below will be redacted.


Business Telephone: _____

Business Address:

E-mail Address:

Home Telephone:

Home Address:



Disclosure of Financial Interest by a Current or Proposed Charter School Education Corporation Trustee

Trustee Name:

Jose De Jesus

Name of Charter School Education Corporation (for an unmerged school, this is the Charter School Name):

New York City Charter School of the Arts

1. List all positions held on the education corporation board (e.g., president, treasurer, parent representative).

Program Committee Director

2. Is the trustee an employee of any school operated by the Education Corporation?

Yes ☒ No

If **Yes**, for each school, please provide a description of the position(s) you hold, your responsibilities, your salary and your start date.

3. Is the trustee an employee or agent of the management company or institutional partner of the charter school(s) governed by the Education Corporation?

Yes ☒ No

If **Yes**, for each school, please provide a description of the position(s) you hold, your responsibilities, your salary and your start date.

4. Identify each interest/transaction (and provide the requested information) that you or any of your immediate family members or any persons who live with you in your house have held or engaged in with the charter school(s) governed by the Education Corporation during the time you have served on the board, and in the six-month period prior to such service. If there has been no such financial interest or transaction, write **None**. Please note that if you answered **Yes** to Questions 2-4 above, you need not disclose again your employment status, salary, etc.

Date(s)	Nature of Financial Interest/Transaction	Steps taken to avoid a conflict of interest, (e.g., did not vote, did not participate in discussion)	Name of person holding interest or engaging in transaction and relationship to yourself
<u>None</u>	<i>Please write "None" if applicable. Do not leave this space blank.</i> <u>None</u>		

5. Identify each individual, business, corporation, union association, firm, partnership, committee proprietorship, franchise holding company, joint stock company, business or real estate trust, non-profit organization, or other organization or group of people doing business with the school(s) governed by the Education Corporation **and** in which such entity, during the time of your tenure as a trustee, you and/or your immediate family member(s) or person(s) living in your house had a financial interest or other relationship. If you are a member, director, officer or employee of an organization formally partnered with the school(s) that is/are doing business with the school(s) through a management or services agreement, please identify only the name of the organization, your position in the organization, and the relationship between such organization and the school(s). If there was no financial interest, write **None**.

Organization conducting business with the school(s)	Nature of business conducted	Approximate value of the business conducted	Name of Trustee and/or immediate family member of household holding an interest in the organization conducting business with the school(s) and the nature of the interest	Steps Taken to Avoid Conflict of Interest
<i>Please write "None" if applicable. Do not leave this space blank</i> None	None	None	None	None

for De Jan
Signature

July 31st, 2018
Date

Please note that this document is considered a public record and as such, may be made available to members of the public upon request under the Freedom of Information Law. Personal contact information provided below will be redacted.

Business Telephone: 

Business Address: 

E-mail Address: 

Home Telephone: _____

Home Address: _____

<p align="center">Disclosure of Financial Interest by a Current or Proposed Charter School Education Corporation Trustee</p>

Trustee Name:

Benjamin Gluck

Name of Charter School Education Corporation (for an unmerged school, this is the Charter School Name):

NYCCSA

1. List all positions held on the education corporation board (e.g., president, treasurer, parent representative). SECRETARY

2. Is the trustee an employee of any school operated by the Education Corporation?
☐ Yes ☒ No

If **Yes**, for each school, please provide a description of the position(s) you hold, your responsibilities, your salary and your start date.

3. Is the trustee an employee or agent of the management company or institutional partner of the charter school(s) governed by the Education Corporation?
☐ Yes ☒ No

If **Yes**, for each school, please provide a description of the position(s) you hold, your responsibilities, your salary and your start date.

4. Identify each interest/transaction (and provide the requested information) that you or any of your immediate family members or any persons who live with you in your house have held or engaged in with the charter school(s) governed by the Education Corporation during the time you have served on the board, and in the six-month period prior to such service. If there has been no such financial interest or transaction, write **None**. Please note that if you answered **Yes** to Questions 2-4 above, you need not disclose again your employment status, salary, etc.

Date(s)	Nature of Financial Interest/Transaction	Steps taken to avoid a conflict of interest, (e.g., did not vote, did not participate in discussion)	Name of person holding interest or engaging in transaction and relationship to yourself
<p align="center"><i>Please write "None" if applicable. Do not leave this space blank.</i></p> <p align="center"><u>NONE</u></p>			

5. Identify each individual, business, corporation, union association, firm, partnership, committee proprietorship, franchise holding company, joint stock company, business or real estate trust, non-profit organization, or other organization or group of people doing business with the school(s) governed by the Education Corporation **and** in which such entity, during the time of your tenure as a trustee, you and/or your immediate family member(s) or person(s) living in your house had a financial interest or other relationship. If you are a member, director, officer or employee of an organization formally partnered with the school(s) that is/are doing business with the school(s) through a management or services agreement, please identify only the name of the organization, your position in the organization, and the relationship between such organization and the school(s). If there was no financial interest, write **None**.

Organization conducting business with the school(s)	Nature of business conducted	Approximate value of the business conducted	Name of Trustee and/or immediate family member of household holding an interest in the organization conducting business with the school(s) and the nature of the interest	Steps Taken to Avoid Conflict of Interest
Please write "None" if applicable. Do not leave this space blank.				

Signature

Date

Please note that this document is considered a public record and as such, may be made available to members of the public upon request under the Freedom of Information Law. Personal contact information provided below

Business T

Business A

E-mail Add

Home Tele

Home Addr



Entry 8 BOT Table

Created: 07/26/2018 • Last updated: 07/30/2018

1. Current Board Member Information (Enter info for each BOT member)

	Trustee Name and Email Address	Position on the Board	Committee Affiliations	Voting Member Per By-Laws (Y/N)	Number of Terms Served	Start Date of Current Term (MM/DD/YYYY)	End Date of Current Term (MM/DD/YYYY)	Board Meetings Attended During 2017-18
1	Danal Abrams [REDACTED]	Chair	Finance	Yes	2	01/01/2018	01/01/2021	9
2	Laura BlankFein [REDACTED]	Vice Chair	Nominating	Yes	2	01/01/2018	01/01/2021	8
3	Matthias Ederer [REDACTED]	Treasurer	Finance	Yes	2	01/01/2018	01/01/2021	7
4	Benjamin Gliklich [REDACTED]	Secretary	Finance	Yes	2	01/01/2018	01/01/2021	5 or less
5	Jim Chu [REDACTED]	Trustee/Member	Real Estate	Yes	2	01/01/2018	01/01/2021	5 or less
6	Jose De Jesus [REDACTED]	Trustee/Member	Program	Yes	2	01/01/2018	01/01/2021	7
	Adam							

7	Falkner [REDACTED]	Trustee/Member	Program	Yes	2	01/01/2018	01/01/2021	8
8	Randall Iserman [REDACTED]	Trustee/Member	Program Nominating	Yes	1	04/01/2017	04/01/2020	9
9	Laurence Heilbronn [REDACTED]	Trustee/Member	Program	Yes	1	10/01/2017	10/01/2020	7

1a. Are there more than 9 members of the Board of Trustees? Yes

1b. Current Board Member Information

	Trustee Name and Email Address	Position on the Board	Committee Affiliations	Voting Member Per By-Laws (Y/N)	Number of Terms Served	Start Date of Current Term (MM/DD/YYYY)	End Date of Current Term (MM/DD/YYYY)	Board Meetings Attended During 2017-18
10								
11								
12								
13								
14								
15								

1c. Are there more than 15 members of the Board of Trustees? No

2. Total number of members on June 30, 2018	9
3. Total number of members joining the Board during the 2017-18 school year	1
4. Total number of members departing the Board during the 2017-18 school year	1
5. Number of voting members in 2017-18, as set by the by-laws, resolution or minutes	10
6. Number of Board meetings conducted during the 2017-18 School Year	11
7. Number of Board meetings scheduled for the coming 2018-19 school year	12

Thank you.



Entry 10 Enrollment and Retention of Special Populations

Created: 07/20/2018 • Last updated: 07/26/2018

Instructions for Reporting Enrollment and Retention Strategies

Describe the efforts the charter school has made in 2017-18 toward meeting targets to attract and retain enrollment of students with disabilities, English language learners, and students who are economically disadvantaged. In addition, describe the school's plans for meeting or making progress toward meeting its enrollment and retention targets in 2018-19.

NEW YORK CITY CS OF THE ARTS (SUNY TRUSTEES)Section Heading

Recruitment/Attraction Efforts Toward Meeting Targets

	Describe Recruitment Efforts in 2017-18	Describe Recruitment Plans in 2018-19)
Economically Disadvantaged	To recruit Economically Disadvantaged students in 2017-18, the school hosted tours and information sessions to inform families of prospective students and community members about its program. The school team also visited community organizations that serve disadvantaged families and shared information about the services they provide that help to ensure that economically disadvantaged students have equal opportunities and access to all programs regardless of their ability to pay. Outreach sessions were publicized using flyers, signage at the school and community organizations, and neighborhood canvassing.	The school intends to implement similar strategies in 2018-19, but develop additional relationships in the community to target outreach more directly to economically disadvantaged families.
English Language Learners	To recruit English Language Learners, the school team ensured that information about the school's supports for ELL students was highlighted in all information sessions and in printed materials. Translation services were offered for school tours and information sessions, and promotional materials were translated into other languages spoken in our target neighborhood. Given the geographic location of the proposed school and the surrounding demographics, the application was made available in English,Spanish, and Mandarin. For any	The school intends to implement similar strategies in 2018-19, but develop additional relationships in the community to target outreach more directly to non-English speaking families.

	parent that requested assistance in completing the application, the Director of Operations or any applicable multi-lingual school staff provided help. The school also hired translators throughout the admission period if a multi-lingual staff member was unavailable.	
Students with Disabilities	To recruit Students with Disabilities, the school included information about its special education and Response to Intervention programs in all promotional materials. All team members who attended information sessions were well versed on the school's supports for students with special needs so that prospective families could ask questions about how their students would be supported. The school also worked to develop relationships with the Committee on Special Education and with elementary schools in the neighborhood that serve high levels of Students with Disabilities.	The school intends to implement similar strategies in 2018-19, but develop additional relationships in the community to target outreach more directly to the families of students with disabilities.

Retention Efforts Toward Meeting Targets

	Describe Retention Efforts in 2017-18	Describe Retention Plans in 2018-19)
Economically Disadvantaged	To retain Economically Disadvantaged students, NYCCSA covered the cost of program fees, such as field trip expenses and uniform fees, for any families who were unable to pay, therefore ensuring that all students were able to fully participate in the school community regardless of their family's economic status. The school also maintained close relationships with families and reached out to families that they suspected may be experiencing financial hardship to share information about the services and supports that were available to them.	As the retention strategies for this subgroup of students have been successful to date, the school will use the same strategies in 2018-19.
	As part of our efforts to retain English Language Learners, all new families received the Home Language Survey to assess if a student's native language is not English, or if a language other than English is spoken in the home. If a student was so identified NYCCSA worked with the city to administer the New York State Identification Test for English Language Learners (NYSITELL) to determine if a student requires English language support. NYCCSA communicated with families throughout this process and	

English Language Learners	<p>determined appropriate language support based on a student's performance on the NYSITELL, as well as on overall student performance through NYCCSA's RtI process.</p> <p>If a student was found eligible for ELL services, they were given the New York State English as a Second Language Achievement Test (NYSESLAT) to track their progress and determine continued eligibility for services.</p> <p>All assessment results were shared with families, through an in-person meeting whenever possible. All service decisions, results in student growth, and other information were shared at these meeting. As the Director of Student Support worked with staff to develop individual plans for ELL students, this information was also shared with parents in writing and in person, through the support of a translator. NYCCSA also conducted regular surveys in order to gain insight as to families' satisfaction with the services provided their students.</p>	<p>To retain English Language Learners in 2018-19, the school intends to implement similar services as outlined for 2017-18. However, student progress will be continually monitored through interim assessments, and program revisions will be made if performance data indicates a need for additional services.</p>
Students with Disabilities	<p>To retain Students with Disabilities, NYCCSA provided instruction to students with disabilities in the least restrictive environment, subject to the requirements included in each student's IEP (in accordance with all applicable federal and state laws and regulations, e.g. The Individuals with Disabilities Education Act (IDEA)).</p> <p>The school employed a Special Education Teacher for the 6th Grade that provided both push-in and pull-out support, allowing us to serve students in the least restrictive environment, with the added support of our RtI process. Parents received frequent updates on their child's progress though conferences and ongoing reports. If a review revealed that a student's IEP was no longer appropriate to the child's needs, the CST worked with the CSE to review, reevaluate, or adapt the IEP in order to best serve the student. A Social Worker was also hired to provide counseling services for students.</p>	<p>To retain Students with Disabilities in 2018-19, the school intends to implement similar services as outlined for 2017-18. However, student progress will be continually monitored through interim assessments, and program revisions will be made if performance data indicates a need for additional services.</p>



Entry 11 Classroom Teacher and Administrator Attrition

Last updated: 07/26/2018

Report changes in teacher and administrator staffing.

Instructions for completing the Classroom Teacher and Administrator Attrition Tables

Charter schools must complete the tables titled 2017-2018 Classroom Teacher and Administrator Attrition to report changes in teacher and administrator staffing during the 2017-2018 school year. Please provide the full time equivalent (FTE) of staff on June 30, 2017; the FTE for any departed staff from July 1, 2017 through June 30, 2018; the FTE for added staff from July 1, 2017 through June 30, 2018; and the FTE of staff added in newly created positions from July 1, 2017 through June 30, 2018 using the tables provided.

1. Classroom Teacher Attrition Table

	FTE Classroom Teachers on 6/30/17	FTE Classroom Teachers Departed 7/1/17 - 6/30/18	FTE Classroom Teachers Filling Vacant Positions 7/1/17 - 6/30/18	FTE Classroom Teachers Added in New Positions 7/1/17 - 6/30/18	FTE of Classroom Teachers on 6/30/18
	9	4.75	4.75	6.75	15.75

2. Administrator Position Attrition Table

	FTE Administrative Positions on 6/30/17	FTE Administrators Departed 7/1/17 - 6/30/18	FTE Administrators Filling Vacant Positions 7/1/17 - 6/30/18	FTE Administrators Added in New Positions 7/1/17 - 6/30/18	FTE Administrative Positions on 6/30/18
	6	2	2	2	8

3. Tell your school's story

Charter schools may provide additional information in this section of the Annual Report about their respective teacher and administrator attrition rates as some teacher or administrator departures do not reflect advancement or movement within the charter school networks. Schools may provide additional detail to reflect a teacher’s advancement up the ladder to a leadership position within the network or an administrator’s movement to lead a new network charter school.

(No response)

4. Charter schools must ensure that all prospective employees receive clearance through [the NYSED Office of School Personnel Review and Accountability](#) (OSPRA) prior to employment. After an employee has been cleared, schools are required to maintain proof of such clearance in the file of each employee. For the safety of all students, charter schools must take immediate steps to terminate the employment of individuals who have been denied clearance. Once the employees have been terminated, the school must terminate the request for clearance in the TEACH system.

Have all employees have been cleared through the NYSED TEACH system?

Yes

5. For perspective or current employees whose clearance has been denied, have you terminated their employment and removed them from the TEACH system?

	Not Applicable
--	----------------

Thank you

August					September					Dates	Notes
		1	2	3	3	4	5	6	7	8/13/2018	Start Date - New Staff
6	7	8	9	10	10	11	12	13	14	8/15/2018	Start Date - Returning Staff
13	14	15	16	17	17	18	19	20	21		6th Grade Family Orientation Night
20	21	22	23	24	24	25	26	27	28		7th and 8th Grade Family Orientation Night
27	28	29	30	31						8/30/2018	First Day of School - 6th Grade
										9/3/2018	No School - Labor Day
										9/4/2018	First Day of School - 7th and 8th Grade
											Back to School Night!
					5	6	7	8	9	9/10/2018	No School - Rosh Hashanah
1	2	3	4	5	12	13	14	15	16	9/11/2018	No School - Rosh Hashanah
8	9	10	11	12	19	20	21	22	23	9/19/2018	No School - Yom Kippur
15	16	17	18	19	26	27	28	29	30	10/8/2018	No School - Natives Day
22	23	24	25	26							
29	30	31									No School for Students - Staff Development
										11/6/2018	No School - NYC Elections
										11/12/2018	No School - Veteran's Day
										11/14 - 11/14	Interim Assessment 1 (49 days)
										11/21/18 - 11/23/18	No School - Thanksgiving Break
										11/26/2018	No School for Students - Staff Development
											Trimester 2 Begins
											Winter Showcase
											Half day for students, dismissal at 1:35
										12/24/18 - 1/2/19	Winter Break
											Staff Development day, no school for students
											Students return to school
										1/21/2019	No School - Dr. Martin Luther King, Jr. Day
										2/5/2019	No School - Lunar New Year
										2/13- 2/14	Interim Assessment 2 (49 days)
										2/18/19 - 2/22/19	Mid-Winter Recess
											Trimester 3 Begins
										4/2 - 4/4	ELA State Testing
										4/19/2019	No School - Good Friday
										4/19/19 - 4/26/19	Spring Recess
										5/1 - 5/3	Math State Testing
											All-School Musical
										5/15 - 6/16	Interim Assessment 3 (52 days)
										5/27/2019	No School - Memorial Day
										6/5/2019	No School - Eid al-Fitr
										6/26/2019	Last Day for Students

