



Entry 1 School Information

Created: 06/23/2017 • Last updated: 08/01/2017

Please be advised that you will need to complete this cover page (including signatures) before all of the other tasks assigned to you by your authorizer are visible on your task page. While completing this task, please ensure that you select the correct authorizer **(as of June 30, 2017)** or you may not be assigned the correct tasks.

a. SCHOOL NAME AND BEDS# ROCHESTER PREP CS 3 (SUNY Trustees)

(Select name from the drop down menu)

b. CHARTER AUTHORIZER SUNY-Authorized Charter School

(For technical reasons, please re-select authorizer name from the drop down menu).

c. DISTRICT / CSD OF LOCATION Rochester

d1. SCHOOL INFORMATION

	PRIMARY ADDRESS	PHONE NUMBER	FAX NUMBER	EMAIL ADDRESS
	85 St. Jacob Street, Rochester, NY 14621			

d2. PHONE CONTACT NUMBER FOR AFTER HOURS EMERGENCIES

Contact Name	Amy Sponsler
Title	Director of Operations
Emergency Phone Number (###-###-####)	

e. SCHOOL WEB ADDRESS (URL) rochesterprep.uncommonschoools.org

f. DATE OF INITIAL CHARTER 01/2013

g. DATE FIRST OPENED FOR INSTRUCTION 08/2016

i. TOTAL ENROLLMENT ON JUNE 30, 2017 88

j. GRADES SERVED IN SCHOOL YEAR 2016-17

Check all that apply

Grades Served	K
---------------	---

k1. DOES THE SCHOOL CONTRACT WITH A CHARTER OR EDUCATIONAL MANAGEMENT ORGANIZATION? Yes

k2. NAME OF CMO/EMO AND ADDRESS

NAME OF CMO/EMO	Uncommon Schools, Inc.
PHYSICAL STREET ADDRESS	
CITY	
STATE	
ZIP CODE	
EMAIL ADDRESS	

l1. FACILITIES

Does the school maintain or operate multiple sites?

	No, just one site.
--	--------------------

12. SCHOOL SITES

Please list the sites where the school will operate for the upcoming school year.

	Physical Address	Phone Number	District/CSD	Grades Served at Site	School at Full Capacity at Site	Facilities Agreement
Site 1 (same as primary site)	85 St. Jacob Street, Rochester, NY 14621		ROCHESTER CITY SD	K	No	Own
Site 2						
Site 3						

12a. Please provide the contact information for Site 1.

	Name	Work Phone	Alternate Phone	Email Address
School Leader	Christopher Shaffer			
Operational Leader	Amy Sponsler			
Compliance Contact	Amy Sponsler			
Complaint Contact	Christopher Shaffer			

m1. Is the school or are the school sites co-located? Yes

m2. Please list the terms of your current co-location.

	Date school will leave current co-location	Is school working with NYCDOE to expand into current space?	If so, list year expansion will occur.	Is school working with NYCDOE to move to separate space?	If so, list the proposed space and year planned for move	School at Full Capacity at Site
Site 1 (primary site)	n/a	No		No		No
Site 2						
Site 3						

n1. Were there any revisions to the school’s charter during the 2016-17 school year? (Please include approved or pending material and non-material charter revisions).

Yes

n2. Summary of Charter Revisions

	Category (Select Best Description)	Specific Revision (150 word limit)	Date Approved by BOT (if applicable)	Date Approved by Authorizer (if applicable)
1		Memorandum of Understanding to include Elementary School 3	September 21, 2016	
2				
3				
4				
5				


o. Name and Position of Individual(s) Who Completed the 2016-17 Annual Report.

Amy Sponsler, Director of Operations

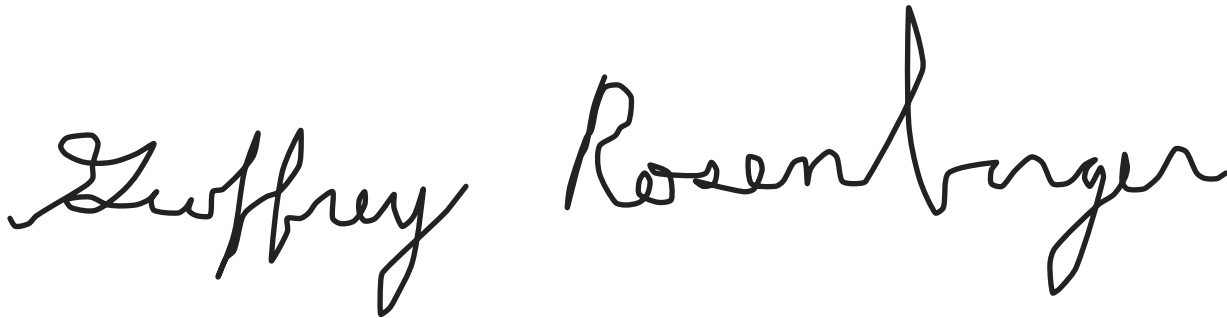
p. Our signatures below attest that all of the information contained herein is truthful and accurate and that this charter school is in compliance with all aspects of its charter, and with all pertinent Federal, State, and local laws, regulations, and rules. We understand that if any information in any part of this report is found to have been deliberately misrepresented, that will constitute grounds for the revocation of our charter. Check **YES** if you agree and then use the mouse on your PC or the stylus on your mobile device to sign your name).

Yes

Signature, Head of Charter School

A handwritten signature in black ink, appearing to read "Chris Sheff", written in a cursive style.

Signature, President of the Board of Trustees

A handwritten signature in black ink, appearing to read "Zoffrey Rosenberger", written in a cursive style.

Date

2017/08/01

Thank you.



Entry 2 NYS School Report Card Link

Last updated: 07/05/2017

1. NEW YORK STATE REPORT CARD

<https://data.nysed.gov/profile.php?instid=800000076139>

**Provide a direct URL or web link
to the most recent New York
State School Report Card for the
charter school (See
<https://reportcards.nysed.gov/>).**

(Charter schools completing year one
will not yet have a School Report Card or
link to one. Please type "URL is not
available" in the space provided).



Entry 4 Expenditures per Child

Last updated: 07/28/2017

Financial Information

This information is required of ALL charter schools. Provide the following measures of fiscal performance of the charter school in Appendix B (Total Expenditures and Administrative Expenditures Per Child):

1. Total Expenditures Per Child

To calculate '**Total Expenditures per Child**' take total expenditures (from the unaudited 2016-17 Schedule of Functional Expenses) and divide by the year end FTE student enrollment. (Integers Only. No dollar signs or commas).

Note: The information on the Schedule of Functional Expenses on pages 41-43 of the Audit Guide can help schools locate the amounts to use in the two per pupil calculations: <http://www.p12.nysed.gov/psc/AuditGuide.html>

Line 1: Total Expenditures	1985672
Line 2: Year End FTE student enrollment	88
Line 3: Divide Line 1 by Line 2	22564

2. Administrative Expenditures per Child

To calculate **'Administrative Expenditures per Child'** To calculate "Administrative Expenditures per Child" first *add* together the following:

1. Take the relevant portion from the 'personnel services cost' row and the 'management and general' column (from the unaudited 2016-17 Schedule of Functional Expenses)
2. Any contracted administrative/management fee paid to other organizations or corporations
3. Take the total from above and divide it by the year-end FTE enrollment. The relevant portion that must be included in this calculation is defined as follows:

Administrative Expenditures: Administration and management of the charter school includes the activities and personnel of the offices of the chief school officer, the finance or business offices, school operations personnel, data management and reporting, human resources, technology, etc. It also includes those administrative and management services provided by other organizations or corporations on behalf of the charter school for which the charter school pays a fee or other compensation. Do not include the FTE of personnel whose role is to directly support the instructional program.

Notes:
The information on the Schedule of Functional Expenses on pages 41-43 of the Audit Guide can help schools locate the amounts to use in the two per pupil calculations:
<http://www.p12.nysed.gov/psc/AuditGuide.html>.
Employee benefit costs or expenditures should not be reported in the above calculations.

Line 1: Relevant Personnel Services Cost (Row)	358179
Line 2: Management and General Cost (Column)	144089
Line 3: Sum of Line 1 and Line 2	502268
Line 5: Divide Line 3 by the Year End FTE student enrollment	5708

Thank you.



Charter Schools Institute
The State University of New York

GENERAL INSTRUCTIONS FOR ANNUAL BUDGET/QUARTERLY REPORT

TEMPLATE TABS

1- GRAY tab contains the Instructions




Instructions	Provides description of tabs and input requirements.
Funding by District	Charter School Tuition Rates

2- BLUE tabs require input of information

1.) Name of School	>Select school name from list. >Enter contact information.
2.) Enrollment	Enter enrollment information for Annual Budget (& Revisions) and Quarterly Actuals. Includes: >Enrollment by Grade >Enrollment by District
3.) Staffing Plan	Enter staffing plan information for Annual Budget (& Revisions) and Quarterly Actuals. Includes: >Full Time Equivalent (FTE), by Position Category, By Quarter
4.) Yearly Budget	Enter Yearly Budget information. Includes: >"Pior Year" column may be completed based upon preliminary data, and adjusted with Annual Audited data when the Quarter 2 Actuals are being submitted. (Note: Quarterly Revenue allocation may be set) >Budgeted Enrollment data and Per Pupil Revenue for the current year are populated based upon input on tab "2.) Enrollment." >Budgeted FTE for current year is populated based upon input on tab "3.) Staffing Plan." >All other sources of revenue >All expenses >Budget Revisions, as necessary and <i>approved</i> by the school's Board of Directors, should be submitted when submitting Quarterly Actuals
5.) Balance Sheet	Enter Balance Sheet information for EdCorps. Separate schools merged into a primary EdCorp should NOT use this tab. >"Pior Year" column may be completed based upon preliminary data, and adjusted with Annual Audited data when the Quarter 2 Actuals are being submitted.

6.) Quarterly Report	Enter Actual Quarterly Report information . Includes: >Actual Enrollment data and Per Pupil Revenue for the current year are populated based upon input on tab "2.) Enrollment." >Actual FTE for current year is populated based upon input on tab "3.) Staffing Plan." >All other sources of revenue >All expenses
7.) Annual Report Requirement	Complete when submitting Actual Quarter 4.

CELL COLORS & GUIDANCE COMMENTS

-  = Enter information into the light BLUE shaded cells.
-  = Cells labeled in ORANGE contain guidance regarding the input of information.
-  = Cells containing RED triangles in the upper right corner contain "guidance comments" on that particular line item. Please "mouse-over" the triangle to reveal each comment.

Ver. 20170606

Charter Funding Alphabetical By NYS School District
*** (Sum of Charter School Basic Tuition and Supplemental Basic Tuition)**



ANNUAL BUDGET & QUARTERLY REPORT TEMPLATE

Rochester Preparatory Charter School 3

SCHOOL

Name:	Rochester Preparatory Charter School 3
-------	--

CONTACT INFORMATION

Contact Name:	Michael Good
Contact Title:	Senior Associate Director of Finance
Contact Email:	
Contact Phone:	

REPORT PERIOD

Current Academic Year:	2017-18
Prior Academic Year:	2016-17

ROCHESTER PREPARATORY CHARTER SCHOOL 3
2017-18

ENROLLMENT BY GRADES

GRADES	K	1	2	3	4	5	6
INITIAL BUDGETED ENROLLMENT	93	90					
TOTAL ENROLLMENT = 183							

ENROLLMENT BY DISTRICT

[illegible]

PRIMARY/OTHER	DISTRICT NAME(S)

PRIOR YEAR
2016-17
Actual Enrollment

ANNUAL BUDGET					
QUARTER 1		QUARTER 2		QUARTER 3	
Original Budgeted Enrollment	<i>Revised</i> Budgeted Enrollment	Original Budgeted Enrollment	<i>Revised</i> Budgeted Enrollment	Original Budgeted Enrollment	<i>Revised</i> Budgeted Enrollment

7	8	9	10	11	12						

PLAN - FULL TIME EQUIVALENT

STAFFING PLAN - FULL TIME EQUIVALENT ("FTE")

*NOTE: Enter the number of FTE positions in the "blue" cells.

*NOTE: Enter the number of FTE positions in the "blue" cells.

ADMINISTRATIVE PERSONNEL FTE	ADMINISTRATIVE PERSONNEL FTE
Executive Management	Executive Management
Instructional Management	Instructional Management
Deans, Directors & Coordinators	Deans, Directors & Coordinators
CFO / Director of Finance	CFO / Director of Finance
Operation / Business Manager	Operation / Business Manager
Administrative Staff	Administrative Staff
TOTAL ADMINISTRATIVE STAFF	TOTAL ADMINISTRATIVE STAFF

PRIOR YEAR
2016-17
ACTUAL
0.0

*NOTE: If there are NO budget revisions at the time of quarterly submittal leave the 'REVISED' Column(s) COMPLETELY BLANK.

ANNUAL BUDGETED FTE							
Q1		Q2		Q3		Q4	
Original	Revised	Original	Revised	Original	Revised	Original	Revised
0.0		0.0		0.0		0.0	
1.0		1.0		1.0		1.0	
3.0		3.0		3.0		3.0	
0.0		0.0		0.0		0.0	
0.0		0.0		0.0		0.0	
2.8		2.8		2.8		2.8	
6.8	0.0	6.8	0.0	6.8	0.0	6.8	0.0

INSTRUCTIONAL PERSONNEL FTE	INSTRUCTIONAL PERSONNEL FTE
Teachers - Regular	Teachers - Regular
Teachers - SPED	Teachers - SPED
Substitute Teachers	Substitute Teachers
Teaching Assistants	Teaching Assistants
Specialty Teachers	Specialty Teachers
Aides	Aides
Therapists & Counselors	Therapists & Counselors
Other	Other
TOTAL INSTRUCTIONAL	TOTAL INSTRUCTIONAL

PRIOR YEAR
2016-17
ACTUAL
0.0

ANNUAL BUDGETED FTE							
Q1		Q2		Q3		Q4	
Original	Revised	Original	Revised	Original	Revised	Original	Revised
12.0		12.0		12.0		12.0	
1.0		1.0		1.0		1.0	
0.0		0.0		0.0		0.0	
2.0		2.0		2.0		2.0	
2.0		2.0		2.0		2.0	
0.0		0.0		0.0		0.0	
0.0		0.0		0.0		0.0	
0.0		0.0		0.0		0.0	
17.0	0.0	17.0	0.0	17.0	0.0	17.0	0.0

NON-INSTRUCTIONAL PERSONNEL FTE	NON-INSTRUCTIONAL PERSONNEL FTE
Nurse	Nurse
Librarian	Librarian
Custodian	Custodian
Security	Security
Other	Other
TOTAL NON-INSTRUCTIONAL	TOTAL NON-INSTRUCTIONAL

PRIOR YEAR
2016-17
ACTUAL
0.0

ANNUAL BUDGETED FTE							
Q1		Q2		Q3		Q4	
Original	Revised	Original	Revised	Original	Revised	Original	Revised
0.0		0.0		0.0		0.0	
0.0		0.0		0.0		0.0	
1.0		1.0		1.0		1.0	
0.0		0.0		0.0		0.0	
0.0		0.0		0.0		0.0	
1.0	0.0	1.0	0.0	1.0	0.0	1.0	0.0

TOTAL PERSONNEL SERVICE FTE	TOTAL PERSONNEL SERVICE FTE
-----------------------------	-----------------------------

0.0

24.8	0.0	24.8	0.0	24.8	0.0	24.8	0.0
------	-----	------	-----	------	-----	------	-----

ESTER PREPARATORY CHARTER
2017-18

PLAN - FULL TIME EQUIVALENT

***NOTE:** Enter the number of FTE positions in the "blue" cells.

Id be input.

***NOTE:** State the assumptions that are being made for personnel FTE levels.

ADMINISTRATIVE PERSONNEL FTE		Description of Assumptions
	Q4 Actual	
Executive Management		
Instructional Management		
Deans, Directors & Coordinators		
CFO / Director of Finance		
Operation / Business Manager		
Administrative Staff		
TOTAL ADMINISTRATIVE STAFF	0.0	

INSTRUCTIONAL PERSONNEL FTE		Description of Assumptions
	Q4 Actual	
Teachers - Regular		
Teachers - SPED		
Substitute Teachers		
Teaching Assistants		
Specialty Teachers		
Aides		
Therapists & Counselors		
Other		
TOTAL INSTRUCTIONAL	0.0	

NON-INSTRUCTIONAL PERSONNEL FTE		Description of Assumptions
	Q4 Actual	
Nurse		
Librarian		
Custodian		
Security		
Other		
TOTAL NON-INSTRUCTIONAL	0.0	

TOTAL PERSONNEL SERVICE FTE		
	0.0	

		ROCHESTER PREPARATORY CHARTER SCHOOL 3 Budget / Operating Plan 2017-18							
Total Revenue		-	678,968	-	-	678,968	-	-	678,968
Total Expenses		-	789,706	-	-	789,706	-	-	789,706
Net Income		-	(110,738)	-	-	(110,738)	-	-	(110,738)
Actual Student Enrollment		-	183	-	-	183	-	-	183
		Prior Year Actual	1st Quarter - 7/1 - 9/30			2nd Quarter - 10/1 - 12/31			3rd Quarter
		2016-17 Revenue Per Pupil	Original Budget	Revised Budget	Variance	Original Budget	Revised Budget	Variance	Original Budget
REVENUE		Allocate Per Pupil Revenue by Quarter	*NOTE: If there are NO budget revisions at the time of quarterly submittal leave If budget revisions ARE made, the entire "REVISED" budget columns for the affected						
REVENUES FROM STATE SOURCES		2017-18 Per Pupil Rate	PPR %/Qtr->	25.0%	25.0%	25.0%	25.0%	25.0%	25.0%
Per Pupil Revenue									
ROCHESTER CITY SD		13,090		580,901	-	-	580,901	-	-
GREECE CSD		11,979		5,480	-	-	5,480	-	-
GATES-CHILI CSD		13,359		6,112	-	-	6,112	-	-
RUSH-HENRIETTA CSD		13,330		6,098	-	-	6,098	-	-
-		-		-	-	-	-	-	-
-		-		-	-	-	-	-	-
-		-		-	-	-	-	-	-
-		-		-	-	-	-	-	-
-		-		-	-	-	-	-	-
-		-		-	-	-	-	-	-
-		-		-	-	-	-	-	-
-		-		-	-	-	-	-	-
-		-		-	-	-	-	-	-
-		-		-	-	-	-	-	-
-		-		-	-	-	-	-	-
-		-		-	-	-	-	-	-
ALL OTHER School Districts: (Weighted Avg)		-		-	-	-	-	-	-
TOTAL Per Pupil Revenue (Weighted Average		13,084		-	598,592	-	-	598,592	-
Per Pupil Funding)									
Special Education Revenue				3,636		-	3,636		-
Grants									
Stimulus					-			-	
DYCD (Department of Youth and Community Development)					-			-	
Other					-			-	
NYC DoE Rental Assistance									
Other					-			-	
TOTAL REVENUE FROM STATE SOURCES			-	602,228	-	-	602,228	-	-
REVENUE FROM FEDERAL FUNDING									
IDEA Special Needs				1,047		-	1,047		-
Title I				24,279		-	24,279		-
Title Funding - Other				2,369		-	2,369		-
School Food Service (Free Lunch)				48,295		-	48,295		-
Grants									

	ROCHESTER PREPARATORY CHARTER SCHOOL 3 Budget / Operating Plan 2017-18							
Total Revenue	-	678,968	-	-	678,968	-	-	678,968
Total Expenses	-	789,706	-	-	789,706	-	-	789,706
Net Income	-	(110,738)	-	-	(110,738)	-	-	(110,738)
Actual Student Enrollment	-	183	-	-	183	-	-	183
	Prior Year Actual	1st Quarter - 7/1 - 9/30			2nd Quarter - 10/1 - 12/31			3rd Quarter - 1/1 - 3/31
	2016-17 Revenue Per Pupil	Original Budget	Revised Budget	Variance	Original Budget	Revised Budget	Variance	Original Budget
Charter School Program (CSP) Planning & Implementation				-			-	
Other				-			-	
Other				-			-	
TOTAL REVENUE FROM FEDERAL SOURCES	-	75,990	-	-	75,990	-	-	75,990
LOCAL and OTHER REVENUE								
Contributions and Donations				-			-	
Fundraising				-			-	
Erate Reimbursement				-			-	
Earnings on Investments				-			-	
Interest Income				-			-	
Food Service (Income from meals)				-			-	
Text Book				-			-	
OTHER		750		-	750		-	750
TOTAL REVENUE FROM LOCAL and OTHER SOURCES	-	750	-	-	750	-	-	750
TOTAL REVENUE	-	678,968	-	-	678,968	-	-	678,968

		ROCHESTER PREPARATORY CHARTER SCHOOL 3								
		Budget / Operating Plan								
		2017-18								
Total Revenue		-	678,968	-	-	678,968	-	-	678,968	
Total Expenses		-	789,706	-	-	789,706	-	-	789,706	
Net Income		-	(110,738)	-	-	(110,738)	-	-	(110,738)	
Actual Student Enrollment		-	183	-	-	183	-	-	183	
		Prior Year Actual	1st Quarter - 7/1 - 9/30			2nd Quarter - 10/1 - 12/31			3rd Quarter - 1/1 - 3/31	
		2016-17 Revenue Per Pupil	Original Budget	Revised Budget	Variance	Original Budget	Revised Budget	Variance	Original Budget	
EXPENSES										
ADMINISTRATIVE STAFF PERSONNEL COSTS		Avg. No. of Positions								
Executive Management	-		23,625		-	23,625		-	23,625	
Instructional Management	1.00		-		-	-		-	-	
Deans, Directors & Coordinators	3.00		80,677		-	80,677		-	80,677	
CFO / Director of Finance	-		-		-	-		-	-	
Operation / Business Manager	-		-		-	-		-	-	
Administrative Staff	2.83		14,205		-	14,205		-	14,205	
TOTAL ADMINISTRATIVE STAFF	6.83		-	118,507	-	-	118,507	-	-	118,507
INSTRUCTIONAL PERSONNEL COSTS										
Teachers - Regular	12.00		145,222		-	145,222		-	145,222	
Teachers - SPED	1.00		11,220		-	11,220		-	11,220	
Substitute Teachers	-		-		-	-		-	-	
Teaching Assistants	2.00		20,200		-	20,200		-	20,200	
Specialty Teachers	2.00		23,460		-	23,460		-	23,460	
Aides	-		-		-	-		-	-	
Therapists & Counselors	-		-		-	-		-	-	
Other	-		5,591		-	5,591		-	5,591	
TOTAL INSTRUCTIONAL	17.00		-	205,693	-	-	205,693	-	-	205,693
NON-INSTRUCTIONAL PERSONNEL COSTS										
Nurse	-		-		-	-		-	-	
Librarian	-		-		-	-		-	-	
Custodian	1.00		7,500		-	7,500		-	7,500	
Security	-		-		-	-		-	-	
Other	-		-		-	-		-	-	
TOTAL NON-INSTRUCTIONAL	1.00		-	7,500	-	-	7,500	-	-	7,500
SUBTOTAL PERSONNEL SERVICE COSTS		24.83	-	331,700	-	-	331,700	-	-	331,700
PAYROLL TAXES AND BENEFITS										
Payroll Taxes			31,788		-	31,788		-	31,788	
Fringe / Employee Benefits			43,986		-	43,986		-	43,986	

		ROCHESTER PREPARATORY CHARTER SCHOOL 3 Budget / Operating Plan 2017-18							
Total Revenue		-	678,968	-	-	678,968	-	-	678,968
Total Expenses		-	789,706	-	-	789,706	-	-	789,706
Net Income		-	(110,738)	-	-	(110,738)	-	-	(110,738)
Actual Student Enrollment		-	183	-	-	183	-	-	183
		Prior Year Actual	1st Quarter - 7/1 - 9/30			2nd Quarter - 10/1 - 12/31			3rd Quarter - 10/1 - 12/31
		2016-17 Revenue Per Pupil	Original Budget	Revised Budget	Variance	Original Budget	Revised Budget	Variance	Original Budget
Retirement / Pension		-	-	-	-	-	-	-	-
TOTAL PAYROLL TAXES AND BENEFITS		-	75,773	-	-	75,773	-	-	75,773
TOTAL PERSONNEL SERVICE COSTS		24.83	-	407,473	-	-	407,473	-	-
CONTRACTED SERVICES									
Accounting / Audit			338	-	-	338	-	-	338
Legal			260	-	-	260	-	-	260
Management Company Fee			62,975	-	-	62,975	-	-	62,975
Nurse Services			-	-	-	-	-	-	-
Food Service / School Lunch			-	-	-	-	-	-	-
Payroll Services			1,769	-	-	1,769	-	-	1,769
Special Ed Services			250	-	-	250	-	-	250
Titlement Services (i.e. Title I)			-	-	-	-	-	-	-
Other Purchased / Professional / Consulting			2,953	-	-	2,953	-	-	2,953
TOTAL CONTRACTED SERVICES		-	68,545	-	-	68,545	-	-	68,545

ROCHESTER PREPARATORY CHARTER SCHOOL 3 Budget / Operating Plan 2017-18								
Total Revenue	-	678,968	-	-	678,968	-	-	678,968
Total Expenses	-	789,706	-	-	789,706	-	-	789,706
Net Income	-	(110,738)	-	-	(110,738)	-	-	(110,738)
Actual Student Enrollment	-	183	-	-	183	-	-	183
	Prior Year Actual 2016-17 Revenue Per Pupil	1st Quarter - 7/1 - 9/30			2nd Quarter - 10/1 - 12/31			3rd Quarter - 1/1 - 3/31
		Original Budget	Revised Budget	Variance	Original Budget	Revised Budget	Variance	Original Budget
SCHOOL OPERATIONS								
Board Expenses		125		-	125		-	125
Classroom / Teaching Supplies & Materials		25,500		-	25,500		-	25,500
Special Ed Supplies & Materials		-		-	-		-	-
Textbooks / Workbooks		4,000		-	4,000		-	4,000
Supplies & Materials other		-		-	-		-	-
Equipment / Furniture		13,000		-	13,000		-	13,000
Telephone		10,389		-	10,389		-	10,389
Technology		59,517		-	59,517		-	59,517
Student Testing & Assessment		877		-	877		-	877
Field Trips		3,250		-	3,250		-	3,250
Transportation (student)		8,750		-	8,750		-	8,750
Student Services - other		1,625		-	1,625		-	1,625
Office Expense		8,750		-	8,750		-	8,750
Staff Development		25,323		-	25,323		-	25,323
Staff Recruitment		2,600		-	2,600		-	2,600
Student Recruitment / Marketing		4,625		-	4,625		-	4,625
School Meals / Lunch		35,824		-	35,824		-	35,824
Travel (Staff)		-		-	-		-	-
Fundraising		-		-	-		-	-
Other		15,008		-	15,008		-	15,008
TOTAL SCHOOL OPERATIONS	-	219,164	-	-	219,164	-	-	219,164
FACILITY OPERATION & MAINTENANCE								
Insurance		11,459		-	11,459		-	11,459
Janitorial		13,875		-	13,875		-	13,875
Building and Land Rent / Lease / Facility Finance Interest		36,432.76		-	36,432.76		-	36,432.76
Repairs & Maintenance		17,000		-	17,000		-	17,000
Equipment / Furniture		5,000		-	5,000		-	5,000
Security		-		-	-		-	-
Utilities		10,758		-	10,758		-	10,758
TOTAL FACILITY OPERATION & MAINTENANCE	-	94,524	-	-	94,524	-	-	94,524
DEPRECIATION & AMORTIZATION				-			-	
RESERVES / CONTINGENCY				-			-	

	ROCHESTER PREPARATORY CHARTER SCHOOL 3 Budget / Operating Plan 2017-18							
Total Revenue	-	678,968	-	-	678,968	-	-	678,968
Total Expenses	-	789,706	-	-	789,706	-	-	789,706
Net Income	-	(110,738)	-	-	(110,738)	-	-	(110,738)
Actual Student Enrollment	-	183	-	-	183	-	-	183
	Prior Year Actual 2016-17 Revenue Per Pupil	1st Quarter - 7/1 - 9/30			2nd Quarter - 10/1 - 12/31			3rd Quarter - 1/1 - 3/31
		Original Budget	Revised Budget	Variance	Original Budget	Revised Budget	Variance	Original Budget
TOTAL EXPENSES	-	<u>789,706</u>	-	-	<u>789,706</u>	-	-	<u>789,706</u>
NET INCOME	-	<u>(110,738)</u>	-	-	<u>(110,738)</u>	-	-	<u>(110,738)</u>

		<div>2017-18</div> ROCHESTER PREPARATORY CHARTER SCHOOL 3 Budget / Operating Plan 2017-18						
Total Revenue	-	678,968	-	-	678,968	-	-	678,968
Total Expenses	-	789,706	-	-	789,706	-	-	789,706
Net Income	-	(110,738)	-	-	(110,738)	-	-	(110,738)
Actual Student Enrollment	-	183	-	-	183	-	-	183
		Prior Year Actual	1st Quarter - 7/1 - 9/30			2nd Quarter - 10/1 - 12/31		
		2016-17						
		Revenue Per Pupil	Original Budget	Revised Budget	Variance	Original Budget	Revised Budget	Variance
								Original Budget
ENROLLMENT - *School Districts Are Linked To Above Entries*								
Number of Districts:		-	4	-	-	4	-	-
ROCHESTER CITY SD		-	178	-	-	178	-	-
GREECE CSD		-	2	-	-	2	-	-
GATES-CHILI CSD		-	2	-	-	2	-	-
RUSH-HENRIETTA CSD		-	2	-	-	2	-	-
-		-	-	-	-	-	-	-
-		-	-	-	-	-	-	-
-		-	-	-	-	-	-	-
-		-	-	-	-	-	-	-
-		-	-	-	-	-	-	-
-		-	-	-	-	-	-	-
-		-	-	-	-	-	-	-
-		-	-	-	-	-	-	-
-		-	-	-	-	-	-	-
-		-	-	-	-	-	-	-
-		-	-	-	-	-	-	-
ALL OTHER School Districts: (Weighted Avg)		-	-	-	-	-	-	-
TOTAL ENROLLMENT		-	183	-	-	183	-	-
REVENUE PER PUPIL		-	3,710	-	-	3,710	-	-
EXPENSES PER PUPIL		-	4,315	-	-	4,315	-	-

Total Revenue			-	-	678,968
Total Expenses			-	-	844,506
Net Income			-	-	(165,538)
Actual Student Enrollment			-	-	183
			Quarter - 1/1 - 3/31		4th Quarter - 4/1 - 6/30
			Revised Budget	Variance	Original Budget
					Revised Budget
					Variance
REVENUE			e the 'REVISED' Column(s) COMPLETELY BLANK. ected quarter(s) must be completed on tabs 2, 3 and 4.		
REVENUES FROM STATE SOURCES					
		2017-18			
Per Pupil Revenue		Per Pupil Rate	25.0%	25.0%	25.0%
ROCHESTER CITY SD		13,090	-	-	580,901
GREECE CSD		11,979	-	-	5,480
GATES-CHILI CSD		13,359	-	-	6,112
RUSH-HENRIETTA CSD		13,330	-	-	6,098
-		-	-	-	-
-		-	-	-	-
-		-	-	-	-
-		-	-	-	-
-		-	-	-	-
-		-	-	-	-
-		-	-	-	-
-		-	-	-	-
-		-	-	-	-
-		-	-	-	-
-		-	-	-	-
-		-	-	-	-
-		-	-	-	-
-		-	-	-	-
ALL OTHER School Districts: (Weighted Avg)		-	-	-	-
TOTAL Per Pupil Revenue (Weighted Average		13,084	-	-	598,592
Per Pupil Funding)					
Special Education Revenue				3,636	
Grants					
Stimulus			-		-
DYCD (Department of Youth and Community Development)			-		-
Other			-		-
NYC DoE Rental Assistance					
Other			-		-
TOTAL REVENUE FROM STATE SOURCES			-	-	602,228
REVENUE FROM FEDERAL FUNDING					
IDEA Special Needs			-	1,047	-
Title I			-	24,279	-
Title Funding - Other			-	2,369	-
School Food Service (Free Lunch)			-	48,295	-
Grants					

Total Revenue	-	-	678,968	-	-
Total Expenses	-	-	844,506	-	-
Net Income	-	-	(165,538)	-	-
Actual Student Enrollment	-	-	183	-	-
	Quarter - 1/1 - 3/31		4th Quarter - 4/1 - 6/30		
	Revised Budget	Variance	Original Budget	Revised Budget	Variance
Charter School Program (CSP) Planning & Implementation		-			-
Other		-			-
Other		-			-
TOTAL REVENUE FROM FEDERAL SOURCES	-	-	75,990	-	-
LOCAL and OTHER REVENUE					
Contributions and Donations		-			-
Fundraising		-			-
Erate Reimbursement		-			-
Earnings on Investments		-			-
Interest Income		-			-
Food Service (Income from meals)		-			-
Text Book		-			-
OTHER		-	750		-
TOTAL REVENUE FROM LOCAL and OTHER SOURCES	-	-	750	-	-
TOTAL REVENUE	-	-	678,968	-	-

Total Revenue			-	-	678,968
Total Expenses			-	-	844,506
Net Income			-	-	(165,538)
Actual Student Enrollment			-	-	183
			Quarter - 1/1 - 3/31		4th Quarter - 4/1 - 6/30
			Revised Budget	Variance	Original Budget
					Revised Budget
					Variance
EXPENSES					
ADMINISTRATIVE STAFF PERSONNEL COSTS		Avg. No. of Positions			
Executive Management	-			-	23,625
Instructional Management	1.00			-	-
Deans, Directors & Coordinators	3.00			-	80,677
CFO / Director of Finance	-			-	-
Operation / Business Manager	-			-	-
Administrative Staff	2.83			-	14,205
TOTAL ADMINISTRATIVE STAFF	6.83		-	-	118,507
INSTRUCTIONAL PERSONNEL COSTS					
Teachers - Regular	12.00			-	145,222
Teachers - SPED	1.00			-	11,220
Substitute Teachers	-			-	-
Teaching Assistants	2.00			-	20,200
Specialty Teachers	2.00			-	23,460
Aides	-			-	-
Therapists & Counselors	-			-	-
Other	-			-	5,591
TOTAL INSTRUCTIONAL	17.00		-	-	205,693
NON-INSTRUCTIONAL PERSONNEL COSTS					
Nurse	-			-	-
Librarian	-			-	-
Custodian	1.00			-	7,500
Security	-			-	-
Other	-			-	-
TOTAL NON-INSTRUCTIONAL	1.00		-	-	7,500
SUBTOTAL PERSONNEL SERVICE COSTS		24.83	-	-	331,700
PAYROLL TAXES AND BENEFITS					
Payroll Taxes				-	31,788
Fringe / Employee Benefits				-	43,986

Total Revenue		-	-	678,968	-	-
Total Expenses		-	-	844,506	-	-
Net Income		-	-	(165,538)	-	-
Actual Student Enrollment		-	-	183	-	-
		Quarter - 1/1 - 3/31		4th Quarter - 4/1 - 6/30		
		Revised Budget	Variance	Original Budget	Revised Budget	Variance
Retirement / Pension			-	-		-
TOTAL PAYROLL TAXES AND BENEFITS		-	-	75,773	-	-
TOTAL PERSONNEL SERVICE COSTS		-	-	407,473	-	-
CONTRACTED SERVICES						
Accounting / Audit			-	338		-
Legal			-	260		-
Management Company Fee			-	62,975		-
Nurse Services			-	-		-
Food Service / School Lunch			-	-		-
Payroll Services			-	1,769		-
Special Ed Services			-	250		-
Titlement Services (i.e. Title I)			-	-		-
Other Purchased / Professional / Consulting			-	2,953		-
TOTAL CONTRACTED SERVICES		-	-	68,545	-	-

Total Revenue	-	-	678,968	-	-
Total Expenses	-	-	844,506	-	-
Net Income	-	-	(165,538)	-	-
Actual Student Enrollment	-	-	183	-	-
	Quarter - 1/1 - 3/31		4th Quarter - 4/1 - 6/30		
	Revised Budget	Variance	Original Budget	Revised Budget	Variance
SCHOOL OPERATIONS					
Board Expenses		-	125		-
Classroom / Teaching Supplies & Materials		-	25,500		-
Special Ed Supplies & Materials		-	-		-
Textbooks / Workbooks		-	4,000		-
Supplies & Materials other		-	-		-
Equipment / Furniture		-	13,000		-
Telephone		-	10,389		-
Technology		-	59,517		-
Student Testing & Assessment		-	877		-
Field Trips		-	3,250		-
Transportation (student)		-	8,750		-
Student Services - other		-	1,625		-
Office Expense		-	8,750		-
Staff Development		-	25,323		-
Staff Recruitment		-	2,600		-
Student Recruitment / Marketing		-	4,625		-
School Meals / Lunch		-	35,824		-
Travel (Staff)		-	-		-
Fundraising		-	-		-
Other		-	15,008		-
TOTAL SCHOOL OPERATIONS	-	-	219,164	-	-
FACILITY OPERATION & MAINTENANCE					
Insurance		-	11,459		-
Janitorial		-	13,875		-
Building and Land Rent / Lease / Facility Finance Interest		-	36,432.76		-
Repairs & Maintenance		-	17,000		-
Equipment / Furniture		-	5,000		-
Security		-	-		-
Utilities		-	10,758		-
TOTAL FACILITY OPERATION & MAINTENANCE	-	-	94,524	-	-
DEPRECIATION & AMORTIZATION		-	54,800		-
RESERVES / CONTINGENCY		-			-

Total Revenue	-	-	678,968	-	-
Total Expenses	-	-	844,506	-	-
Net Income	-	-	(165,538)	-	-
Actual Student Enrollment	-	-	183	-	-
	Quarter - 1/1 - 3/31		4th Quarter - 4/1 - 6/30		
	Revised Budget		Original Budget	Revised Budget	Variance
TOTAL EXPENSES	-	-	844,506	-	-
NET INCOME	-	-	(165,538)	-	-

Total Revenue	-	-	678,968	-	-
Total Expenses	-	-	844,506	-	-
Net Income	Quarter - 1/1 - 3/31		(165,538)	-	-
Actual Student Enrollment	-	-	183	-	-
	Quarter - 1/1 - 3/31		4th Quarter - 4/1 - 6/30		
	Revised Budget	Variance	Original Budget	Revised Budget	Variance
ENROLLMENT - *School Districts Are Linked To Above Entries*					
Number of Districts:	-	-	4	-	-
ROCHESTER CITY SD	-	-	178	-	-
GREECE CSD	-	-	2	-	-
GATES-CHILI CSD	-	-	2	-	-
RUSH-HENRIETTA CSD	-	-	2	-	-
-	-	-	-	-	-
-	-	-	-	-	-
-	-	-	-	-	-
-	-	-	-	-	-
-	-	-	-	-	-
-	-	-	-	-	-
-	-	-	-	-	-
-	-	-	-	-	-
-	-	-	-	-	-
-	-	-	-	-	-
-	-	-	-	-	-
ALL OTHER School Districts: (Weighted Avg)	-	-	-	-	-
TOTAL ENROLLMENT	-	-	183	-	-
REVENUE PER PUPIL	-	-	3,710	-	-
EXPENSES PER PUPIL	-	-	4,615	-	-

ROCHESTER PREPARATORY CHARTER SCHOOL 3
Budget / Operating Plan

2017-18

Total Revenue	2,715,870	2,715,870	-	2,715,870	2,715,870
Total Expenses	3,213,623	3,213,623	-	(3,213,623)	(3,213,623)
Net Income	(497,752)	(497,752)	-	(497,752)	(497,752)
Actual Student Enrollment					

Total Year			VARIANCE	
Original Budget	Revised Budget	Variance	Original Budget vs. PY Budget	Revised Budget vs. PY Budget

DESCRIPTION OF ASSUMPTIONS

REVENUE

REVENUES FROM STATE SOURCES

2017-18

Per Pupil Revenue

Per Pupil Rate

ROCHESTER CITY SD	13,090	2,323,606	2,323,606	-	2,323,606	2,323,606
GREECE CSD	11,979	21,922	21,922	-	21,922	21,922
GATES-CHILI CSD	13,359	24,447	24,447	-	24,447	24,447
RUSH-HENRIETTA CSD	13,330	24,394	24,394	-	24,394	24,394
-	-	-	-	-	-	-
-	-	-	-	-	-	-
-	-	-	-	-	-	-
-	-	-	-	-	-	-
-	-	-	-	-	-	-
-	-	-	-	-	-	-
-	-	-	-	-	-	-
-	-	-	-	-	-	-
-	-	-	-	-	-	-
-	-	-	-	-	-	-
-	-	-	-	-	-	-
-	-	-	-	-	-	-
-	-	-	-	-	-	-
ALL OTHER School Districts: (Weighted Avg)	-	-	-	-	-	-
TOTAL Per Pupil Revenue (Weighted Average Per Pupil Funding)	13,084	2,394,368	2,394,368	-	2,394,368	2,394,368
Special Education Revenue		14,542	14,542	-	14,542	14,542
Grants						
Stimulus		-	-	-	-	-
DYCD (Department of Youth and Community Development)		-	-	-	-	-
Other		-	-	-	-	-
NYC DoE Rental Assistance		-	-	-	-	-
Other		-	-	-	-	-
TOTAL REVENUE FROM STATE SOURCES		2,408,910	2,408,910	-	2,408,910	2,408,910
REVENUE FROM FEDERAL FUNDING						
IDEA Special Needs		4,188	4,188	-	4,188	4,188
Title I		97,117	97,117	-	97,117	97,117
Title Funding - Other		9,476	9,476	-	9,476	9,476
School Food Service (Free Lunch)		193,180	193,180	-	193,180	193,180
Grants						

ROCHESTER PREPARATORY CHARTER SCHOOL 3
Budget / Operating Plan

2017-18

Total Revenue	2,715,870	2,715,870	-	2,715,870	2,715,870
Total Expenses	3,213,623	3,213,623	-	(3,213,623)	(3,213,623)
Net Income	(497,752)	(497,752)	-	(497,752)	(497,752)
Actual Student Enrollment					
	Total Year			VARIANCE	
	Original Budget	Revised Budget	Variance	Original Budget vs. PY Budget	Revised Budget vs. PY Budget
Charter School Program (CSP) Planning & Implementation	-	-	-	-	-
Other	-	-	-	-	-
Other	-	-	-	-	-
TOTAL REVENUE FROM FEDERAL SOURCES	303,960	303,960	-	303,960	303,960
LOCAL and OTHER REVENUE					
Contributions and Donations	-	-	-	-	-
Fundraising	-	-	-	-	-
Erate Reimbursement	-	-	-	-	-
Earnings on Investments	-	-	-	-	-
Interest Income	-	-	-	-	-
Food Service (Income from meals)	-	-	-	-	-
Text Book	-	-	-	-	-
OTHER	<u>3,000</u>	<u>3,000</u>	<u>-</u>	<u>3,000</u>	<u>3,000</u>
TOTAL REVENUE FROM LOCAL and OTHER SOURCES	3,000	3,000	-	3,000	3,000
TOTAL REVENUE	<u>2,715,870</u>	<u>2,715,870</u>	<u>-</u>	<u>2,715,870</u>	<u>2,715,870</u>

DESCRIPTION OF ASSUMPTIONS

ROCHESTER PREPARATORY CHARTER SCHOOL 3
Budget / Operating Plan

2017-18

Total Revenue	2,715,870	2,715,870	-	2,715,870	2,715,870
Total Expenses	3,213,623	3,213,623	-	(3,213,623)	(3,213,623)
Net Income	(497,752)	(497,752)	-	(497,752)	(497,752)
Actual Student Enrollment					

Total Year			VARIANCE	
Original Budget	Revised Budget	Variance	Original Budget vs. PY Budget	Revised Budget vs. PY Budget

DESCRIPTION OF ASSUMPTIONS

EXPENSES

ADMINISTRATIVE STAFF PERSONNEL COSTS

Avg. No.
of Positions

Executive Management	-	94,500	94,500	-	(94,500)	(94,500)
Instructional Management	1.00	-	-	-	-	-
Deans, Directors & Coordinators	3.00	322,707	322,707	-	(322,707)	(322,707)
CFO / Director of Finance	-	-	-	-	-	-
Operation / Business Manager	-	-	-	-	-	-
Administrative Staff	2.83	56,820	56,820	-	(56,820)	(56,820)
TOTAL ADMINISTRATIVE STAFF	6.83	474,027	474,027	-	(474,027)	(474,027)

INSTRUCTIONAL PERSONNEL COSTS

Teachers - Regular	12.00	580,888	580,888	-	(580,888)	(580,888)
Teachers - SPED	1.00	44,880	44,880	-	(44,880)	(44,880)
Substitute Teachers	-	-	-	-	-	-
Teaching Assistants	2.00	80,800	80,800	-	(80,800)	(80,800)
Specialty Teachers	2.00	93,840	93,840	-	(93,840)	(93,840)
Aides	-	-	-	-	-	-
Therapists & Counselors	-	-	-	-	-	-
Other	-	22,364	22,364	-	(22,364)	(22,364)
TOTAL INSTRUCTIONAL	17.00	822,771	822,771	-	(822,771)	(822,771)

NON-INSTRUCTIONAL PERSONNEL COSTS

Nurse	-	-	-	-	-	-
Librarian	-	-	-	-	-	-
Custodian	1.00	30,000	30,000	-	(30,000)	(30,000)
Security	-	-	-	-	-	-
Other	-	-	-	-	-	-
TOTAL NON-INSTRUCTIONAL	1.00	30,000	30,000	-	(30,000)	(30,000)

SUBTOTAL PERSONNEL SERVICE COSTS

24.83

1,326,798	1,326,798	-	(1,326,798)	(1,326,798)
-----------	-----------	---	-------------	-------------

PAYROLL TAXES AND BENEFITS

Payroll Taxes	127,150	127,150	-	(127,150)	(127,150)
Fringe / Employee Benefits	175,942	175,942	-	(175,942)	(175,942)

ROCHESTER PREPARATORY CHARTER SCHOOL 3
Budget / Operating Plan

2017-18

Total Revenue	2,715,870	2,715,870	-	2,715,870	2,715,870
Total Expenses	3,213,623	3,213,623	-	(3,213,623)	(3,213,623)
Net Income	(497,752)	(497,752)	-	(497,752)	(497,752)
Actual Student Enrollment					
	Total Year			VARIANCE	
	Original Budget	Revised Budget	Variance	Original Budget vs. PY Budget	Revised Budget vs. PY Budget
Retirement / Pension	-	-	-	-	-
TOTAL PAYROLL TAXES AND BENEFITS	303,093	303,093	-	(303,093)	(303,093)
TOTAL PERSONNEL SERVICE COSTS	1,629,891	1,629,891	-	(1,629,891)	(1,629,891)
CONTRACTED SERVICES					
Accounting / Audit	1,350	1,350	-	(1,350)	(1,350)
Legal	1,039	1,039	-	(1,039)	(1,039)
Management Company Fee	251,900	251,900	-	(251,900)	(251,900)
Nurse Services	-	-	-	-	-
Food Service / School Lunch	-	-	-	-	-
Payroll Services	7,078	7,078	-	(7,078)	(7,078)
Special Ed Services	1,000	1,000	-	(1,000)	(1,000)
Titlement Services (i.e. Title I)	-	-	-	-	-
Other Purchased / Professional / Consulting	11,813	11,813	-	(11,813)	(11,813)
TOTAL CONTRACTED SERVICES	274,180	274,180	-	(274,180)	(274,180)

DESCRIPTION OF ASSUMPTIONS

ROCHESTER PREPARATORY CHARTER SCHOOL 3
Budget / Operating Plan

2017-18

Total Revenue	2,715,870	2,715,870	-	2,715,870	2,715,870
Total Expenses	3,213,623	3,213,623	-	(3,213,623)	(3,213,623)
Net Income	(497,752)	(497,752)	-	(497,752)	(497,752)
Actual Student Enrollment					

	Total Year			VARIANCE	
	Original Budget	Revised Budget	Variance	Original Budget vs. PY Budget	Revised Budget vs. PY Budget

DESCRIPTION OF ASSUMPTIONS

SCHOOL OPERATIONS

Board Expenses	500	500	-	(500)	(500)
Classroom / Teaching Supplies & Materials	102,000	102,000	-	(102,000)	(102,000)
Special Ed Supplies & Materials	-	-	-	-	-
Textbooks / Workbooks	16,000	16,000	-	(16,000)	(16,000)
Supplies & Materials other	-	-	-	-	-
Equipment / Furniture	52,000	52,000	-	(52,000)	(52,000)
Telephone	41,556	41,556	-	(41,556)	(41,556)
Technology	238,068	238,068	-	(238,068)	(238,068)
Student Testing & Assessment	3,508	3,508	-	(3,508)	(3,508)
Field Trips	13,000	13,000	-	(13,000)	(13,000)
Transportation (student)	35,000	35,000	-	(35,000)	(35,000)
Student Services - other	6,500	6,500	-	(6,500)	(6,500)
Office Expense	35,000	35,000	-	(35,000)	(35,000)
Staff Development	101,294	101,294	-	(101,294)	(101,294)
Staff Recruitment	10,400	10,400	-	(10,400)	(10,400)
Student Recruitment / Marketing	18,500	18,500	-	(18,500)	(18,500)
School Meals / Lunch	143,294	143,294	-	(143,294)	(143,294)
Travel (Staff)	-	-	-	-	-
Fundraising	-	-	-	-	-
Other	60,033	60,033	-	(60,033)	(60,033)
TOTAL SCHOOL OPERATIONS	876,654	876,654	-	(876,654)	(876,654)

FACILITY OPERATION & MAINTENANCE

Insurance	45,837	45,837	-	(45,837)	(45,837)
Janitorial	55,500	55,500	-	(55,500)	(55,500)
Building and Land Rent / Lease / Facility Finance Interest	145,731	145,731	-	(145,731)	(145,731)
Repairs & Maintenance	68,000	68,000	-	(68,000)	(68,000)
Equipment / Furniture	20,000	20,000	-	(20,000)	(20,000)
Security	-	-	-	-	-
Utilities	43,030	43,030	-	(43,030)	(43,030)
TOTAL FACILITY OPERATION & MAINTENANCE	378,098	378,098	-	(378,098)	(378,098)

DEPRECIATION & AMORTIZATION

RESERVES / CONTINGENCY	54,800	54,800	-	(54,800)	(54,800)
-------------------------------	--------	--------	---	----------	----------

ROCHESTER PREPARATORY CHARTER SCHOOL 3
Budget / Operating Plan
2017-18

Total Revenue	2,715,870	2,715,870	-	2,715,870	2,715,870
Total Expenses	3,213,623	3,213,623	-	(3,213,623)	(3,213,623)
Net Income	(497,752)	(497,752)	-	(497,752)	(497,752)
Actual Student Enrollment					
	Total Year			VARIANCE	
	Original Budget	Revised Budget	Variance	Original Budget vs. PY Budget	Revised Budget vs. PY Budget
TOTAL EXPENSES	3,213,623	3,213,623	-	(3,213,623)	(3,213,623)
NET INCOME	(497,752)	(497,752)	-	(497,752)	(497,752)

DESCRIPTION OF ASSUMPTIONS

		ROCHESTER PREPARATORY CHARTER SCHOOL 3					DESCRIPTION OF ASSUMPTIONS
		Budget / Operating Plan				2017-18	
Total Revenue		2,715,870	2,715,870	-	2,715,870	2,715,870	
Total Expenses		3,213,623	3,213,623	-	(3,213,623)	(3,213,623)	
Net Income		(497,752)	(497,752)	-	(497,752)	(497,752)	
Actual Student Enrollment							
		Total Year			VARIANCE		DESCRIPTION OF ASSUMPTIONS
		Original Budget	Revised Budget	Variance	Original Budget vs. PY Budget	Revised Budget vs. PY Budget	
ENROLLMENT - *School Districts Are Linked To Above Entries*							
Number of Districts:							
ROCHESTER CITY SD							
GREECE CSD							
GATES-CHILI CSD							
RUSH-HENRIETTA CSD							
-							
-							
-							
-							
-							
-							
-							
-							
ALL OTHER School Districts: (Weighted Avg)							
TOTAL ENROLLMENT							
REVENUE PER PUPIL							
EXPENSES PER PUPIL							

ROCHESTER PREPARATORY CHARTER SCHOOL 3

DO NOT ENTER BALANCE SHEET DATA ON THIS
TEMPLATE

Balance sheet data should for the Ed Corp:
True North Rochester Preparatory Charter School
should be entered on the template for
True North Rochester Preparatory Charter School.

BALANCE SHEET

2017-18

	Prior Year	Q1	Q2	Q3	Q4
	2016-17	As of 9/30	As of 12/31	As of 3/31	As of 6/30
<u>ASSETS</u>					
<u>CURRENT ASSETS</u>					
Cash and cash equivalents	-	-	-	-	-
Grants and contracts receivable	-	-	-	-	-
Accounts receivables	-	-	-	-	-
Prepaid Expenses	-	-	-	-	-
Contributions and other receivables	-	-	-	-	-
TOTAL CURRENT ASSETS	-	-	-	-	-
<u>PROPERTY, BUILDING AND EQUIPMENT, net</u>	-	-	-	-	-
<u>OTHER ASSETS</u>	-	-	-	-	-
TOTAL ASSETS	-	-	-	-	-
<u>LIABILITIES AND NET ASSETS</u>					
<u>CURRENT LIABILITIES</u>					
Accounts payable and accrued expenses	-	-	-	-	-
Accrued payroll and benefits	-	-	-	-	-
Deferred Revenue	-	-	-	-	-
Current maturities of long-term debt	-	-	-	-	-
Short Term Debt - Bonds, Notes Payable	-	-	-	-	-
Other	-	-	-	-	-
TOTAL CURRENT LIABILITIES	-	-	-	-	-
<u>LONG-TERM DEBT and NOTES PAYABLE, net current maturities</u>	-	-	-	-	-
TOTAL LIABILITIES	-	-	-	-	-
<u>NET ASSETS</u>					
Unrestricted	-	-	-	-	-
Temporarily restricted	-	-	-	-	-
TOTAL NET ASSETS	-	-	-	-	-
TOTAL LIABILITIES AND NET ASSETS	-	-	-	-	-

Budget / Operating Plan

Total Revenue	-	678,968	-	-	678,968	-	-
Total Expenses	-	789,706	-	-	789,706	-	-
Net Income	-	(110,738)	-	-	(110,738)	-	-
Actual Student Enrollment	-	183	-	-	183	-	-

3rd C

Actual	Current Budget	Variance	Actual	Current Budget	Variance	Actual
--------	----------------	----------	--------	----------------	----------	--------

CY Per Pupil Rate

ROCHESTER CITY SD	13,090	580,901	-	580,901	-	
GREECE CSD	11,979	5,480	-	5,480	-	
GATES-CHILI CSD	13,359	6,112	-	6,112	-	
RUSH-HENRIETTA CSD	13,330	6,098	-	6,098	-	
-	-	-	-	-	-	
-	-	-	-	-	-	
-	-	-	-	-	-	
-	-	-	-	-	-	
-	-	-	-	-	-	
-	-	-	-	-	-	
-	-	-	-	-	-	
-	-	-	-	-	-	
-	-	-	-	-	-	
-	-	-	-	-	-	
-	-	-	-	-	-	
-	-	-	-	-	-	
ALL OTHER School Districts: (Count = 0)	-	-	-	-	-	
TOTAL Per Pupil Revenue (Weighted Average Per Pupil Funding)	13,084	-	598,592	-	598,592	-
Special Education Revenue		3,636	-	3,636	-	
Grants						
Stimulus		-	-	-	-	
DYCD (Department of Youth and Community Development)		-	-	-	-	
Other		-	-	-	-	
NYC DoE Rental Assistance		-	-	-	-	
Other		-	-	-	-	
TOTAL REVENUE FROM STATE SOURCES		-	602,228	-	602,228	-

Other

	1,047	-		1,047	-	
	24,279	-		24,279	-	
	2,369	-		2,369	-	
	48,295	-		48,295	-	
	-	-		-	-	
	-	-		-	-	

2017-18

Page 34 of 61

ROCHESTER PREPARATORY CHAR

Budget / Operating Plan

2017-18

Total Revenue	-	678,968	-	-	678,968	-	-
Total Expenses	-	789,706	-	-	789,706	-	-
Net Income	-	(110,738)	-	-	(110,738)	-	-
Actual Student Enrollment	-	183	-	-	183	-	-

	1st Quarter - 7/1 - 9/30			2nd Quarter - 10/1 - 12/31			3rd Quarter
	Actual	Current Budget	Variance	Actual	Current Budget	Variance	Actual

***NOTE: Enrollment, Revenue and Expenditure Data IN the 'Total and Variance Analysis' Section is Based on LAST ACTUAL Quarter Completed**

EXPENSES

ADMINISTRATIVE STAFF PERSONNEL COSTS

	Quarter 0 No. of Positions						
Executive Management	-		23,625	-		23,625	-
Instructional Management	-		-	-		-	-
Deans, Directors & Coordinators	-		80,677	-		80,677	-
CFO / Director of Finance	-		-	-		-	-
Operation / Business Manager	-		-	-		-	-
Administrative Staff	-		14,205	-		14,205	-
TOTAL ADMINISTRATIVE STAFF	-		118,507	-		118,507	-

INSTRUCTIONAL PERSONNEL COSTS

Teachers - Regular	-		145,222	-		145,222	-
Teachers - SPED	-		11,220	-		11,220	-
Substitute Teachers	-		-	-		-	-
Teaching Assistants	-		20,200	-		20,200	-
Specialty Teachers	-		23,460	-		23,460	-
Aides	-		-	-		-	-
Therapists & Counselors	-		-	-		-	-
Other	-		5,591	-		5,591	-
TOTAL INSTRUCTIONAL	-		205,693	-		205,693	-

NON-INSTRUCTIONAL PERSONNEL COSTS

Nurse	-		-	-		-	-
Librarian	-		-	-		-	-
Custodian	-		7,500	-		7,500	-
Security	-		-	-		-	-
Other	-		-	-		-	-
TOTAL NON-INSTRUCTIONAL	-		7,500	-		7,500	-

SUBTOTAL PERSONNEL SERVICE COSTS

	-		331,700	-		331,700	-
--	---	--	---------	---	--	---------	---

PAYROLL TAXES AND BENEFITS

Payroll Taxes		31,788	-		31,788	-	
Fringe / Employee Benefits		43,986	-		43,986	-	
Retirement / Pension		-	-		-	-	
TOTAL PAYROLL TAXES AND BENEFITS		75,773	-		75,773	-	

TOTAL PERSONNEL SERVICE COSTS

	-		407,473	-		407,473	-
--	---	--	---------	---	--	---------	---

ROCHESTER PREPARATORY CHAR

Budget / Operating Plan

2017-18

Total Revenue	-	678,968	-	-	678,968	-	-
Total Expenses	-	789,706	-	-	789,706	-	-
Net Income	-	(110,738)	-	-	(110,738)	-	-
Actual Student Enrollment	-	183	-	-	183	-	-

*NOTE: Enrollment, Revenue and Expenditure Data IN the 'Total and Variance Analysis' Section is Based on LAST ACTUAL Quarter Completed	1st Quarter - 7/1 - 9/30			2nd Quarter - 10/1 - 12/31			3rd Quarter - 1/1 - 3/31
	Actual	Current Budget	Variance	Actual	Current Budget	Variance	Actual
CONTRACTED SERVICES							
Accounting / Audit		338	-		338	-	
Legal		260	-		260	-	
Management Company Fee		62,975	-		62,975	-	
Nurse Services		-	-		-	-	
Food Service / School Lunch		-	-		-	-	
Payroll Services		1,769	-		1,769	-	
Special Ed Services		250	-		250	-	
Titlement Services (i.e. Title I)		-	-		-	-	
Other Purchased / Professional / Consulting		2,953	-		2,953	-	
TOTAL CONTRACTED SERVICES	-	68,545	-	-	68,545	-	-

ROCHESTER PREPARATORY CHAR

Budget / Operating Plan

2017-18

Total Revenue	-	678,968	-	-	678,968	-	-
Total Expenses	-	789,706	-	-	789,706	-	-
Net Income	-	(110,738)	-	-	(110,738)	-	-
Actual Student Enrollment	-	183	-	-	183	-	-

	1st Quarter - 7/1 - 9/30			2nd Quarter - 10/1 - 12/31			3rd Quarter
	Actual	Current Budget	Variance	Actual	Current Budget	Variance	Actual
*NOTE: Enrollment, Revenue and Expenditure Data IN the 'Total and Variance Analysis' Section is Based on LAST ACTUAL Quarter Completed							
SCHOOL OPERATIONS							
Board Expenses		125	-		125	-	
Classroom / Teaching Supplies & Materials		25,500	-		25,500	-	
Special Ed Supplies & Materials		-	-		-	-	
Textbooks / Workbooks		4,000	-		4,000	-	
Supplies & Materials other		-	-		-	-	
Equipment / Furniture		13,000	-		13,000	-	
Telephone		10,389	-		10,389	-	
Technology		59,517	-		59,517	-	
Student Testing & Assessment		877	-		877	-	
Field Trips		3,250	-		3,250	-	
Transportation (student)		8,750	-		8,750	-	
Student Services - other		1,625	-		1,625	-	
Office Expense		8,750	-		8,750	-	
Staff Development		25,323	-		25,323	-	
Staff Recruitment		2,600	-		2,600	-	
Student Recruitment / Marketing		4,625	-		4,625	-	
School Meals / Lunch		35,824	-		35,824	-	
Travel (Staff)		-	-		-	-	
Fundraising		-	-		-	-	
Other		15,008	-		15,008	-	
TOTAL SCHOOL OPERATIONS	-	219,164	-	-	219,164	-	-
FACILITY OPERATION & MAINTENANCE							
Insurance		11,459	-		11,459	-	
Janitorial		13,875	-		13,875	-	
Building and Land Rent / Lease / Facility Finance Interest		36,433	-		36,433	-	
Repairs & Maintenance		17,000	-		17,000	-	
Equipment / Furniture		5,000	-		5,000	-	
Security		-	-		-	-	
Utilities		10,758	-		10,758	-	
TOTAL FACILITY OPERATION & MAINTENANCE	-	94,524	-	-	94,524	-	-
DEPRECIATION & AMORTIZATION		-	-		-	-	
RESERVES / CONTINGENCY		-	-		-	-	
TOTAL EXPENSES	-	789,706	-	-	789,706	-	-

ROCHESTER PREPARATORY CHAR

Budget / Operating Pla

2017-18									
Total Revenue	-	678,968	-	-	678,968	-	-	-	-
Total Expenses	-	789,706	-	-	789,706	-	-	-	-
Net Income	-	(110,738)	-	-	(110,738)	-	-	-	-
Actual Student Enrollment	-	183	-	-	183	-	-	-	-
				1st Quarter - 7/1 - 9/30			2nd Quarter - 10/1 - 12/31		
*NOTE: Enrollment, Revenue and Expenditure Data IN the 'Total and Variance Analysis' Section is Based on LAST ACTUAL Quarter Completed									
				Actual	Current Budget	Variance	Actual	Current Budget	Variance
NET INCOME				-	(110,738)	-	-	(110,738)	-

Total Revenue	-	678,968	-	-	678,968	-	-
Total Expenses	-	789,706	-	-	789,706	-	-
Net Income	-	(110,738)	-	-	(110,738)	-	-
Actual Student Enrollment	-	183	-	-	183	-	-

*NOTE: Enrollment, Revenue and Expenditure Data IN the 'Total and Variance Analysis' Section is Based on LAST ACTUAL Quarter Completed	1st Quarter - 7/1 - 9/30			2nd Quarter - 10/1 - 12/31			3rd Quarter
	Actual	Current Budget	Variance	Actual	Current Budget	Variance	Actual

ENROLLMENT - *School Districts Are Linked To Above Entries*

ROCHESTER CITY SD	-	178	-	-	178	-	-
GREECE CSD	-	2	-	-	2	-	-
GATES-CHILI CSD	-	2	-	-	2	-	-
RUSH-HENRIETTA CSD	-	2	-	-	2	-	-
-	-	-	-	-	-	-	-
-	-	-	-	-	-	-	-
-	-	-	-	-	-	-	-
-	-	-	-	-	-	-	-
-	-	-	-	-	-	-	-
-	-	-	-	-	-	-	-
-	-	-	-	-	-	-	-
-	-	-	-	-	-	-	-
-	-	-	-	-	-	-	-
-	-	-	-	-	-	-	-
-	-	-	-	-	-	-	-
-	-	-	-	-	-	-	-
-	-	-	-	-	-	-	-
ALL OTHER School Districts: (Count = 0)	-	-	-	-	-	-	-
TOTAL ENROLLMENT	-	183	-	-	183	-	-
REVENUE PER PUPIL	-	3,710	-	-	3,710	-	-
EXPENSES PER PUPIL	-	4,315	-	-	4,315	-	-

TER SCHOOL 3

n

Total Revenue	678,968	-	-	678,968	-
Total Expenses	789,706	-	-	844,506	-
Net Income	(110,738)	-	-	(165,538)	-
Actual Student Enrollment	183	-	-	183	-

*NOTE: Enrollment, Revenue and Expenditure Data IN the 'Total and Variance Analysis' Section is Based on LAST ACTUAL Quarter Completed	Quarter - 1/1 - 3/31		4th Quarter - 4/1 - 6/30		
	Current Budget	Variance	Actual	Current Budget	Variance

REVENUE

REVENUES FROM STATE SOURCES

Per Pupil Revenue

CY Per Pupil Rate

ROCHESTER CITY SD

13,090

580,901

-

580,901

-

GREECE CSD

11,979

5,480

-

5,480

-

GATES-CHILI CSD

13,359

6,112

-

6,112

-

RUSH-HENRIETTA CSD

13,330

6,098

-

6,098

-

-

-

-

-

-

-

-

-

-

-

-

-

-

-

-

-

-

-

-

-

-

-

-

-

-

-

-

-

-

-

-

-

-

-

-

-

-

-

-

-

-

-

-

-

-

-

-

-

-

-

-

-

-

-

-

-

-

-

-

-

-

-

-

-

-

-

ALL OTHER School Districts: (Count = 0)

-

-

-

-

-

TOTAL Per Pupil Revenue (Weighted Average Per Pupil Funding)

13,084

598,592

-

598,592

-

Special Education Revenue

3,636

-

3,636

-

Grants

Stimulus

-

-

-

-

DYCD (Department of Youth and Community Development)

-

-

-

-

Other

-

-

-

-

NYC DoE Rental Assistance

-

-

-

-

Other

-

-

-

-

TOTAL REVENUE FROM STATE SOURCES

602,228

-

602,228

-

REVENUE FROM FEDERAL FUNDING

IDEA Special Needs

1,047

-

1,047

-

Title I

24,279

-

24,279

-

Title Funding - Other

2,369

-

2,369

-

School Food Service (Free Lunch)

48,295

-

48,295

-

Grants

Charter School Program (CSP) Planning & Implementation

-

-

-

-

Other

-

-

-

-

TER SCHOOL 3 n					
Total Revenue	678,968	-	-	678,968	-
Total Expenses	789,706	-	-	844,506	-
Net Income	(110,738)	-	-	(165,538)	-
Actual Student Enrollment	183	-	-	183	-
		Quarter - 1/1 - 3/31		4th Quarter - 4/1 - 6/30	
*NOTE: Enrollment, Revenue and Expenditure Data IN the 'Total and Variance Analysis' Section is Based on LAST ACTUAL Quarter Completed					
		Current Budget	Variance	Actual	Current Budget Variance
Other		-	-		- -
TOTAL REVENUE FROM FEDERAL SOURCES		75,990	-	-	75,990 -
LOCAL and OTHER REVENUE					
Contributions and Donations		-	-		- -
Fundraising		-	-		- -
Erate Reimbursement		-	-		- -
Earnings on Investments		-	-		- -
Interest Income		-	-		- -
Food Service (Income from meals)		-	-		- -
Text Book		-	-		- -
OTHER		750	-		750 -
TOTAL REVENUE FROM LOCAL and OTHER SOURCES		750	-	-	750 -
TOTAL REVENUE		678,968	-	-	678,968 -

TER SCHOOL 3

n

Total Revenue	678,968	-	-	678,968	-
Total Expenses	789,706	-	-	844,506	-
Net Income	(110,738)	-	-	(165,538)	-
Actual Student Enrollment	183	-	-	183	-

*NOTE: Enrollment, Revenue and Expenditure Data IN the 'Total and Variance Analysis' Section is Based on LAST ACTUAL Quarter Completed	Quarter - 1/1 - 3/31		4th Quarter - 4/1 - 6/30		
	Current Budget	Variance	Actual	Current Budget	Variance

EXPENSES

ADMINISTRATIVE STAFF PERSONNEL COSTS

	Quarter 0 No. of Positions				
Executive Management	-	23,625	-	23,625	-
Instructional Management	-	-	-	-	-
Deans, Directors & Coordinators	-	80,677	-	80,677	-
CFO / Director of Finance	-	-	-	-	-
Operation / Business Manager	-	-	-	-	-
Administrative Staff	-	14,205	-	14,205	-
TOTAL ADMINISTRATIVE STAFF	-	118,507	-	118,507	-

INSTRUCTIONAL PERSONNEL COSTS

Teachers - Regular	-	145,222	-	145,222	-
Teachers - SPED	-	11,220	-	11,220	-
Substitute Teachers	-	-	-	-	-
Teaching Assistants	-	20,200	-	20,200	-
Specialty Teachers	-	23,460	-	23,460	-
Aides	-	-	-	-	-
Therapists & Counselors	-	-	-	-	-
Other	-	5,591	-	5,591	-
TOTAL INSTRUCTIONAL	-	205,693	-	205,693	-

NON-INSTRUCTIONAL PERSONNEL COSTS

Nurse	-	-	-	-	-
Librarian	-	-	-	-	-
Custodian	-	7,500	-	7,500	-
Security	-	-	-	-	-
Other	-	-	-	-	-
TOTAL NON-INSTRUCTIONAL	-	7,500	-	7,500	-

SUBTOTAL PERSONNEL SERVICE COSTS

PAYROLL TAXES AND BENEFITS

Payroll Taxes		31,788	-	31,788	-
Fringe / Employee Benefits		43,986	-	43,986	-
Retirement / Pension		-	-	-	-
TOTAL PAYROLL TAXES AND BENEFITS		75,773	-	75,773	-

TOTAL PERSONNEL SERVICE COSTS

	-	407,473	-	407,473	-
--	---	---------	---	---------	---

TER SCHOOL 3 n					
Total Revenue	678,968	-	-	678,968	-
Total Expenses	789,706	-	-	844,506	-
Net Income	(110,738)	-	-	(165,538)	-
Actual Student Enrollment	183	-	-	183	-
		Quarter - 1/1 - 3/31		4th Quarter - 4/1 - 6/30	
*NOTE: Enrollment, Revenue and Expenditure Data IN the 'Total and Variance Analysis' Section is Based on LAST ACTUAL Quarter Completed		TER SCHOOL 3 n			
		Current Budget	Variance	Actual	Current Budget Variance
CONTRACTED SERVICES					
Accounting / Audit	338	-		338	-
Legal	260	-		260	-
Management Company Fee	62,975	-		62,975	-
Nurse Services	-	-		-	-
Food Service / School Lunch	-	-		-	-
Payroll Services	1,769	-		1,769	-
Special Ed Services	250	-		250	-
Titlement Services (i.e. Title I)	-	-		-	-
Other Purchased / Professional / Consulting	2,953	-		2,953	-
TOTAL CONTRACTED SERVICES	68,545	-	-	68,545	-

TER SCHOOL 3

n

Total Revenue	678,968	-	-	678,968	-
Total Expenses	789,706	-	-	844,506	-
Net Income	(110,738)	-	-	(165,538)	-
Actual Student Enrollment	183	-	-	183	-

*NOTE: Enrollment, Revenue and Expenditure Data IN the 'Total and Variance Analysis' Section is Based on LAST ACTUAL Quarter Completed	Quarter - 1/1 - 3/31		4th Quarter - 4/1 - 6/30		
	Current Budget	Variance	Actual	Current Budget	Variance
SCHOOL OPERATIONS					
Board Expenses	125	-		125	-
Classroom / Teaching Supplies & Materials	25,500	-		25,500	-
Special Ed Supplies & Materials	-	-		-	-
Textbooks / Workbooks	4,000	-		4,000	-
Supplies & Materials other	-	-		-	-
Equipment / Furniture	13,000	-		13,000	-
Telephone	10,389	-		10,389	-
Technology	59,517	-		59,517	-
Student Testing & Assessment	877	-		877	-
Field Trips	3,250	-		3,250	-
Transportation (student)	8,750	-		8,750	-
Student Services - other	1,625	-		1,625	-
Office Expense	8,750	-		8,750	-
Staff Development	25,323	-		25,323	-
Staff Recruitment	2,600	-		2,600	-
Student Recruitment / Marketing	4,625	-		4,625	-
School Meals / Lunch	35,824	-		35,824	-
Travel (Staff)	-	-		-	-
Fundraising	-	-		-	-
Other	15,008	-		15,008	-
TOTAL SCHOOL OPERATIONS	219,164	-	-	219,164	-
FACILITY OPERATION & MAINTENANCE					
Insurance	11,459	-		11,459	-
Janitorial	13,875	-		13,875	-
Building and Land Rent / Lease / Facility Finance Interest	36,433	-		36,433	-
Repairs & Maintenance	17,000	-		17,000	-
Equipment / Furniture	5,000	-		5,000	-
Security	-	-		-	-
Utilities	10,758	-		10,758	-
TOTAL FACILITY OPERATION & MAINTENANCE	94,524	-	-	94,524	-
DEPRECIATION & AMORTIZATION	-	-		54,800	-
RESERVES / CONTINGENCY	-	-		-	-
TOTAL EXPENSES	789,706	-	-	844,506	-

TER SCHOOL 3					
TER SCHOOL 3					
n					
Total Revenue	678,968	-	-	678,968	-
Total Expenses	789,706	-	-	844,506	-
Net Income	(110,738)	-	-	(165,538)	-
Actual Student Enrollment	183	-	-	183	-
*NOTE: Enrollment, Revenue and Expenditure Data IN the 'Total and Variance Analysis' Section is Based on LAST ACTUAL Quarter Completed	Quarter - 1/1 - 3/31		4th Quarter - 4/1 - 6/30		
	Quarter - 1/1 - 3/31				
	Current Budget	Variance	Actual	Current Budget	Variance
NET INCOME	(110,738)	-	-	(165,538)	-

JUNIOR SCHOOL 3					
n					
Total Revenue	678,968	-	-	678,968	-
Total Expenses	789,706	-	-	844,506	-
Net Income	(110,738)	-	-	(165,538)	-
Actual Student Enrollment	183	-	-	183	-
Quarter - 1/1 - 3/31					
Quarter - 1/1 - 3/31			4th Quarter - 4/1 - 6/30		
*NOTE: Enrollment, Revenue and Expenditure Data IN the 'Total and Variance Analysis' Section is Based on LAST ACTUAL Quarter Completed					
			Current Budget	Variance	Actual
					Current Budget
					Variance
ENROLLMENT - *School Districts Are Linked To Above Entries*					
ROCHESTER CITY SD	178	-	-	178	-
GREECE CSD	2	-	-	2	-
GATES-CHILI CSD	2	-	-	2	-
RUSH-HENRIETTA CSD	2	-	-	2	-
-	-	-	-	-	-
-	-	-	-	-	-
-	-	-	-	-	-
-	-	-	-	-	-
-	-	-	-	-	-
-	-	-	-	-	-
-	-	-	-	-	-
-	-	-	-	-	-
-	-	-	-	-	-
-	-	-	-	-	-
-	-	-	-	-	-
-	-	-	-	-	-
ALL OTHER School Districts: (Count = 0)	-	-	-	-	-
TOTAL ENROLLMENT	183	-	-	183	-
REVENUE PER PUPIL	3,710	-	-	3,710	-
EXPENSES PER PUPIL	4,315	-	-	4,615	-

				ROCHESTER PREPARATORY CHARTER SCHOOL							
				Budget / Operating Plan							
				2017-18							
Total Revenue				-	-	-	2,715,870	(2,715,870)	-	-	2,715,870
Total Expenses				-	-	-	3,213,623	3,213,623	-	-	3,213,623
Net Income				-	-	-	(497,752)	497,752	-	-	(497,752)
Actual Student Enrollment				-	-	-			-	-	
*NOTE: Enrollment, Revenue and Expenditure Data IN the 'Total and Variance Analysis' Section is Based on LAST ACTUAL Quarter Completed				TOTALS AND VARIANCE ANALYSIS							
				Actual	Current Budget (Current Quarter)	Actual vs. Current Budget	Current Budget - TY	Actual vs. Current Budget TY	Original Budget (Current Quarter)	Actual vs. Original Budget	Original Budget - TY
REVENUE											
REVENUES FROM STATE SOURCES											
Per Pupil Revenue		CY Per Pupil Rate									
ROCHESTER CITY SD		13,090		-	-	-	2,323,606	(2,323,606)	-	-	2,323,606
GREECE CSD		11,979		-	-	-	21,922	(21,922)	-	-	21,922
GATES-CHILI CSD		13,359		-	-	-	24,447	(24,447)	-	-	24,447
RUSH-HENRIETTA CSD		13,330		-	-	-	24,394	(24,394)	-	-	24,394
-		-		-	-	-	-	-	-	-	-
-		-		-	-	-	-	-	-	-	-
-		-		-	-	-	-	-	-	-	-
-		-		-	-	-	-	-	-	-	-
-		-		-	-	-	-	-	-	-	-
-		-		-	-	-	-	-	-	-	-
-		-		-	-	-	-	-	-	-	-
-		-		-	-	-	-	-	-	-	-
-		-		-	-	-	-	-	-	-	-
-		-		-	-	-	-	-	-	-	-
-		-		-	-	-	-	-	-	-	-
-		-		-	-	-	-	-	-	-	-
-		-		-	-	-	-	-	-	-	-
-		-		-	-	-	-	-	-	-	-
-		-		-	-	-	-	-	-	-	-
-		-		-	-	-	-	-	-	-	-
-		-		-	-	-	-	-	-	-	-
-		-		-	-	-	-	-	-	-	-
-		-		-	-	-	-	-	-	-	-
-		-		-	-	-	-	-	-	-	-
-		-		-	-	-	-	-	-	-	-
-		-		-	-	-	-	-	-	-	-
-		-		-	-	-	-	-	-	-	-
-		-		-	-	-	-	-	-	-	-
-		-		-	-	-	-	-	-	-	-
-		-		-	-	-	-	-	-	-	-
-		-		-	-	-	-	-	-	-	-
-		-		-	-	-	-	-	-	-	-
-		-		-	-	-	-	-	-	-	-
-		-		-	-	-	-	-	-	-	-
-		-		-	-	-	-	-	-	-	-
-		-		-	-	-	-	-	-	-	-
-		-		-	-	-	-	-	-	-	-
-		-		-	-	-	-	-	-	-	-
-		-		-	-	-	-	-	-	-	-
-		-		-	-	-	-	-	-	-	-
-		-		-	-	-	-	-	-	-	-
-		-		-	-	-	-	-	-	-	-
-		-		-	-	-	-	-	-	-	-
-		-		-	-	-	-	-	-	-	-
-		-		-	-	-	-	-	-	-	-
-		-		-	-	-	-	-	-	-	-
-		-		-	-	-	-	-	-	-	-
-		-		-	-	-	-	-	-	-	-
-		-		-	-	-	-	-	-	-	-
-		-		-	-	-	-	-	-	-	-
-		-		-	-	-	-	-	-	-	-
-		-		-	-	-	-	-	-	-	-
-		-		-	-	-	-	-	-	-	-
-		-		-	-	-	-	-	-	-	-
-		-		-	-	-	-	-	-	-	-
-		-		-	-	-	-	-	-	-	-
-		-		-	-	-	-	-	-	-	-
-		-		-	-	-	-	-	-	-	-
-		-		-	-	-	-	-	-	-	-
-		-		-	-	-	-	-	-	-	-
-		-		-	-	-	-	-	-	-	-
-		-		-	-	-	-	-	-	-	-
-		-		-	-	-	-	-	-	-	-
-		-		-	-	-	-	-	-	-	-
-		-		-	-	-	-	-	-	-	-
-		-		-	-	-	-	-	-	-	-
-		-		-	-	-	-	-	-	-	-
-		-		-	-	-	-	-	-	-	-
-		-		-	-	-	-	-	-	-	-
-		-		-	-	-	-	-	-	-	-
-		-		-	-	-	-	-	-	-	-
-		-		-	-	-	-	-	-	-	-
-		-		-	-	-	-	-	-	-	-
-		-		-	-	-	-	-	-	-	-
-		-		-	-	-	-	-	-	-	-
-		-		-	-	-	-	-	-	-	-
-		-		-	-	-	-	-	-	-	-
-		-		-	-	-	-	-	-	-	-
-		-		-	-	-	-	-	-	-	-
-		-		-	-	-	-	-	-	-	-
-		-		-	-	-	-	-	-	-	-
-		-		-	-	-	-	-	-	-	-
-		-		-	-	-	-	-	-	-	-
-		-		-	-	-	-	-	-	-	-
-		-		-	-	-	-	-	-	-	-
-		-		-	-	-	-	-	-	-	-
-		-		-	-	-	-	-	-	-	-
-		-		-	-	-	-	-	-	-	-
-		-		-	-	-	-	-	-	-	-
-		-		-	-	-	-	-	-	-	-
-		-		-	-	-	-	-	-	-	-
-		-		-	-	-	-	-	-	-	-
-		-		-	-	-	-	-	-	-	-
-		-		-	-	-	-	-	-	-	

				ROCHESTER PREPARATORY CHARTER SCHOOL				
				Budget / Operating Plan				
				2017-18				
Total Revenue	-	-	-	2,715,870	(2,715,870)	-	-	2,715,870
Total Expenses	-	-	-	3,213,623	3,213,623	-	-	3,213,623
Net Income	-	-	-	(497,752)	497,752	-	-	(497,752)
Actual Student Enrollment	-	-	-			-	-	
				TOTALS AND VARIANCE ANALYSIS				
*NOTE: Enrollment, Revenue and Expenditure Data IN the 'Total and Variance Analysis' Section is Based on LAST ACTUAL Quarter Completed				Current	Actual	Current	Actual	Original
				Budget	vs.	Budget	vs.	Budget
				(Current		(Current		(Current
				Quarter)		Quarter)		Quarter)
				Actual		Actual		Actual
Other				-	-	-	-	-
TOTAL REVENUE FROM FEDERAL SOURCES				-	-	303,960	(303,960)	303,960
LOCAL and OTHER REVENUE								
Contributions and Donations				-	-	-	-	-
Fundraising				-	-	-	-	-
Erate Reimbursement				-	-	-	-	-
Earnings on Investments				-	-	-	-	-
Interest Income				-	-	-	-	-
Food Service (Income from meals)				-	-	-	-	-
Text Book				-	-	-	-	-
OTHER				-	-	3,000	(3,000)	3,000
TOTAL REVENUE FROM LOCAL and OTHER SOURCES				-	-	3,000	(3,000)	3,000
TOTAL REVENUE				-	-	2,715,870	(2,715,870)	2,715,870

				ROCHESTER PREPARATORY CHARTER SCHOOL				
				Budget / Operating Plan				
				2017-18				
Total Revenue	-	-	-	2,715,870	(2,715,870)	-	-	2,715,870
Total Expenses	-	-	-	3,213,623	3,213,623	-	-	3,213,623
Net Income	-	-	-	(497,752)	497,752	-	-	(497,752)
Actual Student Enrollment	-	-	-			-	-	
*NOTE: Enrollment, Revenue and Expenditure Data IN the 'Total and Variance Analysis' Section is Based on LAST ACTUAL Quarter Completed				TOTALS AND VARIANCE ANALYSIS				
				Actual	Current Budget (Current Quarter)	Actual vs. Current Budget	Current Budget - TY	Actual vs. Current Budget TY
EXPENSES								
ADMINISTRATIVE STAFF PERSONNEL COSTS								
Executive Management	Quarter 0	No. of Positions	-	-	-	-	-	94,500
Instructional Management			-	-	-	-	-	-
Deans, Directors & Coordinators			-	-	-	-	-	322,707
CFO / Director of Finance			-	-	-	-	-	-
Operation / Business Manager			-	-	-	-	-	-
Administrative Staff			-	-	-	-	-	56,820
TOTAL ADMINISTRATIVE STAFF			-	-	-	-	-	474,027
INSTRUCTIONAL PERSONNEL COSTS								
Teachers - Regular			-	-	-	-	-	580,888
Teachers - SPED			-	-	-	-	-	44,880
Substitute Teachers			-	-	-	-	-	-
Teaching Assistants			-	-	-	-	-	80,800
Specialty Teachers			-	-	-	-	-	93,840
Aides			-	-	-	-	-	-
Therapists & Counselors			-	-	-	-	-	-
Other			-	-	-	-	-	22,364
TOTAL INSTRUCTIONAL			-	-	-	-	-	822,771
NON-INSTRUCTIONAL PERSONNEL COSTS								
Nurse			-	-	-	-	-	-
Librarian			-	-	-	-	-	-
Custodian			-	-	-	-	-	30,000
Security			-	-	-	-	-	-
Other			-	-	-	-	-	-
TOTAL NON-INSTRUCTIONAL			-	-	-	-	-	30,000
SUBTOTAL PERSONNEL SERVICE COSTS								
				-	-	-	-	1,326,798
PAYROLL TAXES AND BENEFITS								
Payroll Taxes			-	-	-	-	-	127,150
Fringe / Employee Benefits			-	-	-	-	-	175,942
Retirement / Pension			-	-	-	-	-	-
TOTAL PAYROLL TAXES AND BENEFITS			-	-	-	-	-	303,093
TOTAL PERSONNEL SERVICE COSTS								
				-	-	-	-	1,629,891

				ROCHESTER PREPARATORY CHARTER SCHOOL				
				Budget / Operating Plan				
				2017-18				
Total Revenue	-	-	-	2,715,870	(2,715,870)	-	-	2,715,870
Total Expenses	-	-	-	3,213,623	3,213,623	-	-	3,213,623
Net Income	-	-	-	(497,752)	497,752	-	-	(497,752)
Actual Student Enrollment	-	-	-			-	-	
				TOTALS AND VARIANCE ANALYSIS				
*NOTE: Enrollment, Revenue and Expenditure Data IN the 'Total and Variance Analysis' Section is Based on LAST ACTUAL Quarter Completed				Current Budget (Current Quarter)	Actual vs. Current Budget	Current Budget - TY	Actual vs. Current Budget TY	Original Budget (Current Quarter)
				Actual	Actual	Actual	Actual	Original
CONTRACTED SERVICES								
Accounting / Audit	-	-	-	1,350	1,350	-	-	1,350
Legal	-	-	-	1,039	1,039	-	-	1,039
Management Company Fee	-	-	-	251,900	251,900	-	-	251,900
Nurse Services	-	-	-	-	-	-	-	-
Food Service / School Lunch	-	-	-	-	-	-	-	-
Payroll Services	-	-	-	7,078	7,078	-	-	7,078
Special Ed Services	-	-	-	1,000	1,000	-	-	1,000
Titlement Services (i.e. Title I)	-	-	-	-	-	-	-	-
Other Purchased / Professional / Consulting	-	-	-	11,813	11,813	-	-	11,813
TOTAL CONTRACTED SERVICES	-	-	-	274,180	274,180	-	-	274,180

				ROCHESTER PREPARATORY CHARTER SCHOOL				
				Budget / Operating Plan				
				2017-18				
Total Revenue	-	-	-	2,715,870	(2,715,870)	-	-	2,715,870
Total Expenses	-	-	-	3,213,623	3,213,623	-	-	3,213,623
Net Income	-	-	-	(497,752)	497,752	-	-	(497,752)
Actual Student Enrollment	-	-	-			-	-	
				TOTALS AND VARIANCE ANALYSIS				
*NOTE: Enrollment, Revenue and Expenditure Data IN the 'Total and Variance Analysis' Section is Based on LAST ACTUAL Quarter Completed				Current	Actual		Actual	Original
				Budget	vs.	Current	vs.	Budget
				(Current	Current	Budget - TY	Current	(Current
				Quarter)	Budget		Budget TY	Quarter)
				Actual				Original
SCHOOL OPERATIONS								
Board Expenses	-	-	-	500	500	-	-	500
Classroom / Teaching Supplies & Materials	-	-	-	102,000	102,000	-	-	102,000
Special Ed Supplies & Materials	-	-	-	-	-	-	-	-
Textbooks / Workbooks	-	-	-	16,000	16,000	-	-	16,000
Supplies & Materials other	-	-	-	-	-	-	-	-
Equipment / Furniture	-	-	-	52,000	52,000	-	-	52,000
Telephone	-	-	-	41,556	41,556	-	-	41,556
Technology	-	-	-	238,068	238,068	-	-	238,068
Student Testing & Assessment	-	-	-	3,508	3,508	-	-	3,508
Field Trips	-	-	-	13,000	13,000	-	-	13,000
Transportation (student)	-	-	-	35,000	35,000	-	-	35,000
Student Services - other	-	-	-	6,500	6,500	-	-	6,500
Office Expense	-	-	-	35,000	35,000	-	-	35,000
Staff Development	-	-	-	101,294	101,294	-	-	101,294
Staff Recruitment	-	-	-	10,400	10,400	-	-	10,400
Student Recruitment / Marketing	-	-	-	18,500	18,500	-	-	18,500
School Meals / Lunch	-	-	-	143,294	143,294	-	-	143,294
Travel (Staff)	-	-	-	-	-	-	-	-
Fundraising	-	-	-	-	-	-	-	-
Other	-	-	-	60,033	60,033	-	-	60,033
TOTAL SCHOOL OPERATIONS	-	-	-	876,654	876,654	-	-	876,654
FACILITY OPERATION & MAINTENANCE								
Insurance	-	-	-	45,837	45,837	-	-	45,837
Janitorial	-	-	-	55,500	55,500	-	-	55,500
Building and Land Rent / Lease / Facility Finance Interest	-	-	-	145,731	145,731	-	-	145,731
Repairs & Maintenance	-	-	-	68,000	68,000	-	-	68,000
Equipment / Furniture	-	-	-	20,000	20,000	-	-	20,000
Security	-	-	-	-	-	-	-	-
Utilities	-	-	-	43,030	43,030	-	-	43,030
TOTAL FACILITY OPERATION & MAINTENANCE	-	-	-	378,098	378,098	-	-	378,098
DEPRECIATION & AMORTIZATION				-	-	-	-	-
RESERVES / CONTINGENCY				-	-	-	-	-
TOTAL EXPENSES	-	-	-	3,213,623	3,213,623	-	-	3,213,623

				ROCHESTER PREPARATORY CHARTER SCHOOL							
				Budget / Operating Plan							
				2017-18							
Total Revenue	-	-	-	2,715,870	(2,715,870)	-	-	2,715,870			
Total Expenses	-	-	-	3,213,623	3,213,623	-	-	3,213,623			
Net Income	-	-	-	(497,752)	497,752	-	-	(497,752)			
Actual Student Enrollment	-	-	-			-	-				
				TOTALS AND VARIANCE ANALYSIS							
*NOTE: Enrollment, Revenue and Expenditure Data IN the 'Total and Variance Analysis' Section is Based on LAST ACTUAL Quarter Completed				Current Budget	Actual vs.	Current Budget	Actual vs.	Original Budget	Actual vs.	Original Budget	
				(Current Quarter)	Current Budget	Budget - TY	Current Budget	(Current Quarter)	Original Budget	Budget - TY	
NET INCOME				-	-	-	(497,752)	497,752	-	-	(497,752)

				ROCHESTER PREPARATORY CHARTER SCHOOL Budget / Operating Plan 2017-18							
				-	-	-	2,715,870	(2,715,870)	-	-	2,715,870
Total Revenue				-	-	-	3,213,623	3,213,623	-	-	3,213,623
Total Expenses				-	-	-	(497,752)	497,752	-	-	(497,752)
Net Income				-	-	-			-	-	
Actual Student Enrollment				-	-	-			-	-	
TOTALS AND VARIANCE ANALYSIS											
*NOTE: Enrollment, Revenue and Expenditure Data IN the 'Total and Variance Analysis' Section is Based on LAST ACTUAL Quarter Completed				TOTALS AND VARIANCE ANALYSIS							
				Actual	Current Budget (Current Quarter)	Actual vs. Current Budget	Current Budget - TY	Actual vs. Current Budget TY	Original Budget (Current Quarter)	Actual vs. Original Budget	Original Budget - TY
ENROLLMENT - *School Districts Are Linked To Above Entries*				* Enrollment Data Based on Last Actual Quarter Completed							
ROCHESTER CITY SD				-	-	-			-	-	
GREECE CSD				-	-	-			-	-	
GATES-CHILI CSD				-	-	-			-	-	
RUSH-HENRIETTA CSD				-	-	-			-	-	
-				-	-	-			-	-	
-				-	-	-			-	-	
-				-	-	-			-	-	
-				-	-	-			-	-	
-				-	-	-			-	-	
-				-	-	-			-	-	
-				-	-	-			-	-	
-				-	-	-			-	-	
-				-	-	-			-	-	
-				-	-	-			-	-	
-				-	-	-			-	-	
-				-	-	-			-	-	
ALL OTHER School Districts: (Count = 0)				-	-	-			-	-	
TOTAL ENROLLMENT				-	-	-			-	-	
REVENUE PER PUPIL				-	-	-			-	-	
EXPENSES PER PUPIL				-	-	-			-	-	

Total Revenue	(2,715,870)	-	-
Total Expenses	3,213,623	-	-
Net Income	497,752	-	-
Actual Student Enrollment		-	
*NOTE: Enrollment, Revenue and Expenditure Data IN the 'Total and Variance Analysis' Section is Based on LAST ACTUAL Quarter Completed		Actual vs. Original Budget TY	PY Actual (PY TY / No. of COMPLETED Actual CY Actual CY vs. Actual PY
REVENUE			
REVENUES FROM STATE SOURCES			
Per Pupil Revenue	CY Per Pupil Rate		
ROCHESTER CITY SD	13,090	(2,323,606)	-
GREECE CSD	11,979	(21,922)	-
GATES-CHILI CSD	13,359	(24,447)	-
RUSH-HENRIETTA CSD	13,330	(24,394)	-
-	-	-	-
-	-	-	-
-	-	-	-
-	-	-	-
-	-	-	-
-	-	-	-
-	-	-	-
-	-	-	-
-	-	-	-
-	-	-	-
-	-	-	-
-	-	-	-
ALL OTHER School Districts: (Count = 0)	-	-	-
TOTAL Per Pupil Revenue (Weighted Average Per Pupil Funding)	13,084	(2,394,368)	-
Special Education Revenue		(14,542)	-
Grants			
Stimulus		-	-
DYCD (Department of Youth and Community Development)		-	-
Other		-	-
NYC DoE Rental Assistance		-	-
Other		-	-
TOTAL REVENUE FROM STATE SOURCES		(2,408,910)	-
REVENUE FROM FEDERAL FUNDING			
IDEA Special Needs		(4,188)	-
Title I		(97,117)	-
Title Funding - Other		(9,476)	-
School Food Service (Free Lunch)		(193,180)	-
Grants			
Charter School Program (CSP) Planning & Implementation		-	-
Other		-	-

Total Revenue	(2,715,870)	-	-
Total Expenses	3,213,623	-	-
Net Income	497,752	-	-
Actual Student Enrollment		-	
*NOTE: Enrollment, Revenue and Expenditure Data IN the 'Total and Variance Analysis' Section is Based on LAST ACTUAL Quarter Completed		Actual vs. Original Budget TY	PY Actual (PY TY / No. of COMPLETED Actual CY vs. Actual PY
Other	-	-	-
TOTAL REVENUE FROM FEDERAL SOURCES	(303,960)	-	-
LOCAL and OTHER REVENUE			
Contributions and Donations	-	-	-
Fundraising	-	-	-
Erate Reimbursement	-	-	-
Earnings on Investments	-	-	-
Interest Income	-	-	-
Food Service (Income from meals)	-	-	-
Text Book	-	-	-
OTHER	(3,000)	-	-
TOTAL REVENUE FROM LOCAL and OTHER SOURCES	(3,000)	-	-
TOTAL REVENUE	(2,715,870)	-	-

Total Revenue		(2,715,870)	-	-
Total Expenses		3,213,623	-	-
Net Income		497,752	-	-
Actual Student Enrollment			-	-
*NOTE: Enrollment, Revenue and Expenditure Data IN the 'Total and Variance Analysis' Section is Based on LAST ACTUAL Quarter Completed		Actual vs. Original Budget TY	PY Actual (PY TY / No. of COMPLETED Actual CY	Actual CY vs. Actual PY
EXPENSES	Quarter 0 No. of Positions			
ADMINISTRATIVE STAFF PERSONNEL COSTS				
Executive Management	-	94,500	-	-
Instructional Management	-	-	-	-
Deans, Directors & Coordinators	-	322,707	-	-
CFO / Director of Finance	-	-	-	-
Operation / Business Manager	-	-	-	-
Administrative Staff	-	56,820	-	-
TOTAL ADMINISTRATIVE STAFF	-	474,027	-	-
INSTRUCTIONAL PERSONNEL COSTS				
Teachers - Regular	-	580,888	-	-
Teachers - SPED	-	44,880	-	-
Substitute Teachers	-	-	-	-
Teaching Assistants	-	80,800	-	-
Specialty Teachers	-	93,840	-	-
Aides	-	-	-	-
Therapists & Counselors	-	-	-	-
Other	-	22,364	-	-
TOTAL INSTRUCTIONAL	-	822,771	-	-
NON-INSTRUCTIONAL PERSONNEL COSTS				
Nurse	-	-	-	-
Librarian	-	-	-	-
Custodian	-	30,000	-	-
Security	-	-	-	-
Other	-	-	-	-
TOTAL NON-INSTRUCTIONAL	-	30,000	-	-
SUBTOTAL PERSONNEL SERVICE COSTS	-	1,326,798	-	-
PAYROLL TAXES AND BENEFITS				
Payroll Taxes		127,150	-	-
Fringe / Employee Benefits		175,942	-	-
Retirement / Pension		-	-	-
TOTAL PAYROLL TAXES AND BENEFITS		303,093	-	-
TOTAL PERSONNEL SERVICE COSTS	-	1,629,891	-	-

Total Revenue	(2,715,870)	-	-
Total Expenses	3,213,623	-	-
Net Income	497,752	-	-
Actual Student Enrollment		-	-
*NOTE: Enrollment, Revenue and Expenditure Data IN the 'Total and Variance Analysis' Section is Based on LAST ACTUAL Quarter Completed		3 Actual vs. Original Budget TY	PY Actual (PY TY / No. of COMPLETED Actual CY Actual CY vs. Actual PY
CONTRACTED SERVICES			
Accounting / Audit	1,350	-	-
Legal	1,039	-	-
Management Company Fee	251,900	-	-
Nurse Services	-	-	-
Food Service / School Lunch	-	-	-
Payroll Services	7,078	-	-
Special Ed Services	1,000	-	-
Titlement Services (i.e. Title I)	-	-	-
Other Purchased / Professional / Consulting	11,813	-	-
TOTAL CONTRACTED SERVICES	274,180	-	-

Total Revenue	(2,715,870)	-	-
Total Expenses	3,213,623	-	-
Net Income	497,752	-	-
Actual Student Enrollment		-	-
*NOTE: Enrollment, Revenue and Expenditure Data IN the 'Total and Variance Analysis' Section is Based on LAST ACTUAL Quarter Completed	Actual vs. Original Budget TY	PY Actual (PY TY / No. of COMPLETED Actual CY	Actual CY vs. Actual PY
SCHOOL OPERATIONS			
Board Expenses	500	-	-
Classroom / Teaching Supplies & Materials	102,000	-	-
Special Ed Supplies & Materials	-	-	-
Textbooks / Workbooks	16,000	-	-
Supplies & Materials other	-	-	-
Equipment / Furniture	52,000	-	-
Telephone	41,556	-	-
Technology	238,068	-	-
Student Testing & Assessment	3,508	-	-
Field Trips	13,000	-	-
Transportation (student)	35,000	-	-
Student Services - other	6,500	-	-
Office Expense	35,000	-	-
Staff Development	101,294	-	-
Staff Recruitment	10,400	-	-
Student Recruitment / Marketing	18,500	-	-
School Meals / Lunch	143,294	-	-
Travel (Staff)	-	-	-
Fundraising	-	-	-
Other	60,033	-	-
TOTAL SCHOOL OPERATIONS	876,654	-	-
FACILITY OPERATION & MAINTENANCE			
Insurance	45,837	-	-
Janitorial	55,500	-	-
Building and Land Rent / Lease / Facility Finance Interest	145,731	-	-
Repairs & Maintenance	68,000	-	-
Equipment / Furniture	20,000	-	-
Security	-	-	-
Utilities	43,030	-	-
TOTAL FACILITY OPERATION & MAINTENANCE	378,098	-	-
DEPRECIATION & AMORTIZATION	54,800	-	-
RESERVES / CONTINGENCY	-	-	-
TOTAL EXPENSES	3,213,623	-	-

	3	
	3	

Total Revenue	(2,715,870)	-	-
Total Expenses	3,213,623	-	-
Net Income	497,752	-	-
Actual Student Enrollment		-	
*NOTE: Enrollment, Revenue and Expenditure Data IN the 'Total and Variance Analysis' Section is Based on LAST ACTUAL Quarter Completed	Actual vs. Original Budget TY	PY Actual (PY TY / No. of COMPLETED Actual CY	Actual CY vs. Actual PY
NET INCOME	497,752	-	-

3			
Total Revenue	(2,715,870)	-	-
Total Expenses	3,213,623	-	=
Net Income	497,752	-	-
Actual Student Enrollment		-	
*NOTE: Enrollment, Revenue and Expenditure Data IN the 'Total and Variance Analysis' Section is Based on LAST ACTUAL Quarter Completed		Actual vs. Original Budget TY	PY Actual (PY TY / No. of COMPLETED Actual CY Actual CY vs. Actual PY
ENROLLMENT - *School Districts Are Linked To Above Entries*			
ROCHESTER CITY SD		-	-
GREECE CSD		-	-
GATES-CHILI CSD		-	-
RUSH-HENRIETTA CSD		-	-
-		-	-
-		-	-
-		-	-
-		-	-
-		-	-
-		-	-
-		-	-
-		-	-
-		-	-
-		-	-
-		-	-
ALL OTHER School Districts: (Count = 0)		-	-
TOTAL ENROLLMENT		-	-
REVENUE PER PUPIL		-	-
EXPENSES PER PUPIL		-	-



Annual Report Requirement
for SUNY Authorized Charter Schools
ROCHESTER PREPARATORY CHARTER SCHOOL 3
2017-18

Administrative
expenditures per pupil:

\$0.00

Per NYS Statute

Administrative expenditures per pupil: the sum of all general administration salaries and other general administration expenditures divided by the total number of enrolled students. Employee benefit costs or expenditures should not be reported here.

***NOTE: THIS TAB ONLY NEEDS TO BE COMPLETED FOR Q4**

<p align="center">Disclosure of Financial Interest by a Current or Proposed Charter School Education Corporation Trustee</p>

Trustee Name:

GEOFFREY ROSENBERG

Name of Charter School Education Corporation (for an unmerged school, this is the Charter School Name):

TRUE NORTH ROCHESTER PREPARATORY CHARTER SCHOOL

1. List all positions held on the education corporation board (e.g., president, treasurer, parent representative).
2. Is the trustee an employee of any school operated by the Education Corporation?
☐ Yes ☒ No

If **Yes**, for each school, please provide a description of the position(s) you hold, your responsibilities, your salary and your start date.

3. Is the trustee an employee or agent of the management company or institutional partner of the charter school(s) governed by the Education Corporation?
☐ Yes ☒ No

If **Yes**, for each school, please provide a description of the position(s) you hold, your responsibilities, your salary and your start date.

4. Identify each interest/transaction (and provide the requested information) that you or any of your immediate family members or any persons who live with you in your house have held or engaged in with the charter school(s) governed by the Education Corporation during the time you have served on the board, and in the six-month period prior to such service. If there has been no such financial interest or transaction, write **None**. Please note that if you answered **Yes** to Questions 2-4 above, you need not disclose again your employment status, salary, etc.

Date(s)	Nature of Financial Interest/Transaction	Steps taken to avoid a conflict of interest, (e.g., did not vote, did not participate in discussion)	Name of person holding interest or engaging in transaction and relationship to yourself

Please write "None" if applicable. Do not leave this space blank.			
NONE			

5. Identify each individual, business, corporation, union association, firm, partnership, committee proprietorship, franchise holding company, joint stock company, business or real estate trust, non-profit organization, or other organization or group of people doing business with the school(s) governed by the Education Corporation and in which such entity, during the time of your tenure as a trustee, you and/or your immediate family member(s) or person(s) living in your house had a financial interest or other relationship. If you are a member, director, officer or employee of an organization formally partnered with the school(s) that is/are doing business with the school(s) through a management or services agreement, please identify only the name of the organization, your position in the organization, and the relationship between such organization and the school(s). If there was no financial interest, write **None**.

Organization conducting business with the school(s)	Nature of business conducted	Approximate value of the business conducted	Name of Trustee and/or immediate family member of household holding an interest in the organization conducting business with the school(s) and the nature of the interest	Steps Taken to Avoid Conflict of Interest
Please write "None" if applicable. Do not leave this space blank.				
NONE				

Jeffrey Rosenberg 6/26/17
 Signature Date

Please note that this document is considered a public record and as such, may be made available to members of the public upon request under the Freedom of Information Law. Personal contact information provided below will be redacted.


Business Telephone:

Business Address:

E-mail Address:

Home Telephone:

Home Address:



<p align="center">Disclosure of Financial Interest by a Current or Proposed Charter School Education Corporation Trustee</p>

Trustee Name:

Ronald L. Zarrella

Name of Charter School Education Corporation (for an unmerged school, this is the Charter School Name):

Rochester Prep Charter School 3

1. List all positions held on the education corporation board (e.g., president, treasurer, parent representative).
2. Is the trustee an employee of any school operated by the Education Corporation?
☐ Yes ☒ No

If **Yes**, for each school, please provide a description of the position(s) you hold, your responsibilities, your salary and your start date.

3. Is the trustee an employee or agent of the management company or institutional partner of the charter school(s) governed by the Education Corporation?
☐ Yes ☒ No

If **Yes**, for each school, please provide a description of the position(s) you hold, your responsibilities, your salary and your start date.

4. Identify each interest/transaction (and provide the requested information) that you or any of your immediate family members or any persons who live with you in your house have held or engaged in with the charter school(s) governed by the Education Corporation during the time you have served on the board, and in the six-month period prior to such service. If there has been no such financial interest or transaction, write **None**. Please note that if you answered **Yes** to Questions 2-4 above, you need not disclose again your employment status, salary, etc.

Date(s)	Nature of Financial Interest/Transaction	Steps taken to avoid a conflict of interest, (e.g., did not vote, did not participate in discussion)	Name of person holding interest or engaging in transaction and relationship to yourself

None	<i>Please write "None" if applicable. Do not leave this space blank.</i>		
------	--	--	--

5. Identify each individual, business, corporation, union association, firm, partnership, committee proprietorship, franchise holding company, joint stock company, business or real estate trust, non-profit organization, or other organization or group of people doing business with the school(s) governed by the Education Corporation **and** in which such entity, during the time of your tenure as a trustee, you and/or your immediate family member(s) or person(s) living in your house had a financial interest or other relationship. If you are a member, director, officer or employee of an organization formally partnered with the school(s) that is/are doing business with the school(s) through a management or services agreement, please identify only the name of the organization, your position in the organization, and the relationship between such organization and the school(s). If there was no financial interest, write **None**.

Organization conducting business with the school(s)	Nature of business conducted	Approximate value of the business conducted	Name of Trustee and/or immediate family member of household holding an interest in the organization conducting business with the school(s) and the nature of the interest	Steps Taken to Avoid Conflict of Interest
None	None	<i>Please write "None" if applicable. Do not leave this space blank.</i>		

Ronald L. Zauelle

Signature

7/7/17

Date

Please note that this document is considered a public record and as such, may be made available to members of the public upon request under the Freedom of Information Law. Personal contact information provided below will be redacted.


Business Telephone:

Business Address:

E-mail Address:

Home Telephone:

Home Address:



Disclosure of Financial Interest by a Current or Proposed Charter School Education Corporation Trustee

Trustee Name:

Rebecca Sumner

Name of Charter School Education Corporation (for an unmerged school, this is the Charter School Name):

Rochester Preparatory Charter School 3

1. List all positions held on the education corporation board (e.g., president, treasurer, parent representative).

Chair, EAC Committee

2. Is the trustee an employee of any school operated by the Education Corporation?
 Yes ☒ No ☐

If Yes, for each school, please provide a description of the position(s) you hold, your responsibilities, your salary and your start date.

Chair, EAC Committee

3. Is the trustee an employee or agent of the management company or institutional partner of the charter school(s) governed by the Education Corporation?
 Yes ☒ No ☐

If Yes, for each school, please provide a description of the position(s) you hold, your responsibilities, your salary and your start date.

Chair, EAC Committee

4. Identify each interest/transaction (and provide the requested information) that you or any of your immediate family members or any persons who live with you in your house have held or engaged in with the charter school(s) governed by the Education Corporation during the time you have served on the board, and in the six-month period prior to such service. If there has been no such financial interest or transaction, write None. Please note that if you answered Yes to Questions 2-4 above, you need not disclose again your employment status, salary, etc.

Date(s)	Nature of Financial Interest/Transaction	Steps taken to avoid a conflict of interest, (e.g., did not vote, did not participate in discussion)	Name of person holding interest or engaging in transaction and relationship to yourself

NONE	Please write "None" if applicable. Do not leave this space blank.		
------	---	--	--

5. Identify each individual, business, corporation, union association, firm, partnership, committee proprietorship, franchise holding company, joint stock company, business or real estate trust, non-profit organization, or other organization or group of people doing business with the school(s) governed by the Education Corporation and in which such entity, during the time of your tenure as a trustee, you and/or your immediate family member(s) or person(s) living in your house had a financial interest or other relationship. If you are a member, director, officer or employee of an organization formally partnered with the school(s) that is/are doing business with the school(s) through a management or services agreement, please identify only the name of the organization, your position in the organization, and the relationship between such organization and the school(s). If there was no financial interest, write None.

Organization conducting business with the school(s)	Nature of business conducted	Approximate value of the business conducted	Name of Trustee and/or immediate family member of household holding an interest in the organization conducting business with the school(s) and the nature of the interest	Steps Taken to Avoid Conflict of Interest
NONE	NONE	Please write "None" if applicable. Do not leave this space blank.		

Signature [Signature] Date 6-27-17

Please note that this document is considered a public record and as such, may be made available to members of the public upon request under the Freedom of Information Law. Personal contact information provided below will be redacted.

Business Telephone [Redacted]

Business Address [Redacted]

E-mail Address [Redacted]

Home Telephone [Redacted]

Home Address [Redacted]

<p align="center">Disclosure of Financial Interest by a Current or Proposed Charter School Education Corporation Trustee</p>

Trustee Name:

James D Ryan, Jr

Name of Charter School Education Corporation (for an unmerged school, this is the Charter School Name):

Rochester Prep CHARTER SCHOOL 3

1. List all positions held on the education corporation board (e.g., president, treasurer, parent representative).
2. Is the trustee an employee of any school operated by the Education Corporation?
☐ Yes ☒ No

If **Yes**, for each school, please provide a description of the position(s) you hold, your responsibilities, your salary and your start date.

3. Is the trustee an employee or agent of the management company or institutional partner of the charter school(s) governed by the Education Corporation?
☐ Yes ☒ No

If **Yes**, for each school, please provide a description of the position(s) you hold, your responsibilities, your salary and your start date.

4. Identify each interest/transaction (and provide the requested information) that you or any of your immediate family members or any persons who live with you in your house have held or engaged in with the charter school(s) governed by the Education Corporation during the time you have served on the board, and in the six-month period prior to such service. If there has been no such financial interest or transaction, write **None**. Please note that if you answered **Yes** to Questions 2-4 above, you need not disclose again your employment status, salary, etc.

Date(s)	Nature of Financial Interest/Transaction	Steps taken to avoid a conflict of interest, (e.g., did not vote, did not participate in discussion)	Name of person holding interest or engaging in transaction and relationship to yourself

NONE	<i>Please write "None" if applicable. Do not leave this space blank.</i>		
------	--	--	--

5. Identify each individual, business, corporation, union association, firm, partnership, committee proprietorship, franchise holding company, joint stock company, business or real estate trust, non-profit organization, or other organization or group of people doing business with the school(s) governed by the Education Corporation and in which such entity, during the time of your tenure as a trustee, you and/or your immediate family member(s) or person(s) living in your house had a financial interest or other relationship. If you are a member, director, officer or employee of an organization formally partnered with the school(s) that is/are doing business with the school(s) through a management or services agreement, please identify only the name of the organization, your position in the organization, and the relationship between such organization and the school(s). If there was no financial interest, write None.

Organization conducting business with the school(s)	Nature of business conducted	Approximate value of the business conducted	Name of Trustee and/or immediate family member of household holding an interest in the organization conducting business with the school(s) and the nature of the interest	Steps Taken to Avoid Conflict of Interest
NONE	NONE	<i>Please write "None" if applicable. Do not leave this space blank.</i>		

James D Ryan, Jr

Signature

Date

Jun 27, 2017

Please note that this document is considered a public record and as such, may be made available to members of the public upon request under the Freedom of Information Law. Personal contact information provided below will be redacted.


Business Telep

Business Addr

E-mail Address

Home Telephon

Home Address



<p align="center">Disclosure of Financial Interest by a Current or Proposed Charter School Education Corporation Trustee</p>

Trustee Name:

Joshua J. Phillips

Name of Charter School Education Corporation (for an unmerged school, this is the Charter School Name):

Rochester Prep Charter School 3

1. List all positions held on the education corporation board (e.g., president, treasurer, parent representative).

I am the Chief of Innovation and School Operations for Uncommon Schools. I started in July 2008.

2. Is the trustee an employee of any school operated by the Education Corporation?
☒ **Yes** ☐ **No**

If **Yes**, for each school, please provide a description of the position(s) you hold, your responsibilities, your salary and your start date.

I am the Chief of Innovation and School Operations for Uncommon Schools. I started in July 2008.

3. Is the trustee an employee or agent of the management company or institutional partner of the charter school(s) governed by the Education Corporation?
☒ **Yes** ☐ **No**

If **Yes**, for each school, please provide a description of the position(s) you hold, your responsibilities, your salary and your start date.

I am the Chief of Innovation and School Operations for Uncommon Schools. I started in July 2008.

4. Identify each interest/transaction (and provide the requested information) that you or any of your immediate family members or any persons who live with you in your house have held or engaged in with the charter school(s) governed by the Education Corporation during the time you have served on the board, and in the six-month period prior to such service. If there has been no such financial interest or transaction, write **None**. Please note that if you answered **Yes** to Questions 2-4 above, you need not disclose again your employment status, salary, etc.

Date(s)	Nature of Financial Interest/Transaction	Steps taken to avoid a conflict of interest, (e.g., did not vote, did not participate in discussion)	Name of person holding interest or engaging in transaction and relationship to yourself

None	Please write "None" if applicable. Do not leave this space blank.	None	None	None
------	---	------	------	------

5. Identify each individual, business, corporation, union association, firm, partnership, committee proprietorship, franchise holding company, joint stock company, business or real estate trust, non-profit organization, or other organization or group of people doing business with the school(s) governed by the Education Corporation and in which such entity, during the time of your tenure as a trustee, you and/or your immediate family member(s) or person(s) living in your house had a financial interest or other relationship. If you are a member, director, officer or employee of an organization formally partnered with the school(s) that is/are doing business with the school(s) through a management or services agreement, please identify only the name of the organization, your position in the organization, and the relationship between such organization and the school(s). If there was no financial interest, write **None**.

Organization conducting business with the school(s)	Nature of business conducted	Approximate value of the business conducted	Name of Trustee and/or immediate family member of household holding an interest in the organization conducting business with the school(s) and the nature of the interest	Steps Taken to Avoid Conflict of Interest
Uncommon Schools is the CMO that manages Rochester Prep	Uncommon Schools is the CMO that manages Rochester Prep	None	Joshua J. Phillips	I make sure that I recuse myself from any Board vote related to Uncommon Schools

Signature

Date

Please note that this document is considered a public record and as such, may be made available to members of the public upon request under the Freedom of Information Law. Personal contact information provided below will be redacted.

Business Telephone:

Business Address:

E-mail Address:

Home Telephone:

Home Address:

<p align="center">Disclosure of Financial Interest by a Current or Proposed Charter School Education Corporation Trustee</p>

Trustee Name:

G. Jean Howard-Cherubim

Name of Charter School Education Corporation (for an unmerged school, this is the Charter School Name):

Rochester Prep Charter School 3

1. List all positions held on the education corporation board (e.g., president, treasurer, parent representative).

Trustee

2. Is the trustee an employee of any school operated by the Education Corporation?
 ___ **Yes** ___ **No** ___ **No**

If **Yes**, for each school, please provide a description of the position(s) you hold, your responsibilities, your salary and your start date.

Trustee

3. Is the trustee an employee or agent of the management company or institutional partner of the charter school(s) governed by the Education Corporation?
 ___ **Yes** ___ **No** ___ **No**

If **Yes**, for each school, please provide a description of the position(s) you hold, your responsibilities, your salary and your start date.

Trustee

4. Identify each interest/transaction (and provide the requested information) that you or any of your immediate family members or any persons who live with you in your house have held or engaged in with the charter school(s) governed by the Education Corporation during the time you have served on the board, and in the six-month period prior to such service. If there has been no such financial interest or transaction, write **None**. Please note that if you answered **Yes** to Questions 2-4 above, you need not disclose again your employment status, salary, etc.

Date(s)	Nature of Financial Interest/Transaction	Steps taken to avoid a conflict of interest, (e.g., did not vote, did not participate in discussion)	Name of person holding interest or engaging in transaction and relationship to yourself

none	none	none	none
------	------	------	------

5. Identify each individual, business, corporation, union association, firm, partnership, committee proprietorship, franchise holding company, joint stock company, business or real estate trust, non-profit organization, or other organization or group of people doing business with the school(s) governed by the Education Corporation and in which such entity, during the time of your tenure as a trustee, you and/or your immediate family member(s) or person(s) living in your house had a financial interest or other relationship. If you are a member, director, officer or employee of an organization formally partnered with the school(s) that is/are doing business with the school(s) through a management or services agreement, please identify only the name of the organization, your position in the organization, and the relationship between such organization and the school(s). If there was no financial interest, write **None**.

Organization conducting business with the school(s)	Nature of business conducted	Approximate value of the business conducted	Name of Trustee and/or immediate family member of household holding an interest in the organization conducting business with the school(s) and the nature of the interest	Steps Taken to Avoid Conflict of Interest
none	none	none	none	none

S. Jean Howard - Cherubim 7/24/2017
 Signature Date

Please note that this document is considered a public record and as such, may be made available to members of the public upon request under the Freedom of Information Law. Personal contact information provided below will be redacted.

Business Telephone:

Business Address:

E-mail Address:

Home Telephone:

Home Address:

<p align="center">Disclosure of Financial Interest by a Current or Proposed Charter School Education Corporation Trustee</p>

Trustee Name:

James S. Gleason

Name of Charter School Education Corporation (for an unmerged school, this is the Charter School Name):

Rochester Prep Charter School 3

1. List all positions held on the education corporation board (e.g., president, treasurer, parent representative).

2. Is the trustee an employee of any school operated by the Education Corporation?
☐ Yes ☒ No

If Yes, for each school, please provide a description of the position(s) you hold, your responsibilities, your salary and your start date.

3. Is the trustee an employee or agent of the management company or institutional partner of the charter school(s) governed by the Education Corporation?

☐ Yes ☒ No

If Yes, for each school, please provide a description of the position(s) you hold, your responsibilities, your salary and your start date.

4. Identify each interest/transaction (and provide the requested information) that you or any of your immediate family members or any persons who live with you in your house have held or engaged in with the charter school(s) governed by the Education Corporation during the time you have served on the board, and in the six-month period prior to such service. If there has been no such financial interest or transaction, write **None**. Please note that if you answered Yes to Questions 2-4 above, you need not disclose again your employment status, salary, etc.

Date(s)	Nature of Financial Interest/Transaction	Steps taken to avoid a conflict of interest, (e.g., did not vote, did not participate in discussion)	Name of person holding interest or engaging in transaction and relationship to yourself

Please write "None" if applicable. Do not leave this space blank.	NONE		
---	-------------	--	--

5. Identify each individual, business, corporation, union association, firm, partnership, committee proprietorship, franchise holding company, joint stock company, business or real estate trust, non-profit organization, or other organization or group of people doing business with the school(s) governed by the Education Corporation and in which such entity, during the time of your tenure as a trustee, you and/or your immediate family member(s) or person(s) living in your house had a financial interest or other relationship. If you are a member, director, officer or employee of an organization formally partnered with the school(s) that is/are doing business with the school(s) through a management or services agreement, please identify only the name of the organization, your position in the organization, and the relationship between such organization and the school(s). If there was no financial interest, write None.

Organization conducting business with the school(s)	Nature of business conducted	Approximate value of the business conducted	Name of Trustee and/or immediate family member of household holding an interest in the organization conducting business with the school(s) and the nature of the interest	Steps Taken to Avoid Conflict of Interest
Please write "None" if applicable. Do not leave this space blank.				
	NONE			

Jane J. Hladik
Signature

7/26/2017
Date

Please note that this document is considered a public record and as such, may be made available to members of the public upon request under the Freedom of Information Law. Personal contact information provided below will be redacted.


Business Telephone:

Business Address:

E-mail Address:

Home Telephone:

Home Address:



**Disclosure of Financial Interest by a Current or Proposed Charter School
Education Corporation Trustee**

Trustee Name:

James R. Berger

Name of Charter School Education Corporation (for an unmerged school, this is the Charter School Name):

Peabody Prep Charter School 3

1. List all positions held on the education corporation board (e.g., president, treasurer, parent representative).

Board member

2. Is the trustee an employee of any school operated by the Education Corporation?
 Yes ☒ No ☐

If **Yes**, for each school, please provide a description of the position(s) you hold, your responsibilities, your salary and your start date.

3. Is the trustee an employee or agent of the management company or institutional partner of the charter school(s) governed by the Education Corporation?
 Yes ☒ No ☐

If **Yes**, for each school, please provide a description of the position(s) you hold, your responsibilities, your salary and your start date.

4. Identify each interest/transaction (and provide the requested information) that you or any of your immediate family members or any persons who live with you in your house have held or engaged in with the charter school(s) governed by the Education Corporation during the time you have served on the board, and in the six-month period prior to such service. If there has been no such financial interest or transaction, write **None**. Please note that if you answered **Yes** to Questions 2-4 above, you need not disclose again your employment status, salary, etc.

Date(s)	Nature of Financial Interest/Transaction	Steps taken to avoid a conflict of interest, (e.g., did not vote, did not participate in discussion)	Name of person holding interest or engaging in transaction and relationship to yourself

<i>Please write "None" if applicable. Do not leave this space blank.</i>	<i>None</i>	<i>None</i>	<i>None</i>
--	-------------	-------------	-------------

5. Identify each individual, business, corporation, union association, firm, partnership, committee proprietorship, franchise holding company, joint stock company, business or real estate trust, non-profit organization, or other organization or group of people doing business with the school(s) governed by the Education Corporation and in which such entity, during the time of your tenure as a trustee, you and/or your immediate family member(s) or person(s) living in your house had a financial interest or other relationship. If you are a member, director, officer or employee of an organization formally partnered with the school(s) that is/are doing business with the school(s) through a management or services agreement, please identify only the name of the organization, your position in the organization, and the relationship between such organization and the school(s). If there was no financial interest, write None.

Organization conducting business with the school(s)	Nature of business conducted	Approximate value of the business conducted	Name of Trustee and/or immediate family member of household holding an interest in the organization conducting business with the school(s) and the nature of the interest	Steps Taken to Avoid Conflict of Interest
<i>Please write "None" if applicable. Do not leave this space blank.</i>				
<i>None</i>	<i>None</i>	<i>None</i>	<i>None</i>	<i>None</i>

Michael J. Brown
 Signature _____ Date *6/27/17*

Please note that this document is considered a public record and as such, may be made available to members of the public upon request under the Freedom of Information Law. Personal contact information provided below will be redacted.

Business Telephone _____
 Business Address _____
 E-mail Address _____
 Home Telephone _____
 Home Address _____



Entry 9 BOT Table

Last updated: 07/05/2017

(tab across or use scroll bar at bottom of table)

1. Current Board Member Information

	Trustee Name	Email Addresses	Position on the Board	Committee Affiliations	Voting Member Per By-Laws? (Y/N)	Area of Expertise, and/or Additional Role at School (parent, staff member, etc.)	Number of Terms Served and Length of Each (Include election date and term expiration)	Number of Board Mtgs Attended during 2016-17?
1	Geoffrey Rosenberger		Chair/Board President	Chair/Board President	Yes	Governance/Nominating (Chair), Capital Campaign	Founding Board Member 2013; Term expires June 30, 2019	6
2	James Gleason		Treasurer	Trustee/Member	Yes	Capital Campaign	Founding Board Member 2013; Term expires June 30, 2018	5 or less
						Governance/Nominat	Foundi	

3	Jean Howard		Treasurer	Trustee/Member	Yes	ing (Chair) , Educational Assessment, Capital Campaign	ng Board Member 2013; Term expires	5 or less
4	Jim Ryan		Treasurer	Trustee/Member	Yes	Capital Campaign (Chair) , Finance	Founding Board Member 2013; Term expires June 30, 2019	6
5	Ronald Zarella		Treasurer	Trustee/Member	Yes	Finance (Chair) , Governance/Nominating, Capital Campaign	Joined 2013; Term expires June 30, 2018	5 or less
6	Rebecca Sumner		Treasurer	Trustee/Member	Yes	Educational Assessment (Chair) , Finance	Founding Board Member 2013; Term expires June 30, 2018	5 or less
7	Joshua Phillips		Treasurer	Trustee/Member	Yes	Governance/Nominating	Joined 2015; Term expires June 30, 2018	5 or less

8	James Barger		Treasurer	Trustee/Member	Yes		Joined 2017; Term expires January 2020	5 or less
9								
10								
11								
12								
13								
14								
15								
16								
17								
18								
19								
20								

2. Total Number of Members on June 30, 2016 7

3. Total Number of Members Joining the Board 2016-17 School Year 1

4. Total Number of Members Departing the Board during the 2016-17 School Year 0

5. Number of Voting Members 2016-17, as set by the by-laws, resolution or minutes 8

6. Number of Board Meetings 6
**Conducted in the 2016-17 School
Year**

7. Number of Board Meetings 6
**Scheduled for the [2017-18](#)
School Year**

Thank you.



Entry 11 Enrollment and Retention of Special Populations

Last updated: 07/05/2017

Instructions for Reporting Enrollment and Retention Strategies

Describe the efforts the charter school has made in 2016-2017 toward meeting targets to attract and retain enrollment of students with disabilities, English language learners, and students who are economically disadvantaged. In addition, describe the school's plans for meeting or making progress toward meeting its enrollment and retention targets in 2017-2018.

Recruitment/Attraction Efforts Toward Meeting Targets

	Describe Efforts Toward Meeting Recruitment Targets 2016-17)	Describe Plans Toward Meeting Recruitment Targets 2017-18)
Economically Disadvantaged	<p>The mission of our school is to close the achievement gap for Rochester City School District Students. We have, and plan, to continue to reach out to all students in the city of Rochester. One of Rochester Prep's primary target populations is students from economically disadvantaged backgrounds. Students from this demographic make up 89% of Rochester Prep 3's student body, and 86% of Rochester Prep schools overall. Thus, many of our recruitment policies focus on identifying and enrolling students from low income backgrounds and neighborhoods. Students eligible for Free and Reduced Price Lunch (FRL) receive fourth preference in the Rochester Prep lottery, following siblings of current students, children of employees, and students qualifying for English Language Learner (ELL) status. This means that</p>	<p>In 2017-2018, we plan to continue on the success we've had in recruiting all members of the Rochester City School District, especially those who have special educational needs and students who are designated as English Language Learners. Overall, Rochester Prep has found that the best way to recruit new students is through word of mouth, particularly through the networks and connections of families with students already attending the school. The Rochester Prep application asks applicants "How did you hear about us?" and "Word of Mouth" is consistently the top response. This is true for recruitment of all students, including the target populations mentioned here. Therefore, Rochester Prep recognizes the importance of building relationships with the families of both current students and future students and places those efforts at the heart of all of its recruitment and retention practices.</p> <p>With this in mind, one change that Rochester has made since last year is to hire a Director of Strategic Initiatives. This position is intended in part to support family and community engagement throughout all Rochester Prep Charter schools. Our current Director of Strategic Initiatives, Christy Endler, has already begun supporting student recruitment efforts, such as building</p>

students who are eligible for these services are very likely to be accepted to Rochester Prep Schools if they apply.

relationships with other charter schools and with the city school district. The Director of Special Education for Rochester Prep, Lisa Delfavero-Krempa, also supports the recruitment and retention of students with disabilities and English Language Learners. To spread the word about Rochester Prep, we set up bus ads and billboards in zip codes with low income populations. Also, as stated above, our strongest recruitment practice is asking current families to speak with their family and friends about Rochester Prep, as this helps us continue to recruit a high percentage of students from low income backgrounds.

The mission of our school is to close the achievement gap for Rochester City School District Students. We have, and plan, to continue to reach out to all students in the city of Rochester. One important change Rochester Prep made for the 2016-

In 2017-2018, we plan to continue on the success we've had in recruiting all members of the Rochester City School District, especially those who have special educational needs and students who are designated as English Language Learners. Overall, Rochester Prep has found that the best way to recruit new students is through word of mouth, particularly through the networks and connections of families with students already attending the school. The Rochester Prep application asks applicants "How did you hear about us?" and "Word of Mouth" is consistently the top response. This is true for recruitment of all students, including the target populations mentioned here. Therefore, Rochester Prep recognizes the importance of building relationships with the families of both current students and future students and places those efforts at the heart of all of its recruitment and retention practices.

With this in mind, one change that Rochester has made since last year is to hire a Director of Strategic Initiatives. This position is intended in part to support family and community engagement throughout all Rochester Prep Charter schools. Our current Director of Strategic Initiatives, Christy Endler, has already begun supporting student recruitment efforts, such as building relationships with other charter schools and with the city school district. The Director of Special Education for Rochester Prep, Lisa Delfavero-Krempa, also supports the recruitment and retention of students with disabilities and English Language Learners.

<p>ge Learner s</p>	<p>2017school year was to update its admissions policies to create an additional preference for students who may qualify as English Language Learners. In the 2016-2017 lottery, students who may qualify for the ELL designation received second preference in the lottery (after siblings of current students).</p>	<p>In the 2017-2018 lottery, students with this designation received third preference (after siblings and children of employees, based on new state laws). This change shows Rochester Prep’s dedication to serving students with limited English proficiency. Some recruitment strategies we have used to boost ELL enrollment this year are placing radio ads on local radio stations in both English and Spanish, and having flyers in both English and Spanish. Additionally, our Director of Special Education has held information sessions at local community centers and refugee centers that specifically work with families with limited English proficiency.</p> <p>One new initiative this year is that our new Director of Strategic Initiatives (DSI) has worked to build a connection with a nearby dual language charter school. This school has a higher ELL population than Rochester Prep, so our DSI has been learning recruitment best practices from them. We hope to better understand and implement some of these new practices further in next year’s lottery process.</p> <p>Finally, we are in the process of hiring an ELL Coordinator to support all Rochester Prep schools. We hope this individual would help support the recruitment, retention, and learning of ELL students across our schools, and help continue to build relationships in the community with these families. To date we have been unsuccessful in finding a candidate that would fit the role, but we are still looking to fill this position.</p>
	<p>The mission of our school is to close the achievement gap for Rochester City School District Students. We have, and plan, to continue to reach out to all students in the city of Rochester. Similar to previous years, we held additional sessions on our Special Education program where we invited the entire city of Rochester along with our current families to learn more about our Special Education program. We also continued to advertise on urban radio stations, Rochester Transit busses and stops, and utilized mailing in both Spanish and English to all families in the City of</p>	<p>In 2017-2018, we plan to continue on the success we’ve had in recruiting all members of the Rochester City School District, especially those who have special educational needs and students who are designated as English Language Learners. Overall, Rochester Prep has found that the best way to recruit new students is through word of mouth, particularly through the networks and connections of families with students already attending the school. The Rochester Prep application asks applicants “ how did you hear about us?” and “Word of</p>

<p>Students with Disabilities</p>	<p>Rochester. In addition, we visited multiple sites (Catholic Family Centers, libraries, Refugee outreach organizations like “Mary’s Place”) in an effort to attract more students with Special Education needs. To recruit students with special needs, we ensure that our recruitment flyers and other materials emphasize that all students are welcome at Rochester Prep.</p> <p>Our Director of Special Education last year created a series of family presentations and workshops aimed at students with disabilities that she hosts to help answer questions for families of students with disabilities. This has helped support our current families and spread the word to other families that may be interested in attending Rochester Prep. Additionally, she has built relationships with the city and with other charter schools to help share best practices. This has occasionally led to another school recommending a student to Rochester Prep if they believe our school can provide the academic services or structure the student needs to be successful.</p>	<p>Word of Mouth” is consistently the top response. This is true for recruitment of all students, including the target populations mentioned here. Therefore, Rochester Prep recognizes the importance of building relationships with the families of both current students and future students and places those efforts at the heart of all of its recruitment and retention practices.</p> <p>With this in mind, one change that Rochester has made since last year is to hire a Director of Strategic Initiatives. This position is intended in part to support family and community engagement throughout all Rochester Prep Charter schools. Our current Director of Strategic Initiatives, Christy Endler, has already begun supporting student recruitment efforts, such as building relationships with other charter schools and with the city school district. The Director of Special Education for Rochester Prep, Lisa Delfavero-Krempa, also supports the recruitment and retention of students with disabilities and English Language Learners.</p>
-----------------------------------	---	---

Retention Efforts Toward Meeting Targets

	Describe Efforts Toward Meeting Retention Targets 2016-17)	Describe Plans Toward Meeting Retention Targets 2017-18)
		<p>Overall, Rochester Prep has found that the best way to recruit new students is through word of mouth, particularly through the networks and connections of families with students already attending the school. The Rochester Prep application asks applicants “ How did you hear about us?” and “Word of Mouth” is consistently the top response. This is true for recruitment of all students, including the target populations mentioned here. Therefore, Rochester Prep recognizes the importance of building relationships with the families of both current students and future students and places those efforts at the heart of all of its recruitment and retention practices.</p> <p>With this in mind, one change that Rochester has made since last year is to hire a Director of Strategic Initiatives. This position is intended in part to support family and community engagement throughout all</p>

Economically Disadvantaged

We have also made great efforts to retain these students, largely with the help of our Regional Special Education Coordinator who oversees our Special Ed programs in all five of our schools. We have also made great efforts to work with the Special Education Department in the Rochester City School District.

Rochester Prep Charter schools. Our current Director of Strategic Initiatives, Christy endler, has already begun supporting student recruitment efforts, such as building relationships with other charter schools and with the city school district. The Director of Special Education for Rochester Prep, Lisa Delfavero-Krempa, also supports the recruitment and retention of students with disabilities and English Language Learners. Relationships are also important to how we retain students from all backgrounds. If a student wishes to leave our school, we ask that the parent or guardian come into the school to meet with our Principal and/or Director of Operations. This is to understand the root cause of the family's desire to leave our community and attempt to address the cause, as well as to explain the difficulty of re-admittance later on should the student wish to return to Rochester Prep. In this way, we attempt to understand the concerns of our families and help make the best decision for the child.

Most of these policies and practices are not new, and since we already have a strong enrollment and retention process for low-income populations, we have focused most of our recent initiatives on students with disabilities and English Language Learners.

We have also made great efforts to retain

Overall, Rochester Prep has found that the best way to recruit new students is through word of mouth, particularly through the networks and connections of families with students already attending the school. The Rochester Prep application asks applicants "How did you hear about us?" and "Word of Mouth" is consistently the top response. This is true for recruitment of all students, including the target populations mentioned here. Therefore, Rochester Prep recognizes the importance of building relationships with the families of both current students and future students and places those efforts at the heart of all of its recruitment and retention practices.

With this in mind, one change that Rochester has made since last year is to hire a Director of Strategic Initiatives. This position is intended in part to support family and community engagement throughout all Rochester Prep Charter schools. Our current

English Language Learners	<p>these students, largely with the help of our Regional Special Education Coordinator who oversees our Special Ed programs in all five of our schools. We have also made great efforts to work with the Special Education Department in the Rochester City School District.</p>	<p>Director of Strategic Initiatives, Christy endler, has already begun supporting student recruitment efforts, such as building relationships with other charter schools and with the city school district. The Director of Special Education for Rochester Prep, Lisa DelFavero-Krempa, also supports the recruitment and retention of students with disabilities and English Language Learners. Relationships are also important to how we retain students from all backgrounds. If a student wishes to leave our school, we ask that the parent or guardian come into the school to meet with our Principal and/or Director of Operations. This is to understand the root cause of the family’s desire to leave our community and attempt to address the cause, as well as to explain the difficulty of re-admittance later on should the student wish to return to Rochester Prep. In this way, we attempt to understand the concerns of our families and help make the best decision for the child.</p> <p>Most of these policies and practices are not new, and since we already have a strong enrollment and retention process for low-income populations, we have focused most of our recent initiatives on students with disabilities and English Language Learners.</p>
	<p>We have also made great efforts to retain</p>	<p>Overall, Rochester Prep has found that the best way to recruit new students is through word of mouth, particularly through the networks and connections of families with students already attending the school. The Rochester Prep application asks applicants “ How did you hear about us?” and “Word of Mouth” is consistently the top response. This is true for recruitment of all students, including the target populations mentioned here. Therefore, Rochester Prep recognizes the importance of building relationships with the families of both current students and future students and places those efforts at the heart of all of its recruitment and retention practices.</p> <p>With this in mind, one change that Rochester has made since last year is to hire a Director of Strategic Initiatives. This position is intended in part to support family and community engagement throughout all Rochester Prep Charter schools. Our current Director of Strategic Initiatives, Christy</p>

Students with Disabilities

these students, largely with the help of our Regional Special Education Coordinator who oversees our Special Ed programs in all five of our schools. We have also made great efforts to work with the Special Education Department in the Rochester City School District.

endler, has already begun supporting student recruitment efforts, such as building relationships with other charter schools and with the city school district. The Director of Special Education for Rochester Prep, Lisa DelFavero-Krempa, also supports the recruitment and retention of students with disabilities and English Language Learners. Relationships are also important to how we retain students from all backgrounds. If a student wishes to leave our school, we ask that the parent or guardian come into the school to meet with our Principal and/or Director of Operations. This is to understand the root cause of the family's desire to leave our community and attempt to address the cause, as well as to explain the difficulty of re-admittance later on should the student wish to return to Rochester Prep. In this way, we attempt to understand the concerns of our families and help make the best decision for the child.

Most of these policies and practices are not new, and since we already have a strong enrollment and retention process for low-income populations, we have focused most of our recent initiatives on students with disabilities and English Language Learners.



Entry 12 Classroom Teacher and Administrator Attrition

Last updated: 07/28/2017

Report changes in teacher and administrator staffing.

Instructions for completing the Classroom Teacher and Administrator Attrition Tables

Charter schools must complete the two tables named 2016-2017 Classroom Teacher and Administrator Attrition to report changes in teacher and administrator staffing in 2016-2017. Please provide the full time equivalent (FTE) of staff on June 30, 2016; the FTE for any departed staff from July 1, 2016 through June 30, 2017; the FTE for added staff from July 1, 2016 through June 30, 2017; and the FTE of staff added in newly created positions from July 1, 2016 through June 30, 2017 using the two tables provided.

Classroom Teacher Attrition Table

	FTE Classroom Teachers on June 30, 2016	FTE Classroom Teachers Departed 7/1/16 - 6/30/17	FTE Classroom Teachers Filling Vacant Positions 7/1/16 - 6/30/17	FTE Classroom Teachers Added in New Positions 7/1/16 - 6/30/17	FTE of Classroom Teachers on June 30, 2017
	6	0	0	0	6

Administrator Position Attrition Table

	FTE Administrative Positions on June 30, 2016	FTE Administrators Departed 7/1/16 - 6/30/17	FTE Administrators Filling Vacant Positions 7/1/16 - 6/30/17	FTE Administrators Added in New Positions 7/1/16 - 6/30/17	FTE Administrative Positions on June 30, 2017
	2	0	0	0	2

Thank you

2017-18 Rochester Prep Student Calendar

Updated: 5/5/2017

July '17						
S	M	T	W	Th	F	S
						1
2	3	4	5	6	7	8
9	10	11	12	13	14	15
16	17	18	19	20	21	22
23	24	25	26	27	28	29
30	31					
School Days						

August '17						
S	M	T	W	Th	F	S
		1	2	3	4	5
6	7	8	9	10	11	12
13	14	15	16	17	18	19
20	21	22	23	24	25	26
27	28	29	30	31		
9 School Days						

16-17	First Days for 9th Grade for HS induction (half days)
17-18	First Days for Kindergarten and 5th Grade (half days)
18	High School not in session on 18th
21	First Day for All Students

4 Labor Day (All Schools Closed)

September '17						
S	M	T	W	Th	F	S
					1	2
3	4	5	6	7	8	9
10	11	12	13	14	15	16
17	18	19	20	21	22	23
24	25	26	27	28	29	30
20	School Days					

October '17						
S	M	T	W	Th	F	S
1	2	3	4	5	6	7
8	9	10	11	12	13	14
15	16	17	18	19	20	21
22	23	24	25	26	27	28
29	30	31				
21	School Days					

9 All Schools Closed

11 HS PSAT

25 HS PSAT (alternate date)

27 Q1 ends

9 MS & HS Q1 Report Card
10 Veteran's Day (Schools Closed)
16-17 ES Q1 Report Cards
22-24 Thanksgiving Schools Closed)

November '17						
S	M	T	W	Th	F	S
				1	2	3
4	5	6	7	8	9	10
11	12	13	14	15	16	17
18	19	20	21	22	23	24
25	26	27	28	29	30	
18	School Days					

December '17						
S	M	T	W	Th	F	S
					1	2
3	4	5	6	7	8	9
10	11	12	13	14	15	16
17	18	19	20	21	22	23
24	25	26	27	28	29	30
31						
11	School Days					

18-29 Winter Break (All Schools Closed)

1 New Year's Day (All Schools Closed)
15 MLK Day (All Schools Closed)
19 Q2 ends
24-25 ES Q2 report card (half day for ES only on 25th)

January '18						
S	M	T	W	Th	F	S
	1	2	3	4	5	6
7	8	9	10	11	12	13
14	15	16	17	18	19	20
21	22	23	24	25	26	27
28	29	30	31			
21	School Days					

February '18						
S	M	T	W	Th	F	S
				1	2	3
4	5	6	7	8	9	10
11	12	13	14	15	16	17
18	19	20	21	22	23	24
25	26	27	28			
15	School Days					

1 MS Q2 report card (half day for MS only)
8 HS Q2 report card (half day for HS only)
19-23 February Break (All Schools Closed)

29 Q3 ends
30 Good Friday (All Schools Closed)

March '18						
S	M	T	W	Th	F	S
				1	2	3
4	5	6	7	8	9	10
11	12	13	14	15	16	17
18	19	20	21	22	23	24
25	26	27	28	29	30	31
21	School Days					

April '18						
S	M	T	W	Th	F	S
1	2	3	4	5	6	7
8	9	10	11	12	13	14
15	16	17	18	19	20	21
22	23	24	25	26	27	28
29	30					
16	School Days					

2-6 Spring Break (All Schools Closed)
11-13 NYS ELA Test
12 HS Q3 report card (half day for HS only)
19 MS Q3 report card (half day for MS only)
25-26 ES Q3 report card (half day for ES only on 26th)

1-3 NYS Math Test
7-18 HS AP Exams
23-31 Grade 4 Science Performance Test
28 Memorial Day (All Schools Closed)

May '18						
S	M	T	W	Th	F	S
		1	2	3	4	5
6	7	8	9	10	11	12
13	14	15	16	17	18	19
20	21	22	23	24	25	26
27	28	29	30	31		
22	School Days					

June '18						
S	M	T	W	Th	F	S
					1	2
3	4	5	6	7	8	9
10	11	12	13	14	15	16
17	18	19	20	21	22	23
24	25	26	27	28	29	30
11	School Days (16 for HS)					

1 Grade 4 Science Performance Test
4 Grade 4 Science Written Exam
5 NYS HS Regents- Global History
13-14 NYS HS Regents
15 ES and MS Last Day
18-21 NYS HS Regents
22 HS Last Day

	Holidays (Schools closed)
	State Testing Days
	Start / End Dates for Students
	Report Card half days (grade level specific)

Rochester Prep
Elementary School
Jay Campus
899 Jay Street
Rochester, NY 14611
T: 585 235 0008
F: 585 235 0014

Rochester Prep
Elementary School 3
85 St. Jacob Street
Rochester, NY 14621
T: 585 368 5110
F: 585 672 6736

Rochester Prep
Elementary School
West Campus
85 St. Jacob Street
Rochester, NY 14621
T: 585 368 5100
F: 585 368 5091

Rochester Prep
Middle School
Brooks Campus
630 Brooks Avenue
Rochester, NY 14619
T: 585 436 8629
F: 585 436 5985

Rochester Prep
Middle School
West Campus
432 Chili Avenue
Rochester, NY 14611
T: 585 368 5090
F: 585 368 5111

Rochester Prep
High School
175 Martin St.
Rochester, NY 14605
P: 585 368 5111
F: 585 423 9625