



Entry 1 School Information and Cover Page

Created: 07/18/2018 • Last updated: 07/27/2018

Please be advised that you will need to complete this cover page (including signatures) before all of the other tasks assigned to you by your authorizer are visible on your task page. While completing this task, please ensure that you select the correct authorizer (**as of June 30, 2018**) or you may not be assigned the correct tasks.

a. SCHOOL NAME ROCHESTER PREP CS 3 (SUNY TRUSTEES)

(Select name from the drop down menu)

b. CHARTER AUTHORIZER (As of June 30th, 2018) SUNY-Authorized Charter School

(For technical reasons, please re-select authorizer name from the drop down menu).

c. DISTRICT / CSD OF LOCATION Rochester

d1. SCHOOL INFORMATION

	PRIMARY ADDRESS	PHONE NUMBER	FAX NUMBER	EMAIL ADDRESS
	85 St. Jacob Street, Rochester, NY 14621			

d2. PHONE CONTACT NUMBER FOR AFTER HOURS EMERGENCIES

Contact Name	Amy Sponsler
Title	Director of Operations
Emergency Phone Number (###-###-####)	

e. SCHOOL WEB ADDRESS (URL) <http://rochesterprep.org.uncommonschools.org>

f. DATE OF INITIAL CHARTER 01/2013

g. DATE FIRST OPENED FOR INSTRUCTION 08/2016

i. TOTAL ENROLLMENT ON JUNE 30, 2018 179

j. GRADES SERVED IN SCHOOL YEAR 2017-18

Check all that apply

Grades Served	K, 1
---------------	------

k1. DOES THE SCHOOL CONTRACT WITH A CHARTER OR EDUCATIONAL MANAGEMENT ORGANIZATION? Yes

k2. NAME OF CMO/EMO AND ADDRESS

NAME OF CMO/EMO	Uncommon Schools Inc.
PHYSICAL STREET ADDRESS	
CITY	
STATE	
ZIP CODE	
EMAIL ADDRESS	

l1. FACILITIES

Does the school maintain or operate multiple sites?

	No, just one site.
--	--------------------

12. SCHOOL SITES

Please list the sites where the school will operate for the upcoming school year.

	Physical Address	Phone Number	District/CSD	Grades Served at Site (K-5, 6-9, etc.)	Receives Rental Assistance	Rental Assistance for Which Grades (write N/A if applicable)
Site 1 (same as primary site)	85 St. Jacob Street, Rochester, NY 14621		Rochester	K-2	N/A	
Site 2						
Site 3						

12a. Please provide the contact information for Site 1.

	Name	Work Phone	Alternate Phone	Email Address
School Leader	Christopher Shaffer			
Operational Leader	Amy Sponsler			
Compliance Contact	Amy Sponsler			
Complaint Contact	Christopher Shaffer			
DASA Coordinator				

m1. Are any sites in co-located space? If yes, please proceed to the next question.

Yes

m2. Please list the terms of your current co-location.

	Date school will leave current co-location	Is school working with NYCDOE to expand into current space?	If so, list year expansion will occur.	Is school working with NYCDOE to move to separate space?	If so, list the proposed space and year planned for move	School at Full Capacity at Site
Site 1 (primary site)	unknown	No		No		No
Site 2						
Site 3						

n1. Were there any revisions to the school’s charter during the 2017-18 school year? (Please include approved or pending material and non-material charter revisions). Yes

n2. Summary of Charter Revisions

	Category (Select Best Description)	Specific Revision (150 word limit)	Date Approved by BOT (if applicable)	Date Approved by Authorizer (if applicable)
1	Change in admissions/enrollment policy	Give preference to wait-listed applicants who are siblings of currently enrolled students or the child of an employee of Rochester Prep and Uncommon Schools	11/15/17	11/30/17
2	Change in Bylaws	Eliminate the requirement for an annual meeting that is distinct from regular board meetings, and eliminate the board officer position of secretary.	11/15/17	n/a
3				
4				
5				

o. Name and Position of Individual(s) Who Completed this Annual Report. Amy Sponsler, Director of Operations

p. Our signatures (Head of School and Board President) below attest that all of the information contained herein is truthful and accurate and that this charter school is in compliance with all aspects of its charter, and with all pertinent Federal, State, and local laws, regulations, and rules. We understand that if any information in any part of this report is found to have been deliberately misrepresented, that will constitute grounds for the revocation of our charter. Check **YES if you agree and then use the mouse on your PC or the stylist on your mobile device to sign your name).**

No Responses Selected

Signature, Head of Charter School

Christopher S. Shaffer

Signature, President of the Board of Trustees

X

Date

2018/07/27

Thank you.



Entry 2 NYS School Report Card Link

Last updated: 07/23/2018

ROCHESTER PREP CS 3 (SUNY TRUSTEES)

1. CHARTER AUTHORIZER (As of June 30th, 2018)

(For technical reasons, please re-select authorizer name from the drop down menu).

SUNY-Authorized Charter School

2. NEW YORK STATE REPORT CARD

Provide a direct URL or web link to the most recent New York State School Report Card for the charter school (See <https://reportcards.nysed.gov/>).

(Charter schools completing year one will not yet have a School Report Card or link to one. Please type "URL is not available" in the space provided).

<https://data.nysed.gov/reportcard.php?instid=800000076139&year=2017&createreport=1&allchecked=1&enrollment=1&freelunch=1&attendance=1&suspensions=1&teacherqual=1&staffcounts=1>



Entry 4 Expenditures per Child

Created: 07/23/2018 • Last updated: 07/27/2018

ROCHESTER PREP CS 3 (SUNY TRUSTEES)Section Heading

Financial Information

This information is required of ALL charter schools. Provide the following measures of fiscal performance of the charter school in Appendix B (Total Expenditures and Administrative Expenditures Per Child):

1. Total Expenditures Per Child

To calculate '**Total Expenditures per Child**' take total expenditures (from the unaudited 2017-18 Schedule of Functional Expenses) and divide by the year end FTE student enrollment. (Integers Only. No dollar signs or commas).

Note: *The information on the Schedule of Functional Expenses on pages 41-43 of the Audit Guide can help schools locate the amounts to use in the two per pupil calculations:* <http://www.p12.nysed.gov/psc/AuditGuide.html>

Line 1: Total Expenditures	2785623
Line 2: Year End FTE student enrollment	179
Line 3: Divide Line 1 by Line 2	15562

2. Administrative Expenditures per Child

To calculate **'Administrative Expenditures per Child'** To calculate "Administrative Expenditures per Child" first *add* together the following:

1. Take the relevant portion from the 'personnel services cost' row and the 'management and general' column (from the unaudited 2017-18 Schedule of Functional Expenses)
2. Any contracted administrative/management fee paid to other organizations or corporations
3. Take the total from above and divide it by the year-end FTE enrollment. The relevant portion that must be included in this calculation is defined as follows:

Administrative Expenditures: Administration and management of the charter school includes the activities and personnel of the offices of the chief school officer, the finance or business offices, school operations personnel, data management and reporting, human resources, technology, etc. It also includes those administrative and management services provided by other organizations or corporations on behalf of the charter school for which the charter school pays a fee or other compensation. Do not include the FTE of personnel whose role is to directly support the instructional program.

Notes:
The information on the Schedule of Functional Expenses on pages 41-43 of the Audit Guide can help schools locate the amounts to use in the two per pupil calculations:
<http://www.p12.nysed.gov/psc/AuditGuide.html>.
Employee benefit costs or expenditures should not be reported in the above calculations.

Line 1: Relevant Personnel Services Cost (Row)	366170
Line 2: Management and General Cost (Column)	532592
Line 3: Sum of Line 1 and Line 2	898762
Line 5: Divide Line 3 by the Year End FTE student enrollment	5021

Thank you.



Charter Schools Institute
The State University of New York

GENERAL INSTRUCTIONS FOR ANNUAL BUDGET/QUARTERLY REPORT

TEMPLATE TABS

1- GRAY tab contains the Instructions




Instructions	Provides description of tabs and input requirements.
Funding by District	Charter School Tuition Rates

2- BLUE tabs require input of information

1.) Name of School	>Select school name from list. >Enter contact information.
2.) Enrollment	Enter enrollment information for Annual Budget (& Revisions) and Quarterly Actuals. Includes: >Enrollment by Grade >Enrollment by District
3.) Staffing Plan	Enter staffing plan information for Annual Budget (& Revisions) and Quarterly Actuals. Includes: >Full Time Equivalent (FTE), by Position Category, By Quarter
4.) Yearly Budget	Enter Yearly Budget information. Includes: >"Pior Year" column may be completed based upon preliminary data, and adjusted with Annual Audited data when the Quarter 2 Actuals are being submitted. (Note: Quarterly Revenue allocation may be set) >Budgeted Enrollment data and Per Pupil Revenue for the current year are populated based upon input on tab "2.) Enrollment." >Budgeted FTE for current year is populated based upon input on tab "3.) Staffing Plan." >All other sources of revenue >All expenses >Budget Revisions, as necessary and <i>approved</i> by the school's Board of Directors, should be submitted when submitting Quarterly Actuals
5.) Balance Sheet	Enter Balance Sheet information for EdCorps. Separate schools merged into a primary EdCorp should NOT use this tab. >"Pior Year" column may be completed based upon preliminary data, and adjusted with Annual Audited data when the Quarter 2 Actuals are being submitted.

6.) Quarterly Report	Enter Actual Quarterly Report information . Includes: >Actual Enrollment data and Per Pupil Revenue for the current year are populated based upon input on tab "2.) Enrollment." >Actual FTE for current year is populated based upon input on tab "3.) Staffing Plan." >All other sources of revenue >All expenses
7.) Annual Report Requirement	Complete when submitting Actual Quarter 4.

CELL COLORS & GUIDANCE COMMENTS

-  = Enter information into the light BLUE shaded cells.
-  = Cells labeled in ORANGE contain guidance regarding the input of information.
-  = Cells containing RED triangles in the upper right corner contain "guidance comments" on that particular line item. Please "mouse-over" the triangle to reveal each comment.

Charter Funding Alphabetical By NYS School District
*** (Sum of Charter School Basic Tuition and Supplemental Basic Tuition)**



ANNUAL BUDGET & QUARTERLY REPORT TEMPLATE

Rochester Preparatory Charter School 3

SCHOOL

Name:	Rochester Preparatory Charter School 3
-------	--

CONTACT INFORMATION

Contact Name:	Cameron Johnson
Contact Title:	Senior Associate Director of Financial Management
Contact Email:	
Contact Phone:	

REPORT PERIOD

Current Academic Year:	2018-19
Prior Academic Year:	2017-18

2018-19

ENROLLMENT BY GRADES

GRADES
INITIAL BUDGETED ENROLLMENT
TOTAL ENROLLMENT = 270

K
90

1	2	3	4	5	6	7
90	90					

ENROLLMENT BY DISTRICT

NUMBER OF SCHOOL DISTRICTS ENROLLED:	
NUMBER OF STUDENTS ENROLLED:	

PRIOR YEAR
ACTUAL
0
0

ANNUAL BUDGET TOTAL DISTRICTS/ENROLLMENT BY QUARTER						
QUARTER 1		QUARTER 2		QUARTER 3		QUARTER 4
Original	<i>Revised</i>	Original	<i>Revised</i>	Original	<i>Revised</i>	Original
6	0	6	0	6	0	6
270	0	270	0	270	0	270

***NOTE:** If there are NO budget revisions at the time of quarterly submittal leave the 'REVISED COMPLETELY BLANK. If budget revisions ARE made, the entire "REVISED" budget columns affected quarter(s) must be completed on tabs 2, 3 and 4.

PRIMARY/OTHER	DISTRICT NAME(S)
PRIMARY District	ROCHESTER CITY SD
SECONDARY District	GREECE CSD
Other District 3	GATES-CHILI CSD
Other District 4	BRIGHTON CSD
Other District 5	RUSH-HENRIETTA CSD
Other District 6	CHURCHVILLE-CHILI CSD
Other District 7	(Select from drop-down list) →

PRIOR YEAR	
2017-18	
Actual	
Enrollment	

ANNUAL BUDGET						
QUARTER 1		QUARTER 2		QUARTER 3		QUAR
Original Budgeted Enrollment	<i>Revised</i> Budgeted Enrollment	Original Budgeted Enrollment	<i>Revised</i> Budgeted Enrollment	Original Budgeted Enrollment	<i>Revised</i> Budgeted Enrollment	Original Budgeted Enrollment
251.1		251.1		251.1		251.1
2.7		2.7		2.7		2.7
8.1		8.1		8.1		8.1
2.7		2.7		2.7		2.7
2.7		2.7		2.7		2.7
2.7		2.7		2.7		2.7

[illegible]

8	9	10	11	12

[illegible]

PLAN - FULL TIME EQUIVALENT

STAFFING PLAN - FULL TIME EQUIVALENT ("FTE")

***NOTE:** Enter the number of FTE positions in the "blue" cells.

***NOTE:** Enter the number of FTE positions in the "blue" cells.

***NOTE:** If there are NO budget revisions at the time of quarterly submittal leave the 'REVISED' Column(s) COMPLETELY BLANK.

***NOTE:**

ADMINISTRATIVE PERSONNEL FTE	ADMINISTRATIVE PERSONNEL FTE
Executive Management	Executive Management
Instructional Management	Instructional Management
Deans, Directors & Coordinators	Deans, Directors & Coordinators
CFO / Director of Finance	CFO / Director of Finance
Operation / Business Manager	Operation / Business Manager
Administrative Staff	Administrative Staff
TOTAL ADMINISTRATIVE STAFF	TOTAL ADMINISTRATIVE STAFF

PRIOR YEAR
2017-18
ACTUAL
0.0

ANNUAL BUDGETED FTE							
Q1		Q2		Q3		Q4	
Original	Revised	Original	Revised	Original	Revised	Original	Revised
0.0		0.0		0.0		0.0	
1.0		1.0		1.0		1.0	
3.0		3.0		3.0		3.0	
0.0		0.0		0.0		0.0	
0.0		0.0		0.0		0.0	
3.8		3.8		3.8		3.8	
7.8	0.0	7.8	0.0	7.8	0.0	7.8	0.0

PRIOR YEAR
2017-18
ACTUAL

INSTRUCTIONAL PERSONNEL FTE	INSTRUCTIONAL PERSONNEL FTE
Teachers - Regular	Teachers - Regular
Teachers - SPED	Teachers - SPED
Substitute Teachers	Substitute Teachers
Teaching Assistants	Teaching Assistants
Specialty Teachers	Specialty Teachers
Aides	Aides
Therapists & Counselors	Therapists & Counselors
Other	Other
TOTAL INSTRUCTIONAL	TOTAL INSTRUCTIONAL

PRIOR YEAR
2017-18
ACTUAL
0.0

ANNUAL BUDGETED FTE							
Q1		Q2		Q3		Q4	
Original	Revised	Original	Revised	Original	Revised	Original	Revised
18.0		18.0		18.0		18.0	
2.0		2.0		2.0		2.0	
0.0		0.0		0.0		0.0	
3.0		3.0		3.0		3.0	
3.0		3.0		3.0		3.0	
0.0		0.0		0.0		0.0	
1.0		1.0		1.0		1.0	
0.0		0.0		0.0		0.0	
27.0	0.0	27.0	0.0	27.0	0.0	27.0	0.0

PRIOR YEAR
2017-18
ACTUAL

NON-INSTRUCTIONAL PERSONNEL FTE	NON-INSTRUCTIONAL PERSONNEL FTE
Nurse	Nurse
Librarian	Librarian
Custodian	Custodian
Security	Security
Other	Other
TOTAL NON-INSTRUCTIONAL	TOTAL NON-INSTRUCTIONAL

PRIOR YEAR
2017-18
ACTUAL
0.0

ANNUAL BUDGETED FTE							
Q1		Q2		Q3		Q4	
Original	Revised	Original	Revised	Original	Revised	Original	Revised
0.0		0.0		0.0		0.0	
0.0		0.0		0.0		0.0	
0.0		0.0		0.0		0.0	
0.0		0.0		0.0		0.0	
0.0		0.0		0.0		0.0	
0.0	0.0	0.0	0.0	0.0	0.0	0.0	0.0

PRIOR YEAR
2017-18
ACTUAL

TOTAL PERSONNEL SERVICE FTE	TOTAL PERSONNEL SERVICE FTE
-----------------------------	-----------------------------

0.0

34.8	0.0	34.8	0.0	34.8	0.0	34.8	0.0
------	-----	------	-----	------	-----	------	-----

--

ESTER PREPARATORY CHARTER 2018-19

PLAN - FULL TIME EQUIVALENT

***NOTE:** Enter the number of FTE positions in the "blue" cells.

Id be input.

***NOTE:** State the assumptions that are being made for personnel FTE levels.

ADMINISTRATIVE PERSONNEL FTE	
	Q4
	Actual
Executive Management	
Instructional Management	
Deans, Directors & Coordinators	
CFO / Director of Finance	
Operation / Business Manager	
Administrative Staff	
TOTAL ADMINISTRATIVE STAFF	0.0

Description of Assumptions
Director of Operations
Principal
Dean of Curriculum and Instruction, Dean of Students, SPED Coordinator
Office Manager, Special Projects Coordinator, Regional Personnel,

INSTRUCTIONAL PERSONNEL FTE	
	Q4
	Actual
Teachers - Regular	
Teachers - SPED	
Substitute Teachers	
Teaching Assistants	
Specialty Teachers	
Aides	
Therapists & Counselors	
Other	
TOTAL INSTRUCTIONAL	0.0

Description of Assumptions
Lead and regular teachers
Special education teachers
Teaching Assistants
Specialty Teachers of elective subjects
Social Workers and Counselors

NON-INSTRUCTIONAL PERSONNEL FTE	
	Q4
	Actual
Nurse	
Librarian	
Custodian	
Security	
Other	
TOTAL NON-INSTRUCTIONAL	0.0

Description of Assumptions
Nurse
Custodian

TOTAL PERSONNEL SERVICE FTE	0.0
-----------------------------	-----

--

		ROCHESTER PREPARATORY CHARTER SCHOOL 3								
		Budget / Operating Plan								
		2018-19								
Total Revenue		-	1,040,244	-	-	1,040,244	-	-	1,040,244	
Total Expenses		-	1,061,914	-	-	1,061,914	-	-	1,061,914	
Net Income		-	(21,671)	-	-	(21,671)	-	-	(21,671)	
Actual Student Enrollment		-	270	-	-	270	-	-	270	
		Prior Year Actual	1st Quarter - 7/1 - 9/30			2nd Quarter - 10/1 - 12/31			3rd Quarter	
		2017-18 Revenue Per Pupil	Original Budget	Revised Budget	Variance	Original Budget	Revised Budget	Variance	Original Budget	
REVENUE		Allocate Per Pupil Revenue by Quarter	*NOTE: If there are NO budget revisions at the time of quarterly submittal leave If budget revisions ARE made, the entire "REVISED" budget columns for the affected							
REVENUES FROM STATE SOURCES		2018-19 Per Pupil Rate	PPR %/Qtr->	25.0%	25.0%	25.0%	25.0%	25.0%	25.0%	
Per Pupil Revenue										
ROCHESTER CITY SD	13,684		859,013	-	-	859,013	-	-	859,013	
GREECE CSD	12,252		8,270	-	-	8,270	-	-	8,270	
GATES-CHILI CSD	13,837		28,020	-	-	28,020	-	-	28,020	
BRIGHTON CSD	13,931		9,403	-	-	9,403	-	-	9,403	
RUSH-HENRIETTA CSD	13,739		9,274	-	-	9,274	-	-	9,274	
CHURCHVILLE-CHILI CSD	11,420		7,709	-	-	7,709	-	-	7,709	
-	-		-	-	-	-	-	-	-	
-	-		-	-	-	-	-	-	-	
-	-		-	-	-	-	-	-	-	
-	-		-	-	-	-	-	-	-	
-	-		-	-	-	-	-	-	-	
-	-		-	-	-	-	-	-	-	
-	-		-	-	-	-	-	-	-	
-	-		-	-	-	-	-	-	-	
-	-		-	-	-	-	-	-	-	
ALL OTHER School Districts: (Weighted Avg)	-		-	-	-	-	-	-	-	
TOTAL Per Pupil Revenue (Weighted Average Per Pupil Funding)	13,655		-	921,689	-	-	921,689	-	-	921,689
Special Education Revenue			5,453		-	5,453		-	5,453	
Grants										
Stimulus			-		-	-		-	-	
DYCD (Department of Youth and Community Development)			-		-	-		-	-	
Other			-		-	-		-	-	
NYC DoE Rental Assistance										
Other					-			-		
TOTAL REVENUE FROM STATE SOURCES			-	927,142	-	-	927,142	-	-	927,142
REVENUE FROM FEDERAL FUNDING										
IDEA Special Needs			1,571		-	1,571		-	1,571	
Title I			36,165		-	36,165		-	36,165	
Title Funding - Other			3,619		-	3,619		-	3,619	
School Food Service (Free Lunch)			71,497		-	71,497		-	71,497	
Grants										

	ROCHESTER PREPARATORY CHARTER SCHOOL 3 Budget / Operating Plan 2018-19							
Total Revenue	-	1,040,244	-	-	1,040,244	-	-	1,040,244
Total Expenses	-	1,061,914	-	-	1,061,914	-	-	1,061,914
Net Income	-	(21,671)	-	-	(21,671)	-	-	(21,671)
Actual Student Enrollment	-	270	-	-	270	-	-	270
	Prior Year Actual	1st Quarter - 7/1 - 9/30			2nd Quarter - 10/1 - 12/31			3rd Quarter - 1/1 - 3/31
	2017-18	Original	Revised		Original	Revised		Original
	Revenue Per	Budget	Budget	Variance	Budget	Budget	Variance	Budget
	Pupil							
Charter School Program (CSP) Planning & Implementation				-			-	
Other				-			-	
Other				-			-	
TOTAL REVENUE FROM FEDERAL SOURCES	-	112,852	-	-	112,852	-	-	112,852
LOCAL and OTHER REVENUE								
Contributions and Donations		-		-	-		-	-
Fundraising		-		-	-		-	-
Erate Reimbursement		-		-	-		-	-
Earnings on Investments		-		-	-		-	-
Interest Income		-		-	-		-	-
Food Service (Income from meals)		-		-	-		-	-
Text Book		-		-	-		-	-
OTHER		250		-	250		-	250
TOTAL REVENUE FROM LOCAL and OTHER SOURCES	-	250	-	-	250	-	-	250
TOTAL REVENUE	-	<u>1,040,244</u>	-	-	<u>1,040,244</u>	-	-	<u>1,040,244</u>

		ROCHESTER PREPARATORY CHARTER SCHOOL 3							
		Budget / Operating Plan							
		2018-19							
Total Revenue		-	1,040,244	-	-	1,040,244	-	-	1,040,244
Total Expenses		-	1,061,914	-	-	1,061,914	-	-	1,061,914
Net Income		-	(21,671)	-	-	(21,671)	-	-	(21,671)
Actual Student Enrollment		-	270	-	-	270	-	-	270
		Prior Year Actual	1st Quarter - 7/1 - 9/30			2nd Quarter - 10/1 - 12/31			3rd Quarter - 10/1 - 12/31
		2017-18 Revenue Per Pupil	Original Budget	Revised Budget	Variance	Original Budget	Revised Budget	Variance	Original Budget
EXPENSES									
ADMINISTRATIVE STAFF PERSONNEL COSTS		Avg. No. of Positions							
Executive Management	-		24,334		-	24,334		-	24,334
Instructional Management	1.00		-		-	-		-	-
Deans, Directors & Coordinators	3.00		81,644		-	81,644		-	81,644
CFO / Director of Finance	-		-		-	-		-	-
Operation / Business Manager	-		-		-	-		-	-
Administrative Staff	3.78		18,750		-	18,750		-	18,750
TOTAL ADMINISTRATIVE STAFF	7.78		-	124,728	-	-	124,728	-	-
INSTRUCTIONAL PERSONNEL COSTS									
Teachers - Regular	18.00		210,314		-	210,314		-	210,314
Teachers - SPED	2.00		22,000		-	22,000		-	22,000
Substitute Teachers	-		-		-	-		-	-
Teaching Assistants	3.00		30,000		-	30,000		-	30,000
Specialty Teachers	3.00		35,565		-	35,565		-	35,565
Aides	-		-		-	-		-	-
Therapists & Counselors	1.00		11,875		-	11,875		-	11,875
Other	-		15,904		-	15,904		-	15,904
TOTAL INSTRUCTIONAL	27.00		-	325,657	-	-	325,657	-	-
NON-INSTRUCTIONAL PERSONNEL COSTS									
Nurse	-		-		-	-		-	-
Librarian	-		-		-	-		-	-
Custodian	-		-		-	-		-	-
Security	-		-		-	-		-	-
Other	-		11,250		-	11,250		-	11,250
TOTAL NON-INSTRUCTIONAL	-		-	11,250	-	-	11,250	-	-
SUBTOTAL PERSONNEL SERVICE COSTS		34.78	-	461,635	-	-	461,635	-	-
PAYROLL TAXES AND BENEFITS									
Payroll Taxes			42,020		-	42,020		-	42,020
Fringe / Employee Benefits			74,234		-	74,234		-	74,234

		ROCHESTER PREPARATORY CHARTER SCHOOL 3						
		Budget / Operating Plan						
		2018-19						
Total Revenue		-	1,040,244	-	-	1,040,244	-	1,040,244
Total Expenses		-	1,061,914	-	-	1,061,914	-	1,061,914
Net Income		-	(21,671)	-	-	(21,671)	-	(21,671)
Actual Student Enrollment		-	270	-	-	270	-	270
		Prior Year Actual 2017-18 Revenue Per Pupil	1st Quarter - 7/1 - 9/30			2nd Quarter - 10/1 - 12/31		
			Original Budget	Revised Budget	Variance	Original Budget	Revised Budget	Original Budget
Retirement / Pension			-		-	-		-
TOTAL PAYROLL TAXES AND BENEFITS		-	116,254	-	-	116,254	-	116,254
TOTAL PERSONNEL SERVICE COSTS	34.78	-	577,889	-	-	577,889	-	577,889
CONTRACTED SERVICES								
Accounting / Audit			1,650		-	1,650		1,650
Legal			1,716		-	1,716		1,716
Management Company Fee			99,426		-	99,426		99,426
Nurse Services			-		-	-		-
Food Service / School Lunch			-		-	-		-
Payroll Services			3,260		-	3,260		3,260
Special Ed Services			250		-	250		250
Titlement Services (i.e. Title I)			-		-	-		-
Other Purchased / Professional / Consulting			4,695		-	4,695		4,695
TOTAL CONTRACTED SERVICES		-	110,997	-	-	110,997	-	110,997

	ROCHESTER PREPARATORY CHARTER SCHOOL 3 Budget / Operating Plan 2018-19							
Total Revenue	-	1,040,244	-	-	1,040,244	-	-	1,040,244
Total Expenses	-	1,061,914	-	-	1,061,914	-	-	1,061,914
Net Income	-	(21,671)	-	-	(21,671)	-	-	(21,671)
Actual Student Enrollment	-	270	-	-	270	-	-	270
	Prior Year Actual 2017-18 Revenue Per Pupil	1st Quarter - 7/1 - 9/30			2nd Quarter - 10/1 - 12/31			3rd Quarter - 10/1 - 12/31 Original Budget
		Original Budget	Revised Budget	Variance	Original Budget	Revised Budget	Variance	Original Budget
SCHOOL OPERATIONS								
Board Expenses		125		-	125		-	125
Classroom / Teaching Supplies & Materials		16,250		-	16,250		-	16,250
Special Ed Supplies & Materials		-		-	-		-	-
Textbooks / Workbooks		4,850		-	4,850		-	4,850
Supplies & Materials other		-		-	-		-	-
Equipment / Furniture		13,875		-	13,875		-	13,875
Telephone		10,925		-	10,925		-	10,925
Technology		52,363		-	52,363		-	52,363
Student Testing & Assessment		1,675		-	1,675		-	1,675
Field Trips		6,250		-	6,250		-	6,250
Transportation (student)		8,750		-	8,750		-	8,750
Student Services - other		750		-	750		-	750
Office Expense		10,500		-	10,500		-	10,500
Staff Development		26,893		-	26,893		-	26,893
Staff Recruitment		1,927		-	1,927		-	1,927
Student Recruitment / Marketing		5,250		-	5,250		-	5,250
School Meals / Lunch		53,447		-	53,447		-	53,447
Travel (Staff)		-		-	-		-	-
Fundraising		-		-	-		-	-
Other		20,349		-	20,349		-	20,349
TOTAL SCHOOL OPERATIONS	-	234,178	-	-	234,178	-	-	234,178
FACILITY OPERATION & MAINTENANCE								
Insurance		14,694		-	14,694		-	14,694
Janitorial		28,250		-	28,250		-	28,250
Building and Land Rent / Lease / Facility Finance Interest		56,227.71		-	56,228		-	56,228
Repairs & Maintenance		25,171		-	25,171		-	25,171
Equipment / Furniture		8,750		-	8,750		-	8,750
Security		-		-	-		-	-
Utilities		5,758		-	5,758		-	5,758
TOTAL FACILITY OPERATION & MAINTENANCE	-	138,850	-	-	138,850	-	-	138,850
DEPRECIATION & AMORTIZATION				-			-	
RESERVES / CONTINGENCY				-			-	
DEFERRED RENT								

	ROCHESTER PREPARATORY CHARTER SCHOOL 3 Budget / Operating Plan 2018-19							
Total Revenue	-	1,040,244	-	-	1,040,244	-	-	1,040,244
Total Expenses	-	1,061,914	-	-	1,061,914	-	-	1,061,914
Net Income	-	(21,671)	-	-	(21,671)	-	-	(21,671)
Actual Student Enrollment	-	270	-	-	270	-	-	270
	Prior Year Actual 2017-18 Revenue Per Pupil	1st Quarter - 7/1 - 9/30			2nd Quarter - 10/1 - 12/31			3rd Quarter - 1/1 - 3/31
		Original Budget	Revised Budget	Variance	Original Budget	Revised Budget	Variance	Original Budget
TOTAL EXPENSES	-	1,061,914	-	-	1,061,914	-	-	1,061,914
NET INCOME	-	(21,671)	-	-	(21,671)	-	-	(21,671)

	ROCHESTER PREPARATORY CHARTER SCHOOL 3 Budget / Operating Plan 2018-19							
Total Revenue	-	1,040,244	-	-	1,040,244	-	-	1,040,244
Total Expenses	-	1,061,914	-	-	1,061,914	-	-	1,061,914
Net Income	-	(21,671)	-	-	(21,671)	-	-	(21,671)
Actual Student Enrollment	-	270	-	-	270	-	-	270
	Prior Year Actual 2017-18 Revenue Per Pupil	1st Quarter - 7/1 - 9/30			2nd Quarter - 10/1 - 12/31			3rd Quarter - 1/1 - 3/31
		Original Budget	Revised Budget	Variance	Original Budget	Revised Budget	Variance	Original Budget
ENROLLMENT - *School Districts Are Linked To Above Entries* Number of Districts: ROCHESTER CITY SD GREECE CSD GATES-CHILI CSD BRIGHTON CSD RUSH-HENRIETTA CSD CHURCHVILLE-CHILI CSD - - - - - - - - - ALL OTHER School Districts: (Weighted Avg)	-	6	-	-	6	-	-	6
	-	251	-	-	251	-	-	251
	-	3	-	-	3	-	-	3
	-	8	-	-	8	-	-	8
	-	3	-	-	3	-	-	3
	-	3	-	-	3	-	-	3
	-	3	-	-	3	-	-	3
	-	-	-	-	-	-	-	-
	-	-	-	-	-	-	-	-
	-	-	-	-	-	-	-	-
	-	-	-	-	-	-	-	-
	-	-	-	-	-	-	-	-
	-	-	-	-	-	-	-	-
	-	-	-	-	-	-	-	-
	-	-	-	-	-	-	-	-
	-	-	-	-	-	-	-	-
	-	-	-	-	-	-	-	-
	-	-	-	-	-	-	-	-
	-	-	-	-	-	-	-	-
	-	-	-	-	-	-	-	-
	-	270	-	-	270	-	-	270
TOTAL ENROLLMENT	-	270	-	-	270	-	-	270
REVENUE PER PUPIL	-	3,853	-	-	3,853	-	-	3,853
EXPENSES PER PUPIL	-	3,933	-	-	3,933	-	-	3,933

Total Revenue			-	-	1,107,744
Total Expenses			-	-	1,201,133
Net Income			-	-	(93,389)
Actual Student Enrollment			-	-	270
			Quarter - 1/1 - 3/31		4th Quarter - 4/1 - 6/30
			Revised Budget	Variance	Original Budget
					Revised Budget
					Variance
REVENUE			e the 'REVISED' Column(s) COMPLETELY BLANK. ected quarter(s) must be completed on tabs 2, 3 and 4.		
REVENUES FROM STATE SOURCES					
		2018-19			
Per Pupil Revenue		Per Pupil Rate	25.0%	25.0%	25.0%
ROCHESTER CITY SD		13,684	-	-	859,013
GREECE CSD		12,252	-	-	8,270
GATES-CHILI CSD		13,837	-	-	28,020
BRIGHTON CSD		13,931	-	-	9,403
RUSH-HENRIETTA CSD		13,739	-	-	9,274
CHURCHVILLE-CHILI CSD		11,420	-	-	7,709
-		-	-	-	-
-		-	-	-	-
-		-	-	-	-
-		-	-	-	-
-		-	-	-	-
-		-	-	-	-
-		-	-	-	-
-		-	-	-	-
-		-	-	-	-
-		-	-	-	-
ALL OTHER School Districts: (Weighted Avg)		-	-	-	-
TOTAL Per Pupil Revenue (Weighted Average		13,655	-	-	921,689
Per Pupil Funding)					
Special Education Revenue				5,453	
Grants					
Stimulus			-	-	-
DYCD (Department of Youth and Community Development)			-	-	-
Other			-	-	-
NYC DoE Rental Assistance					
Other			-	67,500	-
TOTAL REVENUE FROM STATE SOURCES			-	-	994,642
REVENUE FROM FEDERAL FUNDING					
IDEA Special Needs			-	1,571	-
Title I			-	36,165	-
Title Funding - Other			-	3,619	-
School Food Service (Free Lunch)			-	71,497	-
Grants					

Total Revenue	-	-	1,107,744	-	-
Total Expenses	-	-	1,201,133	-	-
Net Income	-	-	(93,389)	-	-
Actual Student Enrollment	-	-	270	-	-
	Quarter - 1/1 - 3/31		4th Quarter - 4/1 - 6/30		
	Revised Budget	Variance	Original Budget	Revised Budget	Variance
Charter School Program (CSP) Planning & Implementation		-			-
Other		-			-
Other		-			-
TOTAL REVENUE FROM FEDERAL SOURCES	-	-	112,852	-	-
LOCAL and OTHER REVENUE					
Contributions and Donations		-	-		-
Fundraising		-	-		-
Erate Reimbursement		-	-		-
Earnings on Investments		-	-		-
Interest Income		-	-		-
Food Service (Income from meals)		-	-		-
Text Book		-	-		-
OTHER		-	250		-
TOTAL REVENUE FROM LOCAL and OTHER SOURCES	-	-	250	-	-
TOTAL REVENUE	-	-	1,107,744	-	-

Total Revenue			-	-	1,107,744	-	-
Total Expenses			-	-	1,201,133	-	-
Net Income			-	-	(93,389)	-	-
Actual Student Enrollment			-	-	270	-	-
			Quarter - 1/1 - 3/31		4th Quarter - 4/1 - 6/30		
			Revised Budget	Variance	Original Budget	Revised Budget	Variance
EXPENSES							
ADMINISTRATIVE STAFF PERSONNEL COSTS		Avg. No. of Positions					
Executive Management	-			-	24,334		-
Instructional Management	1.00			-	-		-
Deans, Directors & Coordinators	3.00			-	81,644		-
CFO / Director of Finance	-			-	-		-
Operation / Business Manager	-			-	-		-
Administrative Staff	3.78			-	18,750		-
TOTAL ADMINISTRATIVE STAFF	7.78		-	-	124,728	-	-
INSTRUCTIONAL PERSONNEL COSTS							
Teachers - Regular	18.00			-	210,314		-
Teachers - SPED	2.00			-	22,000		-
Substitute Teachers	-			-	-		-
Teaching Assistants	3.00			-	30,000		-
Specialty Teachers	3.00			-	35,565		-
Aides	-			-	-		-
Therapists & Counselors	1.00			-	11,875		-
Other	-			-	15,904		-
TOTAL INSTRUCTIONAL	27.00		-	-	325,657	-	-
NON-INSTRUCTIONAL PERSONNEL COSTS							
Nurse	-			-	-		-
Librarian	-			-	-		-
Custodian	-			-	-		-
Security	-			-	-		-
Other	-			-	11,250		-
TOTAL NON-INSTRUCTIONAL	-		-	-	11,250	-	-
SUBTOTAL PERSONNEL SERVICE COSTS		34.78	-	-	461,635	-	-
PAYROLL TAXES AND BENEFITS							
Payroll Taxes				-	42,020		-
Fringe / Employee Benefits				-	74,234		-

Total Revenue		-	-	1,107,744	- -
Total Expenses		-	-	1,201,133	- -
Net Income		-	-	(93,389)	- -
Actual Student Enrollment		-	-	270	- -
		Quarter - 1/1 - 3/31		4th Quarter - 4/1 - 6/30	
		Revised Budget	Variance	Original Budget	Revised Budget Variance
Retirement / Pension			-	-	-
TOTAL PAYROLL TAXES AND BENEFITS		-	-	116,254	- -
TOTAL PERSONNEL SERVICE COSTS		-	-	577,889	- -
CONTRACTED SERVICES					
Accounting / Audit			-	1,650	-
Legal			-	1,716	-
Management Company Fee			-	99,426	-
Nurse Services			-	-	-
Food Service / School Lunch			-	-	-
Payroll Services			-	3,260	-
Special Ed Services			-	250	-
Titlement Services (i.e. Title I)			-	-	-
Other Purchased / Professional / Consulting			-	4,695	-
TOTAL CONTRACTED SERVICES		-	-	110,997	- -

Total Revenue	-	-	1,107,744	-	-
Total Expenses	-	-	1,201,133	-	-
Net Income	-	-	(93,389)	-	-
Actual Student Enrollment	-	-	270	-	-
	Quarter - 1/1 - 3/31		4th Quarter - 4/1 - 6/30		
	Revised Budget	Variance	Original Budget	Revised Budget	Variance
SCHOOL OPERATIONS					
Board Expenses		-	125		-
Classroom / Teaching Supplies & Materials		-	16,250		-
Special Ed Supplies & Materials		-	-		-
Textbooks / Workbooks		-	4,850		-
Supplies & Materials other		-	-		-
Equipment / Furniture		-	13,875		-
Telephone		-	10,925		-
Technology		-	52,363		-
Student Testing & Assessment		-	1,675		-
Field Trips		-	6,250		-
Transportation (student)		-	8,750		-
Student Services - other		-	750		-
Office Expense		-	10,500		-
Staff Development		-	26,893		-
Staff Recruitment		-	1,927		-
Student Recruitment / Marketing		-	5,250		-
School Meals / Lunch		-	53,447		-
Travel (Staff)		-	-		-
Fundraising		-	-		-
Other		-	20,349		-
TOTAL SCHOOL OPERATIONS	-	-	234,178	-	-
FACILITY OPERATION & MAINTENANCE					
Insurance		-	14,694		-
Janitorial		-	28,250		-
Building and Land Rent / Lease / Facility Finance Interest		-	56,228		-
Repairs & Maintenance		-	25,171		-
Equipment / Furniture		-	8,750		-
Security		-	-		-
Utilities		-	5,758		-
TOTAL FACILITY OPERATION & MAINTENANCE	-	-	138,850	-	-
DEPRECIATION & AMORTIZATION		-	139,218		-
RESERVES / CONTINGENCY		-			-
DEFERRED RENT		-			-

Total Revenue	-	-	1,107,744	-	-	
Total Expenses	-	-	1,201,133	-	-	
Net Income	-	-	(93,389)	-	-	
Actual Student Enrollment	-	-	270	-	-	
	Quarter - 1/1 - 3/31		4th Quarter - 4/1 - 6/30			
	Revised Budget	Variance	Original Budget	Revised Budget	Variance	
TOTAL EXPENSES	-	-	<u>1,201,133</u>	-	-	
NET INCOME						
	-	-	<u>(93,389)</u>	-	-	

Total Revenue	-	-	1,107,744	-	-
Total Expenses	Quarter - 1/1 - 3/31	-	1,201,133	-	-
Net Income	-	-	(93,389)	-	-
Actual Student Enrollment	-	-	270	-	-
	Quarter - 1/1 - 3/31		4th Quarter - 4/1 - 6/30		
	Revised Budget	Variance	Original Budget	Revised Budget	Variance
ENROLLMENT - *School Districts Are Linked To Above Entries*					
Number of Districts:	-	-	6	-	-
ROCHESTER CITY SD	-	-	251	-	-
GREECE CSD	-	-	3	-	-
GATES-CHILI CSD	-	-	8	-	-
BRIGHTON CSD	-	-	3	-	-
RUSH-HENRIETTA CSD	-	-	3	-	-
CHURCHVILLE-CHILI CSD	-	-	3	-	-
-	-	-	-	-	-
-	-	-	-	-	-
-	-	-	-	-	-
-	-	-	-	-	-
-	-	-	-	-	-
-	-	-	-	-	-
-	-	-	-	-	-
-	-	-	-	-	-
-	-	-	-	-	-
ALL OTHER School Districts: (Weighted Avg)	-	-	-	-	-
TOTAL ENROLLMENT	-	-	270	-	-
REVENUE PER PUPIL	-	-	4,103	-	-
EXPENSES PER PUPIL	-	-	4,449	-	-

ROCHESTER PREPARATORY CHARTER SCHOOL 3
Budget / Operating Plan

2018-19

Total Revenue	4,228,476	4,228,476	-	4,228,476	4,228,476
Total Expenses	4,386,876	4,386,876	-	(4,386,876)	(4,386,876)
Net Income	(158,400)	(158,400)	-	(158,400)	(158,400)
Actual Student Enrollment					

Total Year			VARIANCE	
Original Budget	Revised Budget	Variance	Original Budget vs. PY Budget	Revised Budget vs. PY Budget

DESCRIPTION OF ASSUMPTIONS

REVENUE

REVENUES FROM STATE SOURCES

2018-19

Per Pupil Revenue

Per Pupil Rate

ROCHESTER CITY SD	13,684	3,436,052	3,436,052	-	3,436,052	3,436,052
GREECE CSD	12,252	33,080	33,080	-	33,080	33,080
GATES-CHILI CSD	13,837	112,080	112,080	-	112,080	112,080
BRIGHTON CSD	13,931	37,614	37,614	-	37,614	37,614
RUSH-HENRIETTA CSD	13,739	37,095	37,095	-	37,095	37,095
CHURCHVILLE-CHILI CSD	11,420	30,834	30,834	-	30,834	30,834
-	-	-	-	-	-	-
-	-	-	-	-	-	-
-	-	-	-	-	-	-
-	-	-	-	-	-	-
-	-	-	-	-	-	-
-	-	-	-	-	-	-
-	-	-	-	-	-	-
-	-	-	-	-	-	-
-	-	-	-	-	-	-
-	-	-	-	-	-	-
ALL OTHER School Districts: (Weighted Avg)	-	-	-	-	-	-
TOTAL Per Pupil Revenue (Weighted Average Per Pupil Funding)	13,655	3,686,756	3,686,756	-	3,686,756	3,686,756
Special Education Revenue		21,813	21,813	-	21,813	21,813
Grants						
Stimulus		-	-	-	-	-
DYCD (Department of Youth and Community Development)		-	-	-	-	-
Other		-	-	-	-	-
NYC DoE Rental Assistance		-	-	-	-	-
Other		67,500	67,500	-	67,500	67,500
TOTAL REVENUE FROM STATE SOURCES		3,776,069	3,776,069	-	3,776,069	3,776,069

REVENUE FROM FEDERAL FUNDING

IDEA Special Needs	6,282	6,282	-	6,282	6,282
Title I	144,661	144,661	-	144,661	144,661
Title Funding - Other	14,475	14,475	-	14,475	14,475
School Food Service (Free Lunch)	285,989	285,989	-	285,989	285,989
Grants					

ROCHESTER PREPARATORY CHARTER SCHOOL 3					
Budget / Operating Plan					
2018-19					
Total Revenue	4,228,476	4,228,476	-	4,228,476	4,228,476
Total Expenses	4,386,876	4,386,876	-	(4,386,876)	(4,386,876)
Net Income	(158,400)	(158,400)	-	(158,400)	(158,400)
Actual Student Enrollment					
	Total Year			VARIANCE	
	Original Budget	Revised Budget	Variance	Original Budget vs. PY Budget	Revised Budget vs. PY Budget
Charter School Program (CSP) Planning & Implementation	-	-	-	-	-
Other	-	-	-	-	-
Other	-	-	-	-	-
TOTAL REVENUE FROM FEDERAL SOURCES	451,407	451,407	-	451,407	451,407
LOCAL and OTHER REVENUE					
Contributions and Donations	-	-	-	-	-
Fundraising	-	-	-	-	-
Erate Reimbursement	-	-	-	-	-
Earnings on Investments	-	-	-	-	-
Interest Income	-	-	-	-	-
Food Service (Income from meals)	-	-	-	-	-
Text Book	-	-	-	-	-
OTHER	1,000	1,000	-	1,000	1,000
TOTAL REVENUE FROM LOCAL and OTHER SOURCES	1,000	1,000	-	1,000	1,000
TOTAL REVENUE	4,228,476	4,228,476	-	4,228,476	4,228,476

DESCRIPTION OF ASSUMPTIONS

ROCHESTER PREPARATORY CHARTER SCHOOL 3
Budget / Operating Plan

2018-19

Total Revenue	4,228,476	4,228,476	-	4,228,476	4,228,476
Total Expenses	4,386,876	4,386,876	-	(4,386,876)	(4,386,876)
Net Income	(158,400)	(158,400)	-	(158,400)	(158,400)
Actual Student Enrollment					

Total Year			VARIANCE	
Original Budget	Revised Budget	Variance	Original Budget vs. PY Budget	Revised Budget vs. PY Budget

DESCRIPTION OF ASSUMPTIONS

EXPENSES

ADMINISTRATIVE STAFF PERSONNEL COSTS

Avg. No.
of Positions

Executive Management	-	97,335	97,335	-	(97,335)	(97,335)
Instructional Management	1.00	-	-	-	-	-
Deans, Directors & Coordinators	3.00	326,577	326,577	-	(326,577)	(326,577)
CFO / Director of Finance	-	-	-	-	-	-
Operation / Business Manager	-	-	-	-	-	-
Administrative Staff	3.78	75,000	75,000	-	(75,000)	(75,000)
TOTAL ADMINISTRATIVE STAFF	7.78	498,912	498,912	-	(498,912)	(498,912)

INSTRUCTIONAL PERSONNEL COSTS

Teachers - Regular	18.00	841,255	841,255	-	(841,255)	(841,255)
Teachers - SPED	2.00	88,000	88,000	-	(88,000)	(88,000)
Substitute Teachers	-	-	-	-	-	-
Teaching Assistants	3.00	120,000	120,000	-	(120,000)	(120,000)
Specialty Teachers	3.00	142,259	142,259	-	(142,259)	(142,259)
Aides	-	-	-	-	-	-
Therapists & Counselors	1.00	47,500	47,500	-	(47,500)	(47,500)
Other	-	63,614	63,614	-	(63,614)	(63,614)
TOTAL INSTRUCTIONAL	27.00	1,302,628	1,302,628	-	(1,302,628)	(1,302,628)

NON-INSTRUCTIONAL PERSONNEL COSTS

Nurse	-	-	-	-	-	-
Librarian	-	-	-	-	-	-
Custodian	-	-	-	-	-	-
Security	-	-	-	-	-	-
Other	-	45,000	45,000	-	(45,000)	(45,000)
TOTAL NON-INSTRUCTIONAL	-	45,000	45,000	-	(45,000)	(45,000)

SUBTOTAL PERSONNEL SERVICE COSTS

34.78

1,846,540	1,846,540	-	(1,846,540)	(1,846,540)
-----------	-----------	---	-------------	-------------

PAYROLL TAXES AND BENEFITS

Payroll Taxes	168,081	168,081	-	(168,081)	(168,081)
Fringe / Employee Benefits	296,936	296,936	-	(296,936)	(296,936)

		ROCHESTER PREPARATORY CHARTER SCHOOL 3					DESCRIPTION OF ASSUMPTIONS
		Budget / Operating Plan				2018-19	
Total Revenue		4,228,476	4,228,476	-	4,228,476	4,228,476	
Total Expenses		4,386,876	4,386,876	-	(4,386,876)	(4,386,876)	
Net Income		(158,400)	(158,400)	-	(158,400)	(158,400)	
Actual Student Enrollment							
		Total Year			VARIANCE		
		Original Budget	Revised Budget	Variance	Original Budget vs. PY Budget	Revised Budget vs. PY Budget	
Retirement / Pension		-	-	-	-	-	
TOTAL PAYROLL TAXES AND BENEFITS		465,016	465,016	-	(465,016)	(465,016)	
TOTAL PERSONNEL SERVICE COSTS		2,311,556	2,311,556	-	(2,311,556)	(2,311,556)	
CONTRACTED SERVICES							
Accounting / Audit		6,601	6,601	-	(6,601)	(6,601)	
Legal		6,862	6,862	-	(6,862)	(6,862)	
Management Company Fee		397,704	397,704	-	(397,704)	(397,704)	
Nurse Services		-	-	-	-	-	
Food Service / School Lunch		-	-	-	-	-	
Payroll Services		13,042	13,042	-	(13,042)	(13,042)	
Special Ed Services		1,000	1,000	-	(1,000)	(1,000)	
Titlement Services (i.e. Title I)		-	-	-	-	-	
Other Purchased / Professional / Consulting		18,780	18,780	-	(18,780)	(18,780)	
TOTAL CONTRACTED SERVICES		443,989	443,989	-	(443,989)	(443,989)	

ROCHESTER PREPARATORY CHARTER SCHOOL 3
Budget / Operating Plan

2018-19

Total Revenue	4,228,476	4,228,476	-	4,228,476	4,228,476
Total Expenses	4,386,876	4,386,876	-	(4,386,876)	(4,386,876)
Net Income	(158,400)	(158,400)	-	(158,400)	(158,400)
Actual Student Enrollment					

	Total Year			VARIANCE	
	Original Budget	Revised Budget	Variance	Original Budget vs. PY Budget	Revised Budget vs. PY Budget

DESCRIPTION OF ASSUMPTIONS

SCHOOL OPERATIONS

Board Expenses	500	500	-	(500)	(500)
Classroom / Teaching Supplies & Materials	65,000	65,000	-	(65,000)	(65,000)
Special Ed Supplies & Materials	-	-	-	-	-
Textbooks / Workbooks	19,400	19,400	-	(19,400)	(19,400)
Supplies & Materials other	-	-	-	-	-
Equipment / Furniture	55,500	55,500	-	(55,500)	(55,500)
Telephone	43,698	43,698	-	(43,698)	(43,698)
Technology	209,453	209,453	-	(209,453)	(209,453)
Student Testing & Assessment	6,700	6,700	-	(6,700)	(6,700)
Field Trips	25,000	25,000	-	(25,000)	(25,000)
Transportation (student)	35,000	35,000	-	(35,000)	(35,000)
Student Services - other	3,000	3,000	-	(3,000)	(3,000)
Office Expense	42,000	42,000	-	(42,000)	(42,000)
Staff Development	107,572	107,572	-	(107,572)	(107,572)
Staff Recruitment	7,708	7,708	-	(7,708)	(7,708)
Student Recruitment / Marketing	21,000	21,000	-	(21,000)	(21,000)
School Meals / Lunch	213,786	213,786	-	(213,786)	(213,786)
Travel (Staff)	-	-	-	-	-
Fundraising	-	-	-	-	-
Other	81,394	81,394	-	(81,394)	(81,394)
TOTAL SCHOOL OPERATIONS	936,711	936,711	-	(936,711)	(936,711)

FACILITY OPERATION & MAINTENANCE

Insurance	58,776	58,776	-	(58,776)	(58,776)
Janitorial	113,000	113,000	-	(113,000)	(113,000)
Building and Land Rent / Lease / Facility Finance Interest	224,911	224,911	-	(224,911)	(224,911)
Repairs & Maintenance	100,685	100,685	-	(100,685)	(100,685)
Equipment / Furniture	35,000	35,000	-	(35,000)	(35,000)
Security	-	-	-	-	-
Utilities	23,030	23,030	-	(23,030)	(23,030)
TOTAL FACILITY OPERATION & MAINTENANCE	555,402	555,402	-	(555,402)	(555,402)

DEPRECIATION & AMORTIZATION

RESERVES / CONTINGENCY

DEFERRED RENT

139,218	139,218	-	(139,218)	(139,218)
-	-	-	-	-

ROCHESTER PREPARATORY CHARTER SCHOOL 3
Budget / Operating Plan

2018-19

Total Revenue	4,228,476	4,228,476	-	4,228,476	4,228,476
Total Expenses	4,386,876	4,386,876	-	(4,386,876)	(4,386,876)
Net Income	(158,400)	(158,400)	-	(158,400)	(158,400)
Actual Student Enrollment					

Total Year

VARIANCE

	Original Budget	Revised Budget	Variance	Original Budget vs. PY Budget	Revised Budget vs. PY Budget
TOTAL EXPENSES	<u>4,386,876</u>	<u>4,386,876</u>	<u>-</u>	<u>(4,386,876)</u>	<u>(4,386,876)</u>
NET INCOME	<u>(158,400)</u>	<u>(158,400)</u>	<u>-</u>	<u>(158,400)</u>	<u>(158,400)</u>

DESCRIPTION OF ASSUMPTIONS

		ROCHESTER PREPARATORY CHARTER SCHOOL 3					DESCRIPTION OF ASSUMPTIONS
		Budget / Operating Plan				2018-19	
Total Revenue		4,228,476	4,228,476	-	4,228,476	4,228,476	
Total Expenses		4,386,876	4,386,876	-	(4,386,876)	(4,386,876)	
Net Income		(158,400)	(158,400)	-	(158,400)	(158,400)	
Actual Student Enrollment							
		Total Year			VARIANCE		DESCRIPTION OF ASSUMPTIONS
		Original Budget	Revised Budget	Variance	Original Budget vs. PY Budget	Revised Budget vs. PY Budget	
ENROLLMENT - *School Districts Are Linked To Above Entries*							
Number of Districts:							
ROCHESTER CITY SD							
GREECE CSD							
GATES-CHILI CSD							
BRIGHTON CSD							
RUSH-HENRIETTA CSD							
CHURCHVILLE-CHILI CSD							
-							
-							
-							
-							
-							
-							
-							
ALL OTHER School Districts: (Weighted Avg)							
TOTAL ENROLLMENT							
REVENUE PER PUPIL							
EXPENSES PER PUPIL							

	ROCHESTER PREPARATORY CHARTER SCHOOL 3 Budget / Operating Plan 2018-19							
Total Revenue	-	1,040,244	-	-	1,040,244	-	-	1,040,244
Total Expenses	-	1,061,914	-	-	1,061,914	-	-	1,061,914
Net Income	-	(21,671)	-	-	(21,671)	-	-	(21,671)
Actual Student Enrollment	-	270	-	-	270	-	-	270
	Prior Year Actual 2017-18 Revenue Per Pupil	1st Quarter - 7/1 - 9/30			2nd Quarter - 10/1 - 12/31			3rd Quarter - 1/1 - 3/31
		Original Budget	Revised Budget	Variance	Original Budget	Revised Budget	Variance	Original Budget
CASH FLOW ADJUSTMENTS								
OPERATING ACTIVITIES {enter descriptions below}								
Example - Add Back Depreciation	-	-	-	-	-	-	-	-
Other	-	-	-	-	-	-	-	-
Total Operating Activities	-	-	-	-	-	-	-	-
INVESTMENT ACTIVITIES {enter descriptions below}								
Example - Subtract Property and Equipment Expenditures	-	-	-	-	-	-	-	-
Other	-	-	-	-	-	-	-	-
Total Investment Activities	-	-	-	-	-	-	-	-
FINANCING ACTIVITIES {enter descriptions below}								
Example - Add Expected Proceeds from a Loan or Line of Credit	-	-	-	-	-	-	-	-
Other	-	-	-	-	-	-	-	-
Total Financing Activities	-	-	-	-	-	-	-	-
Total Cash Flow Adjustments	-	-	-	-	-	-	-	-
NET INCOME	-	(21,671)	-	-	(21,671)	-	-	(21,671)
Beginning Cash Balance	-	-	-	-	(21,671)	-	-	(43,341)
ENDING CASH BALANCE	-	(21,671)	-	-	(43,341)	-	-	(65,012)

Total Revenue	-	-	1,107,744	-	-
Total Expenses	-	-	1,201,133	-	-
Net Income	-	-	(93,389)	-	-
Actual Student Enrollment	-	-	270	-	-
	Quarter - 1/1 - 3/31		4th Quarter - 4/1 - 6/30		
	Revised Budget	Variance	Original Budget	Revised Budget	Variance
CASH FLOW ADJUSTMENTS					
OPERATING ACTIVITIES {enter descriptions below}					
Example - Add Back Depreciation	-	-	-	-	-
Other	-	-	-	-	-
Total Operating Activities	-	-	-	-	-
INVESTMENT ACTIVITIES {enter descriptions below}					
Example - Subtract Property and Equipment Expenditures	-	-	-	-	-
Other	-	-	-	-	-
Total Investment Activities	-	-	-	-	-
FINANCING ACTIVITIES {enter descriptions below}					
Example - Add Expected Proceeds from a Loan or Line of Credit	-	-	-	-	-
Other	-	-	-	-	-
Total Financing Activities	-	-	-	-	-
Total Cash Flow Adjustments	-	-	-	-	-
NET INCOME	-	-	(93,389)	-	-
Beginning Cash Balance	-	-	(65,012)	-	-
ENDING CASH BALANCE	-	-	(158,400)	-	-

		ROCHESTER PREPARATORY CHARTER SCHOOL 3					DESCRIPTION OF ASSUMPTIONS
		Budget / Operating Plan				2018-19	
Total Revenue		4,228,476	4,228,476	-	4,228,476	4,228,476	
Total Expenses		4,386,876	4,386,876	-	(4,386,876)	(4,386,876)	
Net Income		(158,400)	(158,400)	-	(158,400)	(158,400)	
Actual Student Enrollment							
		Total Year			VARIANCE		
		Original Budget	Revised Budget	Variance	Original Budget vs. PY Budget	Revised Budget vs. PY Budget	
CASH FLOW ADJUSTMENTS							
OPERATING ACTIVITIES {enter descriptions below}							
Example - Add Back Depreciation		-	-	-	-	-	
Other		-	-	-	-	-	
Total Operating Activities		-	-	-	-	-	
INVESTMENT ACTIVITIES {enter descriptions below}							
Example - Subtract Property and Equipment Expenditures		-	-	-	-	-	
Other		-	-	-	-	-	
Total Investment Activities		-	-	-	-	-	
FINANCING ACTIVITIES {enter descriptions below}							
Example - Add Expected Proceeds from a Loan or Line of Credit		-	-	-	-	-	
Other		-	-	-	-	-	
Total Financing Activities		-	-	-	-	-	
Total Cash Flow Adjustments		-	-	-	-	-	
NET INCOME		(158,400)	(158,400)	-	(158,400)	(158,400)	
Beginning Cash Balance		-	-	-	-	-	
ENDING CASH BALANCE		(158,400)	(158,400)	-	(158,400)	(158,400)	

ROCHESTER PREPARATORY CHARTER SCHOOL 3

ALANCE SHEET

2018-19

DO NOT ENTER BALANCE SHEET DATA ON THIS TEMPLATE
Balance sheet data should for the Ed Corp:
True North Rochester Preparatory Charter School (Combined)
should be entered on the template for
True North Rochester Preparatory Charter School.

	Prior Year	Q1	Q2	Q3	Q4
	2017-18	As of 9/30	As of 12/31	As of 3/31	As of 6/30
<u>ASSETS</u>					
<u>CURRENT ASSETS</u>					
Cash and cash equivalents	-	-	-	-	-
Grants and contracts receivable	-	-	-	-	-
Accounts receivables	-	-	-	-	-
Prepaid Expenses	-	-	-	-	-
Contributions and other receivables	-	-	-	-	-
TOTAL CURRENT ASSETS	-	-	-	-	-
<u>PROPERTY, BUILDING AND EQUIPMENT, net</u>					
	-	-	-	-	-
<u>OTHER ASSETS</u>					
	-	-	-	-	-
TOTAL ASSETS	-	-	-	-	-
<u>LIABILITIES AND NET ASSETS</u>					
<u>CURRENT LIABILITIES</u>					
Accounts payable and accrued expenses	-	-	-	-	-
Accrued payroll and benefits	-	-	-	-	-
Deferred Revenue	-	-	-	-	-
Current maturities of long-term debt	-	-	-	-	-
Short Term Debt - Bonds, Notes Payable	-	-	-	-	-
Other	-	-	-	-	-
TOTAL CURRENT LIABILITIES	-	-	-	-	-
<u>LONG-TERM DEBT and NOTES PAYABLE, net current maturities</u>					
	-	-	-	-	-
TOTAL LIABILITIES	-	-	-	-	-
<u>NET ASSETS</u>					
Unrestricted	-	-	-	-	-
Temporarily restricted	-	-	-	-	-
TOTAL NET ASSETS	-	-	-	-	-
TOTAL LIABILITIES AND NET ASSETS	-	-	-	-	-

ROCHESTER PREPARATORY CHARTER SCHOOL
Budget / Operating Plan

2018-19				
Total Revenue	-	1,040,244	-	-
Total Expenses	-	1,061,914	-	-
Net Income	-	(21,671)	-	-
Actual Student Enrollment	-	270	-	-

*NOTE: Enrollment, Revenue and Expenditure Data IN the 'Total and Variance Analysis' Section is Based on LAST ACTUAL Quarter Completed	1st Quarter - 7/1 - 9/30			2nd Quarter - 10/1 - 12/31			3rd Quarter - 10/1 - 12/31
	Actual	Current Budget	Variance	Actual	Current Budget	Variance	Actual

REVENUE							
REVENUES FROM STATE SOURCES							
Per Pupil Revenue		2018-19					
		Per Pupil Rate					
ROCHESTER CITY SD		13,684		859,013	-		
GREECE CSD		12,252		8,270	-		
GATES-CHILI CSD		13,837		28,020	-		
BRIGHTON CSD		13,931		9,403	-		
RUSH-HENRIETTA CSD		13,739		9,274	-		
CHURCHVILLE-CHILI CSD		11,420		7,709	-		
-		-		-	-		
-		-		-	-		
-		-		-	-		
-		-		-	-		
-		-		-	-		
-		-		-	-		
-		-		-	-		
-		-		-	-		
-		-		-	-		
-		-		-	-		
ALL OTHER School Districts: (Count = 0)		-		-	-		
TOTAL Per Pupil Revenue (Weighted Average Per Pupil Funding)		13,655	-	921,689	-	-	921,689
Special Education Revenue				5,453	-		5,453
Grants							
Stimulus				-	-		-
DYCD (Department of Youth and Community Development)				-	-		-
Other				-	-		-
NYC DoE Rental Assistance				-	-		-
Other				-	-		-
TOTAL REVENUE FROM STATE SOURCES			-	927,142	-	-	927,142
REVENUE FROM FEDERAL FUNDING							
IDEA Special Needs				1,571	-		1,571
Title I				36,165	-		36,165
Title Funding - Other				3,619	-		3,619
School Food Service (Free Lunch)				71,497	-		71,497
Grants							
Charter School Program (CSP) Planning & Implementation				-	-		-
Other				-	-		-

2018-19

Total Revenue	-	1,040,244	-	-	1,040,244	-	-
Total Expenses	-	1,061,914	-	-	1,061,914	-	-
Net Income	-	(21,671)	-	-	(21,671)	-	-
Actual Student Enrollment	-	270	-	-	270	-	-
*NOTE: Enrollment, Revenue and Expenditure Data IN the 'Total and Variance Analysis' Section is Based on LAST ACTUAL Quarter Completed	1st Quarter - 7/1 - 9/30			2nd Quarter - 10/1 - 12/31			3rd Quarter
	Actual	Current Budget	Variance	Actual	Current Budget	Variance	Actual
Other		-	-		-	-	
TOTAL REVENUE FROM FEDERAL SOURCES	-	112,852	-	-	112,852	-	-
LOCAL and OTHER REVENUE							
Contributions and Donations		-	-		-	-	
Fundraising		-	-		-	-	
Erate Reimbursement		-	-		-	-	
Earnings on Investments		-	-		-	-	
Interest Income		-	-		-	-	
Food Service (Income from meals)		-	-		-	-	
Text Book		-	-		-	-	
OTHER		250	-		250	-	
TOTAL REVENUE FROM LOCAL and OTHER SOURCES	-	250	-	-	250	-	-
TOTAL REVENUE	-	1,040,244	-	-	1,040,244	-	-

ROCHESTER PREPARATORY CHAR

Budget / Operating Plan

2018-19

Total Revenue	- 1,040,244	-	- 1,040,244	-	-
Total Expenses	- 1,061,914	-	- 1,061,914	-	-
Net Income	- (21,671)	-	- (21,671)	-	-
Actual Student Enrollment	- 270	-	- 270	-	-

	1st Quarter - 7/1 - 9/30			2nd Quarter - 10/1 - 12/31			3rd Quarter
	Actual	Current Budget	Variance	Actual	Current Budget	Variance	Actual

***NOTE: Enrollment, Revenue and Expenditure Data IN the 'Total and Variance Analysis' Section is Based on LAST ACTUAL Quarter Completed**

EXPENSES

ADMINISTRATIVE STAFF PERSONNEL COSTS

	Quarter 0 No. of Positions						
Executive Management	-	24,334	-	24,334	-		
Instructional Management	-	-	-	-	-		
Deans, Directors & Coordinators	-	81,644	-	81,644	-		
CFO / Director of Finance	-	-	-	-	-		
Operation / Business Manager	-	-	-	-	-		
Administrative Staff	-	18,750	-	18,750	-		
TOTAL ADMINISTRATIVE STAFF	-	- 124,728	-	- 124,728	-		

INSTRUCTIONAL PERSONNEL COSTS

Teachers - Regular	-	210,314	-	210,314	-		
Teachers - SPED	-	22,000	-	22,000	-		
Substitute Teachers	-	-	-	-	-		
Teaching Assistants	-	30,000	-	30,000	-		
Specialty Teachers	-	35,565	-	35,565	-		
Aides	-	-	-	-	-		
Therapists & Counselors	-	11,875	-	11,875	-		
Other	-	15,904	-	15,904	-		
TOTAL INSTRUCTIONAL	-	- 325,657	-	- 325,657	-		

NON-INSTRUCTIONAL PERSONNEL COSTS

Nurse	-	-	-	-	-		
Librarian	-	-	-	-	-		
Custodian	-	-	-	-	-		
Security	-	-	-	-	-		
Other	-	11,250	-	11,250	-		
TOTAL NON-INSTRUCTIONAL	-	- 11,250	-	- 11,250	-		

SUBTOTAL PERSONNEL SERVICE COSTS

	-	- 461,635	-	- 461,635	-		
--	---	-----------	---	-----------	---	--	--

PAYROLL TAXES AND BENEFITS

Payroll Taxes		42,020	-	42,020	-		
Fringe / Employee Benefits		74,234	-	74,234	-		
Retirement / Pension		-	-	-	-		
TOTAL PAYROLL TAXES AND BENEFITS		- 116,254	-	- 116,254	-		

TOTAL PERSONNEL SERVICE COSTS

	-	- 577,889	-	- 577,889	-		
--	---	-----------	---	-----------	---	--	--

2018-19

Total Revenue	-	1,040,244	-	-	1,040,244	-	-
Total Expenses	-	1,061,914	-	-	1,061,914	-	-
Net Income	-	(21,671)	-	-	(21,671)	-	-
Actual Student Enrollment	-	270	-	-	270	-	-

*NOTE: Enrollment, Revenue and Expenditure Data IN the 'Total and Variance Analysis' Section is Based on LAST ACTUAL Quarter Completed	1st Quarter - 7/1 - 9/30			2nd Quarter - 10/1 - 12/31			3rd Quarter
	Actual	Current Budget	Variance	Actual	Current Budget	Variance	Actual
CONTRACTED SERVICES							
Accounting / Audit		1,650	-		1,650	-	
Legal		1,716	-		1,716	-	
Management Company Fee		99,426	-		99,426	-	
Nurse Services		-	-		-	-	
Food Service / School Lunch		-	-		-	-	
Payroll Services		3,260	-		3,260	-	
Special Ed Services		250	-		250	-	
Titlement Services (i.e. Title I)		-	-		-	-	
Other Purchased / Professional / Consulting		4,695	-		4,695	-	
TOTAL CONTRACTED SERVICES	-	110,997	-	-	110,997	-	-

ROCHESTER PREPARATORY CHAR

Budget / Operating Plan

2018-19

Total Revenue	- 1,040,244	-	- 1,040,244	-	-
Total Expenses	- 1,061,914	-	- 1,061,914	-	-
Net Income	- (21,671)	-	- (21,671)	-	-
Actual Student Enrollment	- 270	-	- 270	-	-

	1st Quarter - 7/1 - 9/30			2nd Quarter - 10/1 - 12/31			3rd Quarter
	Actual	Current Budget	Variance	Actual	Current Budget	Variance	Actual

***NOTE: Enrollment, Revenue and Expenditure Data IN the 'Total and Variance Analysis' Section is Based on LAST ACTUAL Quarter Completed**

SCHOOL OPERATIONS

Board Expenses	125	-		125	-	
Classroom / Teaching Supplies & Materials	16,250	-		16,250	-	
Special Ed Supplies & Materials	-	-		-	-	
Textbooks / Workbooks	4,850	-		4,850	-	
Supplies & Materials other	-	-		-	-	
Equipment / Furniture	13,875	-		13,875	-	
Telephone	10,925	-		10,925	-	
Technology	52,363	-		52,363	-	
Student Testing & Assessment	1,675	-		1,675	-	
Field Trips	6,250	-		6,250	-	
Transportation (student)	8,750	-		8,750	-	
Student Services - other	750	-		750	-	
Office Expense	10,500	-		10,500	-	
Staff Development	26,893	-		26,893	-	
Staff Recruitment	1,927	-		1,927	-	
Student Recruitment / Marketing	5,250	-		5,250	-	
School Meals / Lunch	53,447	-		53,447	-	
Travel (Staff)	-	-		-	-	
Fundraising	-	-		-	-	
Other	20,349	-		20,349	-	
TOTAL SCHOOL OPERATIONS	- 234,178	-		- 234,178	-	

FACILITY OPERATION & MAINTENANCE

Insurance	14,694	-		14,694	-	
Janitorial	28,250	-		28,250	-	
Building and Land Rent / Lease / Facility Finance Interest	56,228	-		56,228	-	
Repairs & Maintenance	25,171	-		25,171	-	
Equipment / Furniture	8,750	-		8,750	-	
Security	-	-		-	-	
Utilities	5,758	-		5,758	-	
TOTAL FACILITY OPERATION & MAINTENANCE	- 138,850	-		- 138,850	-	

DEPRECIATION & AMORTIZATION

RESERVES / CONTINGENCY

DEFERRED RENT

	-	-		-	-	
	-	-		-	-	

2018-19							
Total Revenue	-	1,040,244	-	-	1,040,244	-	-
Total Expenses	-	1,061,914	-	-	1,061,914	-	-
Net Income	-	(21,671)	-	-	(21,671)	-	-
Actual Student Enrollment	-	270	-	-	270	-	-
*NOTE: Enrollment, Revenue and Expenditure Data IN the 'Total and Variance Analysis' Section is Based on LAST ACTUAL Quarter Completed	1st Quarter - 7/1 - 9/30			2nd Quarter - 10/1 - 12/31			3rd Quarter
	Actual	Current Budget	Variance	Actual	Current Budget	Variance	Actual
	-	1,061,914	-	-	1,061,914	-	-
TOTAL EXPENSES	-	1,061,914	-	-	1,061,914	-	-
NET INCOME	-	(21,671)	-	-	(21,671)	-	-

2018-19

2018-19

1st Quarter - 7/1 - 9/30

3rd C

Actual	Current Budget	Variance
--------	----------------	----------

ROCHESTER CITY SD
GREECE CSD
GATES-CHILI CSD
BRIGHTON CSD
RUSH-HENRIETTA CSD
CHURCHVILLE-CHILI CSD

ALL OTHER School Districts: (Count = 0)

EXPENSES PER PUPIL

n

<p>*NOTE: Enrollment, Revenue and Expenditure Data IN the 'Total and Variance Analysis' Section is Based on LAST ACTUAL Quarter Completed</p>					
<p>Quarter - 1/1 - 3/31</p>			<p>4th Quarter - 4/1 - 6/30</p>		
	<p>Current Budget</p>	<p>Variance</p>	<p>Actual</p>	<p>Current Budget</p>	<p>Variance</p>

2018-19
Per Pupil Rate

IDEA Special Needs	1,571	-		1,571	-
Title I	36,165	-		36,165	-
Title Funding - Other	3,619	-		3,619	-
School Food Service (Free Lunch)	71,497	-		71,497	-
Grants					
Charter School Program (CSP) Planning & Implementation	-	-		-	-
Other	-	-		-	-

TER SCHOOL 3 n					
Total Revenue	1,040,244	-	-	1,107,744	-
Total Expenses	1,061,914	-	-	1,201,133	-
Net Income	(21,671)	-	-	(93,389)	-
Actual Student Enrollment	270	-	-	270	-
		Quarter - 1/1 - 3/31		4th Quarter - 4/1 - 6/30	
*NOTE: Enrollment, Revenue and Expenditure Data IN the 'Total and Variance Analysis' Section is Based on LAST ACTUAL Quarter Completed					
		Current Budget	Variance	Actual	Current Budget Variance
Other		-	-		- -
TOTAL REVENUE FROM FEDERAL SOURCES		112,852	-	-	112,852 -
LOCAL and OTHER REVENUE					
Contributions and Donations		-	-		- -
Fundraising		-	-		- -
Erate Reimbursement		-	-		- -
Earnings on Investments		-	-		- -
Interest Income		-	-		- -
Food Service (Income from meals)		-	-		- -
Text Book		-	-		- -
OTHER		250	-		250 -
TOTAL REVENUE FROM LOCAL and OTHER SOURCES		250	-	-	250 -
TOTAL REVENUE		1,040,244	-	-	1,107,744 -

TER SCHOOL 3

n

Total Revenue	1,040,244	-	-	1,107,744	-
Total Expenses	1,061,914	-	-	1,201,133	-
Net Income	(21,671)	-	-	(93,389)	-
Actual Student Enrollment	270	-	-	270	-

*NOTE: Enrollment, Revenue and Expenditure Data IN the 'Total and Variance Analysis' Section is Based on LAST ACTUAL Quarter Completed	Quarter - 1/1 - 3/31		4th Quarter - 4/1 - 6/30		
	Current Budget	Variance	Actual	Current Budget	Variance

EXPENSES

ADMINISTRATIVE STAFF PERSONNEL COSTS

Executive Management
Instructional Management
Deans, Directors & Coordinators
CFO / Director of Finance
Operation / Business Manager
Administrative Staff

TOTAL ADMINISTRATIVE STAFF

INSTRUCTIONAL PERSONNEL COSTS

Teachers - Regular
Teachers - SPED
Substitute Teachers
Teaching Assistants
Specialty Teachers
Aides
Therapists & Counselors
Other

TOTAL INSTRUCTIONAL

NON-INSTRUCTIONAL PERSONNEL COSTS

Nurse
Librarian
Custodian
Security
Other

TOTAL NON-INSTRUCTIONAL

SUBTOTAL PERSONNEL SERVICE COSTS

PAYROLL TAXES AND BENEFITS

Payroll Taxes
Fringe / Employee Benefits
Retirement / Pension

TOTAL PAYROLL TAXES AND BENEFITS

TOTAL PERSONNEL SERVICE COSTS

Quarter 0
No. of Positions

-	24,334	-	-	24,334	-
-	-	-	-	-	-
-	81,644	-	-	81,644	-
-	-	-	-	-	-
-	-	-	-	-	-
-	18,750	-	-	18,750	-
-	124,728	-	-	124,728	-
-	210,314	-	-	210,314	-
-	22,000	-	-	22,000	-
-	-	-	-	-	-
-	30,000	-	-	30,000	-
-	35,565	-	-	35,565	-
-	-	-	-	-	-
-	11,875	-	-	11,875	-
-	15,904	-	-	15,904	-
-	325,657	-	-	325,657	-
-	-	-	-	-	-
-	-	-	-	-	-
-	-	-	-	-	-
-	-	-	-	-	-
-	11,250	-	-	11,250	-
-	11,250	-	-	11,250	-
-	461,635	-	-	461,635	-
-	42,020	-	-	42,020	-
-	74,234	-	-	74,234	-
-	-	-	-	-	-
-	116,254	-	-	116,254	-
-	577,889	-	-	577,889	-

TER SCHOOL 3 n					
Total Revenue	1,040,244	-	-	1,107,744	-
Total Expenses	1,061,914	-	-	1,201,133	-
Net Income	(21,671)	-	-	(93,389)	-
Actual Student Enrollment	270	-	-	270	-
		Quarter - 1/1 - 3/31		4th Quarter - 4/1 - 6/30	
*NOTE: Enrollment, Revenue and Expenditure Data IN the 'Total and Variance Analysis' Section is Based on LAST ACTUAL Quarter Completed		TER SCHOOL 3 n			
		Current Budget	Variance	Actual	Current Budget Variance
CONTRACTED SERVICES					
Accounting / Audit	1,650	-		1,650	-
Legal	1,716	-		1,716	-
Management Company Fee	99,426	-		99,426	-
Nurse Services	-	-		-	-
Food Service / School Lunch	-	-		-	-
Payroll Services	3,260	-		3,260	-
Special Ed Services	250	-		250	-
Titlement Services (i.e. Title I)	-	-		-	-
Other Purchased / Professional / Consulting	4,695	-		4,695	-
TOTAL CONTRACTED SERVICES	110,997	-	-	110,997	-

TER SCHOOL 3

n

Total Revenue	1,040,244	-	-	1,107,744	-
Total Expenses	1,061,914	-	-	1,201,133	-
Net Income	(21,671)	-	-	(93,389)	-
Actual Student Enrollment	270	-	-	270	-

*NOTE: Enrollment, Revenue and Expenditure Data IN the 'Total and Variance Analysis' Section is Based on LAST ACTUAL Quarter Completed	Quarter - 1/1 - 3/31		4th Quarter - 4/1 - 6/30		
	Current Budget	Variance	Actual	Current Budget	Variance
SCHOOL OPERATIONS					
Board Expenses	125	-		125	-
Classroom / Teaching Supplies & Materials	16,250	-		16,250	-
Special Ed Supplies & Materials	-	-		-	-
Textbooks / Workbooks	4,850	-		4,850	-
Supplies & Materials other	-	-		-	-
Equipment / Furniture	13,875	-		13,875	-
Telephone	10,925	-		10,925	-
Technology	52,363	-		52,363	-
Student Testing & Assessment	1,675	-		1,675	-
Field Trips	6,250	-		6,250	-
Transportation (student)	8,750	-		8,750	-
Student Services - other	750	-		750	-
Office Expense	10,500	-		10,500	-
Staff Development	26,893	-		26,893	-
Staff Recruitment	1,927	-		1,927	-
Student Recruitment / Marketing	5,250	-		5,250	-
School Meals / Lunch	53,447	-		53,447	-
Travel (Staff)	-	-		-	-
Fundraising	-	-		-	-
Other	20,349	-		20,349	-
TOTAL SCHOOL OPERATIONS	234,178	-	-	234,178	-
FACILITY OPERATION & MAINTENANCE					
Insurance	14,694	-		14,694	-
Janitorial	28,250	-		28,250	-
Building and Land Rent / Lease / Facility Finance Interest	56,228	-		56,228	-
Repairs & Maintenance	25,171	-		25,171	-
Equipment / Furniture	8,750	-		8,750	-
Security	-	-		-	-
Utilities	5,758	-		5,758	-
TOTAL FACILITY OPERATION & MAINTENANCE	138,850	-	-	138,850	-
DEPRECIATION & AMORTIZATION	-	-		139,218	-
RESERVES / CONTINGENCY	-	-		-	-
DEFERRED RENT					

TER SCHOOL 3					
n					
TER SCHOOL 3					
Total Revenue	1,040,244	-	-	1,107,744	-
Total Expenses	1,061,914	-	-	1,201,133	-
Net Income	(21,671)	-	-	(93,389)	-
Actual Student Enrollment	270	-	-	270	-
			Quarter - 1/1 - 3/31		4th Quarter - 4/1 - 6/30
*NOTE: Enrollment, Revenue and Expenditure Data IN the 'Total and Variance Analysis' Section is Based on LAST ACTUAL Quarter Completed			Quarter - 1/1 - 3/31		
			Budget	Variance	Actual Current Budget Variance
TOTAL EXPENSES			1,061,914	-	- 1,201,133 -
NET INCOME			(21,671)	-	- (93,389) -

TER SCHOOL 3					
n					
Total Revenue	1,040,244	-	-	1,107,744	-
Total Expenses	1,061,914	-	-	1,201,133	-
Net Income	(21,671)	-	-	(93,389)	-
Actual Student Enrollment	Quarter - 1/1 - 3/31 270	-	-	270	-
*NOTE: Enrollment, Revenue and Expenditure Data IN the 'Total and Variance Analysis' Section is Based on LAST ACTUAL Quarter Completed		Quarter - 1/1 - 3/31		4th Quarter - 4/1 - 6/30	
		Current Budget	Variance	Actual	Current Budget Variance
ENROLLMENT - *School Districts Are Linked To Above Entries*					
ROCHESTER CITY SD	251	-	-	251	-
GREECE CSD	3	-	-	3	-
GATES-CHILI CSD	8	-	-	8	-
BRIGHTON CSD	3	-	-	3	-
RUSH-HENRIETTA CSD	3	-	-	3	-
CHURCHVILLE-CHILI CSD	3	-	-	3	-
-	-	-	-	-	-
-	-	-	-	-	-
-	-	-	-	-	-
-	-	-	-	-	-
-	-	-	-	-	-
-	-	-	-	-	-
-	-	-	-	-	-
-	-	-	-	-	-
-	-	-	-	-	-
ALL OTHER School Districts: (Count = 0)	-	-	-	-	-
TOTAL ENROLLMENT	270	-	-	270	-
REVENUE PER PUPIL	3,853	-	-	4,103	-
EXPENSES PER PUPIL	3,933	-	-	4,449	-

			ROCHESTER PREPARATORY CHARTER SCHOOL							
			Budget / Operating Plan							
			2018-19							
Total Revenue			-	-	-	4,228,476	(4,228,476)	-	-	4,228,476
Total Expenses			-	-	-	4,386,876	4,386,876	-	-	4,386,876
Net Income			-	-	-	(158,400)	158,400	-	-	(158,400)
Actual Student Enrollment			-	-	-			-	-	
*NOTE: Enrollment, Revenue and Expenditure Data IN the 'Total and Variance Analysis' Section is Based on LAST ACTUAL Quarter Completed			TOTALS AND VARIANCE ANALYSIS							
			Actual	Current Budget (Current Quarter)	Actual vs. Current Budget	Current Budget - TY	Actual vs. Current Budget TY	Original Budget (Current Quarter)	Actual vs. Original Budget	Original Budget - TY
REVENUE										
REVENUES FROM STATE SOURCES										
Per Pupil Revenue		2018-19 Per Pupil Rate								
ROCHESTER CITY SD		13,684	-	-	-	3,436,052	(3,436,052)	-	-	3,436,052
GREECE CSD		12,252	-	-	-	33,080	(33,080)	-	-	33,080
GATES-CHILI CSD		13,837	-	-	-	112,080	(112,080)	-	-	112,080
BRIGHTON CSD		13,931	-	-	-	37,614	(37,614)	-	-	37,614
RUSH-HENRIETTA CSD		13,739	-	-	-	37,095	(37,095)	-	-	37,095
CHURCHVILLE-CHILI CSD		11,420	-	-	-	30,834	(30,834)	-	-	30,834
-		-	-	-	-	-	-	-	-	-
-		-	-	-	-	-	-	-	-	-
-		-	-	-	-	-	-	-	-	-
-		-	-	-	-	-	-	-	-	-
-		-	-	-	-	-	-	-	-	-
-		-	-	-	-	-	-	-	-	-
-		-	-	-	-	-	-	-	-	-
-		-	-	-	-	-	-	-	-	-
-		-	-	-	-	-	-	-	-	-
-		-	-	-	-	-	-	-	-	-
ALL OTHER School Districts: (Count = 0)		-	-	-	-	-	-	-	-	-
TOTAL Per Pupil Revenue (Weighted Average Per Pupil Funding)		13,655	-	-	-	3,686,756	(3,686,756)	-	-	3,686,756
Special Education Revenue			-	-	-	21,813	(21,813)	-	-	21,813
Grants			-	-	-	-	-	-	-	-
Stimulus			-	-	-	-	-	-	-	-
DYCD (Department of Youth and Community Development)			-	-	-	-	-	-	-	-
Other			-	-	-	-	-	-	-	-
NYC DoE Rental Assistance			-	-	-	-	-	-	-	-
Other			-	-	-	67,500	(67,500)	-	-	67,500
TOTAL REVENUE FROM STATE SOURCES			-	-	-	3,776,069	(3,776,069)	-	-	3,776,069
REVENUE FROM FEDERAL FUNDING										
IDEA Special Needs			-	-	-	6,282	(6,282)	-	-	6,282
Title I			-	-	-	144,661	(144,661)	-	-	144,661
Title Funding - Other			-	-	-	14,475	(14,475)	-	-	14,475
School Food Service (Free Lunch)			-	-	-	285,989	(285,989)	-	-	285,989
Grants			-	-	-	-	-	-	-	-
Charter School Program (CSP) Planning & Implementation			-	-	-	-	-	-	-	-
Other			-	-	-	-	-	-	-	-

				ROCHESTER PREPARATORY CHARTER SCHOOL				
				Budget / Operating Plan				
				2018-19				
Total Revenue	-	-	-	4,228,476	(4,228,476)	-	-	4,228,476
Total Expenses	-	-	-	4,386,876	4,386,876	-	-	4,386,876
Net Income	-	-	-	(158,400)	158,400	-	-	(158,400)
Actual Student Enrollment	-	-	-			-	-	
				TOTALS AND VARIANCE ANALYSIS				
*NOTE: Enrollment, Revenue and Expenditure Data IN the 'Total and Variance Analysis' Section is Based on LAST ACTUAL Quarter Completed				Actual	Current Budget (Current Quarter)	Actual vs. Current Budget	Current Budget - TY	Actual vs. Current Budget TY
Other				-	-	-	-	-
TOTAL REVENUE FROM FEDERAL SOURCES				-	-	-	451,407	(451,407)
LOCAL and OTHER REVENUE								
Contributions and Donations				-	-	-	-	-
Fundraising				-	-	-	-	-
Erate Reimbursement				-	-	-	-	-
Earnings on Investments				-	-	-	-	-
Interest Income				-	-	-	-	-
Food Service (Income from meals)				-	-	-	-	-
Text Book				-	-	-	-	-
OTHER				-	-	-	1,000	(1,000)
TOTAL REVENUE FROM LOCAL and OTHER SOURCES				-	-	-	1,000	(1,000)
TOTAL REVENUE				-	-	-	4,228,476	(4,228,476)

				ROCHESTER PREPARATORY CHARTER SCHOOL							
				Budget / Operating Plan							
				2018-19							
Total Revenue	-	-	-	4,228,476	(4,228,476)	-	-	4,228,476			
Total Expenses	-	-	-	4,386,876	4,386,876	-	-	4,386,876			
Net Income	-	-	-	(158,400)	158,400	-	-	(158,400)			
Actual Student Enrollment	-	-	-			-	-				
*NOTE: Enrollment, Revenue and Expenditure Data IN the 'Total and Variance Analysis' Section is Based on LAST ACTUAL Quarter Completed				TOTALS AND VARIANCE ANALYSIS							
				Actual	Current Budget (Current Quarter)	Actual vs. Current Budget	Current Budget - TY	Actual vs. Current Budget TY	Original Budget (Current Quarter)	Actual vs. Original Budget	Original Budget - TY
EXPENSES											
ADMINISTRATIVE STAFF PERSONNEL COSTS											
Executive Management	-	Quarter 0	No. of Positions	-	-	-	97,335	97,335	-	-	97,335
Instructional Management	-			-	-	-	-	-	-	-	-
Deans, Directors & Coordinators	-			-	-	-	326,577	326,577	-	-	326,577
CFO / Director of Finance	-			-	-	-	-	-	-	-	-
Operation / Business Manager	-			-	-	-	-	-	-	-	-
Administrative Staff	-			-	-	-	75,000	75,000	-	-	75,000
TOTAL ADMINISTRATIVE STAFF	-			-	-	-	498,912	498,912	-	-	498,912
INSTRUCTIONAL PERSONNEL COSTS											
Teachers - Regular	-			-	-	-	841,255	841,255	-	-	841,255
Teachers - SPED	-			-	-	-	88,000	88,000	-	-	88,000
Substitute Teachers	-			-	-	-	-	-	-	-	-
Teaching Assistants	-			-	-	-	120,000	120,000	-	-	120,000
Specialty Teachers	-			-	-	-	142,259	142,259	-	-	142,259
Aides	-			-	-	-	-	-	-	-	-
Therapists & Counselors	-			-	-	-	47,500	47,500	-	-	47,500
Other	-			-	-	-	63,614	63,614	-	-	63,614
TOTAL INSTRUCTIONAL	-			-	-	-	1,302,628	1,302,628	-	-	1,302,628
NON-INSTRUCTIONAL PERSONNEL COSTS											
Nurse	-			-	-	-	-	-	-	-	-
Librarian	-			-	-	-	-	-	-	-	-
Custodian	-			-	-	-	-	-	-	-	-
Security	-			-	-	-	-	-	-	-	-
Other	-			-	-	-	45,000	45,000	-	-	45,000
TOTAL NON-INSTRUCTIONAL	-			-	-	-	45,000	45,000	-	-	45,000
SUBTOTAL PERSONNEL SERVICE COSTS											
				-	-	-	1,846,540	1,846,540	-	-	1,846,540
PAYROLL TAXES AND BENEFITS											
Payroll Taxes	-			-	-	-	168,081	168,081	-	-	168,081
Fringe / Employee Benefits	-			-	-	-	296,936	296,936	-	-	296,936
Retirement / Pension	-			-	-	-	-	-	-	-	-
TOTAL PAYROLL TAXES AND BENEFITS	-			-	-	-	465,016	465,016	-	-	465,016
TOTAL PERSONNEL SERVICE COSTS											
				-	-	-	2,311,556	2,311,556	-	-	2,311,556

				ROCHESTER PREPARATORY CHARTER SCHOOL							
				Budget / Operating Plan							
				2018-19							
Total Revenue	-	-	-	4,228,476	(4,228,476)	-	-	4,228,476			
Total Expenses	-	-	-	4,386,876	4,386,876	-	-	4,386,876			
Net Income	-	-	-	(158,400)	158,400	-	-	(158,400)			
Actual Student Enrollment	-	-	-			-	-				
				TOTALS AND VARIANCE ANALYSIS							
*NOTE: Enrollment, Revenue and Expenditure Data IN the 'Total and Variance Analysis' Section is Based on LAST ACTUAL Quarter Completed				Actual	Current Budget (Current Quarter)	Actual vs. Current Budget	Current Budget - TY	Actual vs. Current Budget TY	Original Budget (Current Quarter)	Actual vs. Original Budget	Original Budget - TY
CONTRACTED SERVICES											
Accounting / Audit				-	-	-	6,601	6,601	-	-	6,601
Legal				-	-	-	6,862	6,862	-	-	6,862
Management Company Fee				-	-	-	397,704	397,704	-	-	397,704
Nurse Services				-	-	-	-	-	-	-	-
Food Service / School Lunch				-	-	-	-	-	-	-	-
Payroll Services				-	-	-	13,042	13,042	-	-	13,042
Special Ed Services				-	-	-	1,000	1,000	-	-	1,000
Titlement Services (i.e. Title I)				-	-	-	-	-	-	-	-
Other Purchased / Professional / Consulting				-	-	-	18,780	18,780	-	-	18,780
TOTAL CONTRACTED SERVICES				-	-	-	443,989	443,989	-	-	443,989

				ROCHESTER PREPARATORY CHARTER SCHOOL				
				Budget / Operating Plan				
				2018-19				
Total Revenue	-	-	-	4,228,476	(4,228,476)	-	-	4,228,476
Total Expenses	-	-	-	4,386,876	4,386,876	-	-	4,386,876
Net Income	-	-	-	(158,400)	158,400	-	-	(158,400)
Actual Student Enrollment	-	-	-			-	-	
				TOTALS AND VARIANCE ANALYSIS				
*NOTE: Enrollment, Revenue and Expenditure Data IN the 'Total and Variance Analysis' Section is Based on LAST ACTUAL Quarter Completed				Current	Actual		Actual	Original
				Budget	vs.	Current	vs.	Budget
				(Current	Current	Budget - TY	Current	(Current
				Quarter)	Budget		Budget TY	Quarter)
				Actual				Original
								Budget -
SCHOOL OPERATIONS								
Board Expenses	-	-	-	500	500	-	-	500
Classroom / Teaching Supplies & Materials	-	-	-	65,000	65,000	-	-	65,000
Special Ed Supplies & Materials	-	-	-	-	-	-	-	-
Textbooks / Workbooks	-	-	-	19,400	19,400	-	-	19,400
Supplies & Materials other	-	-	-	-	-	-	-	-
Equipment / Furniture	-	-	-	55,500	55,500	-	-	55,500
Telephone	-	-	-	43,698	43,698	-	-	43,698
Technology	-	-	-	209,453	209,453	-	-	209,453
Student Testing & Assessment	-	-	-	6,700	6,700	-	-	6,700
Field Trips	-	-	-	25,000	25,000	-	-	25,000
Transportation (student)	-	-	-	35,000	35,000	-	-	35,000
Student Services - other	-	-	-	3,000	3,000	-	-	3,000
Office Expense	-	-	-	42,000	42,000	-	-	42,000
Staff Development	-	-	-	107,572	107,572	-	-	107,572
Staff Recruitment	-	-	-	7,708	7,708	-	-	7,708
Student Recruitment / Marketing	-	-	-	21,000	21,000	-	-	21,000
School Meals / Lunch	-	-	-	213,786	213,786	-	-	213,786
Travel (Staff)	-	-	-	-	-	-	-	-
Fundraising	-	-	-	-	-	-	-	-
Other	-	-	-	81,394	81,394	-	-	81,394
TOTAL SCHOOL OPERATIONS	-	-	-	936,711	936,711	-	-	936,711
FACILITY OPERATION & MAINTENANCE								
Insurance	-	-	-	58,776	58,776	-	-	58,776
Janitorial	-	-	-	113,000	113,000	-	-	113,000
Building and Land Rent / Lease / Facility Finance Interest	-	-	-	224,911	224,911	-	-	224,911
Repairs & Maintenance	-	-	-	100,685	100,685	-	-	100,685
Equipment / Furniture	-	-	-	35,000	35,000	-	-	35,000
Security	-	-	-	-	-	-	-	-
Utilities	-	-	-	23,030	23,030	-	-	23,030
TOTAL FACILITY OPERATION & MAINTENANCE	-	-	-	555,402	555,402	-	-	555,402
DEPRECIATION & AMORTIZATION				-	-	-	-	-
RESERVES / CONTINGENCY				-	-	-	-	-
DEFERRED RENT								

				ROCHESTER PREPARATORY CHARTER SCHOOL				
				Budget / Operating Plan				
				2018-19				
Total Revenue	-	-	-	4,228,476	(4,228,476)	-	-	4,228,476
Total Expenses	-	-	-	4,386,876	4,386,876	-	-	4,386,876
Net Income	-	-	-	(158,400)	158,400	-	-	(158,400)
Actual Student Enrollment	-	-	-			-	-	
				TOTALS AND VARIANCE ANALYSIS				
*NOTE: Enrollment, Revenue and Expenditure Data IN the 'Total and Variance Analysis' Section is Based on LAST ACTUAL Quarter Completed	Actual	Current Budget (Current Quarter)	Actual vs. Current Budget	Current Budget - TY	Actual vs. Current Budget TY	Original Budget (Current Quarter)	Actual vs. Original Budget	Original Budget - TY
TOTAL EXPENSES	-	-	-	4,386,876	4,386,876	-	-	4,386,876
NET INCOME	-	-	-	(158,400)	158,400	-	-	(158,400)

				ROCHESTER PREPARATORY CHARTER SCHOOL							
				2018-19 Budget / Operating Plan							
				2018-19							
Total Revenue	-	-	-	4,228,476	(4,228,476)	-	-	4,228,476			
Total Expenses	-	-	-	4,386,876	4,386,876	-	-	4,386,876			
Net Income	-	-	-	(158,400)	158,400	-	-	(158,400)			
Actual Student Enrollment	-	-	-		TOTALS	AND VARIANCE ANALYSIS					
*NOTE: Enrollment, Revenue and Expenditure Data IN the 'Total and Variance Analysis' Section is Based on LAST ACTUAL Quarter Completed				TOTALS AND VARIANCE ANALYSIS							
				Actual	Current Budget (Current Quarter)	Actual vs. Current Budget	Current Budget - TY	Actual vs. Current Budget TY	Original Budget (Current Quarter)	Actual vs. Original Budget	Original Budget - TY
ENROLLMENT - *School Districts Are Linked To Above Entries*				* Enrollment Data Based on Last Actual Quarter Completed							
ROCHESTER CITY SD				-	-	-			-	-	
GREECE CSD				-	-	-			-	-	
GATES-CHILI CSD				-	-	-			-	-	
BRIGHTON CSD				-	-	-			-	-	
RUSH-HENRIETTA CSD				-	-	-			-	-	
CHURCHVILLE-CHILI CSD				-	-	-			-	-	
-				-	-	-			-	-	
-				-	-	-			-	-	
-				-	-	-			-	-	
-				-	-	-			-	-	
-				-	-	-			-	-	
-				-	-	-			-	-	
-				-	-	-			-	-	
-				-	-	-			-	-	
-				-	-	-			-	-	
-				-	-	-			-	-	
ALL OTHER School Districts: (Count = 0)				-	-	-			-	-	
TOTAL ENROLLMENT				-	-	-			-	-	
REVENUE PER PUPIL				-	-	-			-	-	
EXPENSES PER PUPIL				-	-	-			-	-	

Total Revenue		(4,228,476)	-	-
Total Expenses		4,386,876	-	-
Net Income		158,400	-	-
Actual Student Enrollment			-	
*NOTE: Enrollment, Revenue and Expenditure Data IN the 'Total and Variance Analysis' Section is Based on LAST ACTUAL Quarter Completed		Actual vs. Original Budget TY	PY Actual (PY TY / No. of COMPLETED Actual CY	Actual CY vs. Actual PY
REVENUE				
REVENUES FROM STATE SOURCES				
Per Pupil Revenue	2018-19 Per Pupil Rate			
ROCHESTER CITY SD	13,684	(3,436,052)	-	-
GREECE CSD	12,252	(33,080)	-	-
GATES-CHILI CSD	13,837	(112,080)	-	-
BRIGHTON CSD	13,931	(37,614)	-	-
RUSH-HENRIETTA CSD	13,739	(37,095)	-	-
CHURCHVILLE-CHILI CSD	11,420	(30,834)	-	-
-	-	-	-	-
-	-	-	-	-
-	-	-	-	-
-	-	-	-	-
-	-	-	-	-
-	-	-	-	-
-	-	-	-	-
-	-	-	-	-
-	-	-	-	-
ALL OTHER School Districts: (Count = 0)	-	-	-	-
TOTAL Per Pupil Revenue (Weighted Average Per Pupil Funding)	13,655	(3,686,756)	-	-
Special Education Revenue		(21,813)	-	-
Grants				
Stimulus		-	-	-
DYCD (Department of Youth and Community Development)		-	-	-
Other		-	-	-
NYC DoE Rental Assistance		-	-	-
Other		(67,500)	-	-
TOTAL REVENUE FROM STATE SOURCES		(3,776,069)	-	-
REVENUE FROM FEDERAL FUNDING				
IDEA Special Needs		(6,282)	-	-
Title I		(144,661)	-	-
Title Funding - Other		(14,475)	-	-
School Food Service (Free Lunch)		(285,989)	-	-
Grants				
Charter School Program (CSP) Planning & Implementation		-	-	-
Other		-	-	-

Total Revenue	(4,228,476)	-	-
Total Expenses	4,386,876	-	-
Net Income	158,400	-	-
Actual Student Enrollment		-	
*NOTE: Enrollment, Revenue and Expenditure Data IN the 'Total and Variance Analysis' Section is Based on LAST ACTUAL Quarter Completed		Actual vs. Original Budget TY	PY Actual (PY TY / No. of COMPLETED Actual CY vs. Actual PY)
Other	-	-	-
TOTAL REVENUE FROM FEDERAL SOURCES	(451,407)	-	-
LOCAL and OTHER REVENUE			
Contributions and Donations	-	-	-
Fundraising	-	-	-
Erate Reimbursement	-	-	-
Earnings on Investments	-	-	-
Interest Income	-	-	-
Food Service (Income from meals)	-	-	-
Text Book	-	-	-
OTHER	(1,000)	-	-
TOTAL REVENUE FROM LOCAL and OTHER SOURCES	(1,000)	-	-
TOTAL REVENUE	(4,228,476)	-	-

Total Revenue		(4,228,476)	-	-
Total Expenses		4,386,876	-	-
Net Income		158,400	-	-
Actual Student Enrollment			-	-
*NOTE: Enrollment, Revenue and Expenditure Data IN the 'Total and Variance Analysis' Section is Based on LAST ACTUAL Quarter Completed		Actual vs. Original Budget TY	PY Actual (PY TY / No. of COMPLETED Actual CY	Actual CY vs. Actual PY
EXPENSES	Quarter 0 No. of Positions			
ADMINISTRATIVE STAFF PERSONNEL COSTS				
Executive Management	-	97,335	-	-
Instructional Management	-	-	-	-
Deans, Directors & Coordinators	-	326,577	-	-
CFO / Director of Finance	-	-	-	-
Operation / Business Manager	-	-	-	-
Administrative Staff	-	75,000	-	-
TOTAL ADMINISTRATIVE STAFF	-	498,912	-	-
INSTRUCTIONAL PERSONNEL COSTS				
Teachers - Regular	-	841,255	-	-
Teachers - SPED	-	88,000	-	-
Substitute Teachers	-	-	-	-
Teaching Assistants	-	120,000	-	-
Specialty Teachers	-	142,259	-	-
Aides	-	-	-	-
Therapists & Counselors	-	47,500	-	-
Other	-	63,614	-	-
TOTAL INSTRUCTIONAL	-	1,302,628	-	-
NON-INSTRUCTIONAL PERSONNEL COSTS				
Nurse	-	-	-	-
Librarian	-	-	-	-
Custodian	-	-	-	-
Security	-	-	-	-
Other	-	45,000	-	-
TOTAL NON-INSTRUCTIONAL	-	45,000	-	-
SUBTOTAL PERSONNEL SERVICE COSTS	-	1,846,540	-	-
PAYROLL TAXES AND BENEFITS				
Payroll Taxes		168,081	-	-
Fringe / Employee Benefits		296,936	-	-
Retirement / Pension		-	-	-
TOTAL PAYROLL TAXES AND BENEFITS		465,016	-	-
TOTAL PERSONNEL SERVICE COSTS	-	2,311,556	-	-

Total Revenue	(4,228,476)	-	-
Total Expenses	4,386,876	-	-
Net Income	158,400	-	-
Actual Student Enrollment		-	-
*NOTE: Enrollment, Revenue and Expenditure Data IN the 'Total and Variance Analysis' Section is Based on LAST ACTUAL Quarter Completed		3 Actual vs. Original Budget TY	PY Actual (PY TY / No. of COMPLETED Actual CY vs. Actual PY
CONTRACTED SERVICES			
Accounting / Audit	6,601	-	-
Legal	6,862	-	-
Management Company Fee	397,704	-	-
Nurse Services	-	-	-
Food Service / School Lunch	-	-	-
Payroll Services	13,042	-	-
Special Ed Services	1,000	-	-
Titlement Services (i.e. Title I)	-	-	-
Other Purchased / Professional / Consulting	18,780	-	-
TOTAL CONTRACTED SERVICES	443,989	-	-

Total Revenue	(4,228,476)	-	-
Total Expenses	4,386,876	-	-
Net Income	158,400	-	-
Actual Student Enrollment		-	-
*NOTE: Enrollment, Revenue and Expenditure Data IN the 'Total and Variance Analysis' Section is Based on LAST ACTUAL Quarter Completed		Actual vs. Original Budget TY	PY Actual (PY TY / No. of COMPLETED Actual CY vs. Actual PY
SCHOOL OPERATIONS			
Board Expenses	500	-	-
Classroom / Teaching Supplies & Materials	65,000	-	-
Special Ed Supplies & Materials	-	-	-
Textbooks / Workbooks	19,400	-	-
Supplies & Materials other	-	-	-
Equipment / Furniture	55,500	-	-
Telephone	43,698	-	-
Technology	209,453	-	-
Student Testing & Assessment	6,700	-	-
Field Trips	25,000	-	-
Transportation (student)	35,000	-	-
Student Services - other	3,000	-	-
Office Expense	42,000	-	-
Staff Development	107,572	-	-
Staff Recruitment	7,708	-	-
Student Recruitment / Marketing	21,000	-	-
School Meals / Lunch	213,786	-	-
Travel (Staff)	-	-	-
Fundraising	-	-	-
Other	81,394	-	-
TOTAL SCHOOL OPERATIONS	936,711	-	-
FACILITY OPERATION & MAINTENANCE			
Insurance	58,776	-	-
Janitorial	113,000	-	-
Building and Land Rent / Lease / Facility Finance Interest	224,911	-	-
Repairs & Maintenance	100,685	-	-
Equipment / Furniture	35,000	-	-
Security	-	-	-
Utilities	23,030	-	-
TOTAL FACILITY OPERATION & MAINTENANCE	555,402	-	-
DEPRECIATION & AMORTIZATION	139,218	-	-
RESERVES / CONTINGENCY	-	-	-
DEFERRED RENT			

3			
3			
Total Revenue	(4,228,476)	-	-
Total Expenses	4,386,876	-	-
Net Income	158,400	-	-
Actual Student Enrollment		-	-
*NOTE: Enrollment, Revenue and Expenditure Data IN the 'Total and Variance Analysis' Section is Based on LAST ACTUAL Quarter Completed	Actual vs. Original Budget TY	PY Actual (PY TY / No. of COMPLETED Actual CY	Actual CY vs. Actual PY
TOTAL EXPENSES	4,386,876	-	-
NET INCOME	158,400	-	-

3				-
				-
Total Revenue	(4,228,476)	-	-	-
Total Expenses	4,386,876	-	-	-
Net Income	158,400	-	-	-
Actual Student Enrollment		-		
*NOTE: Enrollment, Revenue and Expenditure Data IN the 'Total and Variance Analysis' Section is Based on LAST ACTUAL Quarter Completed		Actual vs. Original Budget TY	PY Actual (PY TY / No. of COMPLETED Actual CY	Actual CY vs. Actual PY
ENROLLMENT - *School Districts Are Linked To Above Entries*				
ROCHESTER CITY SD			-	-
GREECE CSD			-	-
GATES-CHILI CSD			-	-
BRIGHTON CSD			-	-
RUSH-HENRIETTA CSD			-	-
CHURCHVILLE-CHILI CSD			-	-
-			-	-
-			-	-
-			-	-
-			-	-
-			-	-
-			-	-
-			-	-
-			-	-
-			-	-
ALL OTHER School Districts: (Count = 0)			-	-
TOTAL ENROLLMENT			-	-
REVENUE PER PUPIL			-	-
EXPENSES PER PUPIL			-	-



Annual Report Requirement
for SUNY Authorized Charter Schools
ROCHESTER PREPARATORY CHARTER SCHOOL 3
2018-19

Administrative
expenditures per pupil:

\$0.00

Per NYS Statute

Administrative expenditures per pupil: the sum of all general administration salaries and other general administration expenditures divided by the total number of enrolled students. Employee benefit costs or expenditures should not be reported here.

***NOTE: THIS TAB ONLY NEEDS TO BE COMPLETED FOR Q4**

Disclosure of Financial Interest by a Current or Proposed Charter School Education Corporation Trustee

Trustee Name:

Geoffrey Rosenberger

Name of Charter School Education Corporation (for an unmerged school, this is the Charter School Name):

True North Rochester Prep Charter School

1. List all positions held on the education corporation board (e.g., president, treasurer, parent representative). Board Chair and a member of the Finance, Develop

2. Is the trustee an employee of any school operated by the Education Corporation?
☐ Yes ☒ No

If **Yes**, for each school, please provide a description of the position(s) you hold, your responsibilities, your salary and your start date.

3. Is the trustee an employee or agent of the management company or institutional partner of the charter school(s) governed by the Education Corporation?
☐ Yes ☒ No

If **Yes**, for each school, please provide a description of the position(s) you hold, your responsibilities, your salary and your start date.

4. Identify each interest/transaction (and provide the requested information) that you or any of your immediate family members or any persons who live with you in your house have held or engaged in with the charter school(s) governed by the Education Corporation during the time you have served on the board, and in the six-month period prior to such service. If there has been no such financial interest or transaction, write **None**. Please note that if you answered **Yes** to Questions 2-4 above, you need not disclose again your employment status, salary, etc.

Date(s)	Nature of Financial Interest/Transaction	Steps taken to avoid a conflict of interest, (e.g., did not vote, did not participate in discussion)	Name of person holding interest or engaging in transaction and relationship to yourself

<i>Please write "None" if applicable. Do not leave this space blank.</i>			
NONE	NONE	NONE	NONE

5. Identify each individual, business, corporation, union association, firm, partnership, committee proprietorship, franchise holding company, joint stock company, business or real estate trust, non-profit organization, or other organization or group of people doing business with the school(s) governed by the Education Corporation **and** in which such entity, during the time of your tenure as a trustee, you and/or your immediate family member(s) or person(s) living in your house had a financial interest or other relationship. If you are a member, director, officer or employee of an organization formally partnered with the school(s) that is/are doing business with the school(s) through a management or services agreement, please identify only the name of the organization, your position in the organization, and the relationship between such organization and the school(s). If there was no financial interest, write **None**.

Organization conducting business with the school(s)	Nature of business conducted	Approximate value of the business conducted	Name of Trustee and/or immediate family member of household holding an interest in the organization conducting business with the school(s) and the nature of the interest	Steps Taken to Avoid Conflict of Interest
NONE	NONE	NONE	NONE	NONE

Gregory Rosenberg
Signature

6/26/18
Date

Please note that this document is considered a public record and as such, may be made available to members of the public upon request under the Freedom of Information Law. Personal contact information provided below will be redacted.

Business Telephone

Business Address

E-mail Address

Home Telephone

Home Address

<p align="center">Disclosure of Financial Interest by a Current or Proposed Charter School Education Corporation Trustee</p>

Trustee Name:

James Costanza

Name of Charter School Education Corporation (for an unmerged school, this is the Charter School Name):

True North Rochester Prep Charter School

1. List all positions held on the education corporation board (e.g., president, treasurer, parent representative). **Academic Committee Member**

2. Is the trustee an employee of any school operated by the Education Corporation?
☐ Yes ☒ No

If **Yes**, for each school, please provide a description of the position(s) you hold, your responsibilities, your salary and your start date.

3. Is the trustee an employee or agent of the management company or institutional partner of the charter school(s) governed by the Education Corporation?
☐ Yes ☒ No

If **Yes**, for each school, please provide a description of the position(s) you hold, your responsibilities, your salary and your start date.

4. Identify each interest/transaction (and provide the requested information) that you or any of your immediate family members or any persons who live with you in your house have held or engaged in with the charter school(s) governed by the Education Corporation during the time you have served on the board, and in the six-month period prior to such service. If there has been no such financial interest or transaction, write **None**. Please note that if you answered **Yes** to Questions 2-4 above, you need not disclose again your employment status, salary, etc.

Date(s)	Nature of Financial Interest/Transaction	Steps taken to avoid a conflict of interest, (e.g., did not vote, did not participate in discussion)	Name of person holding interest or engaging in transaction and relationship to yourself

<i>Please write "None" if applicable. Do not leave this space blank.</i>			
NONE	NONE	NONE	NONE

5. Identify each individual, business, corporation, union association, firm, partnership, committee proprietorship, franchise holding company, joint stock company, business or real estate trust, non-profit organization, or other organization or group of people doing business with the school(s) governed by the Education Corporation and in which such entity, during the time of your tenure as a trustee, you and/or your immediate family member(s) or person(s) living in your house had a financial interest or other relationship. If you are a member, director, officer or employee of an organization formally partnered with the school(s) that is/are doing business with the school(s) through a management or services agreement, please identify only the name of the organization, your position in the organization, and the relationship between such organization and the school(s). If there was no financial interest, write **None**.

Organization conducting business with the school(s)	Nature of business conducted	Approximate value of the business conducted	Name of Trustee and/or immediate family member of household holding an interest in the organization conducting business with the school(s) and the nature of the interest	Steps Taken to Avoid Conflict of Interest
<i>Please write "None" if applicable. Do not leave this space blank.</i>				
NONE	NONE	NONE	NONE	NONE

Signature

Date

Please note that this document is considered a public record and as such, may be made available to members of the public upon request under the Freedom of Information Law. Personal contact information provided below will be

Business Telephone

Business Address

E-mail Address:

Home Telephone

Home Address:

6.26.18

<p align="center">Disclosure of Financial Interest by a Current or Proposed Charter School Education Corporation Trustee</p>

Trustee Name:

James R. Barger

Name of Charter School Education Corporation (for an unmerged school, this is the Charter School Name):

True North Rochester Prep Charter School

1. List all positions held on the education corporation board (e.g., president, treasurer, parent representative). Finance Committee Member, Development Committee Member
2. Is the trustee an employee of any school operated by the Education Corporation?
☐ Yes ☒ No

If **Yes**, for each school, please provide a description of the position(s) you hold, your responsibilities, your salary and your start date.

3. Is the trustee an employee or agent of the management company or institutional partner of the charter school(s) governed by the Education Corporation?
☐ Yes ☒ No

If **Yes**, for each school, please provide a description of the position(s) you hold, your responsibilities, your salary and your start date.

4. Identify each interest/transaction (and provide the requested information) that you or any of your immediate family members or any persons who live with you in your house have held or engaged in with the charter school(s) governed by the Education Corporation during the time you have served on the board, and in the six-month period prior to such service. If there has been no such financial interest or transaction, write **None**. Please note that if you answered **Yes** to Questions 2-4 above, you need not disclose again your employment status, salary, etc.

Date(s)	Nature of Financial Interest/Transaction	Steps taken to avoid a conflict of interest, (e.g., did not vote, did not participate in discussion)	Name of person holding interest or engaging in transaction and relationship to yourself

<i>Please write "None" if applicable. Do not leave this space blank.</i>			
NONE	NONE	NONE	NONE

5. Identify each individual, business, corporation, union association, firm, partnership, committee proprietorship, franchise holding company, joint stock company, business or real estate trust, non-profit organization, or other organization or group of people doing business with the school(s) governed by the Education Corporation and in which such entity, during the time of your tenure as a trustee, you and/or your immediate family member(s) or person(s) living in your house had a financial interest or other relationship. If you are a member, director, officer or employee of an organization formally partnered with the school(s) that is/are doing business with the school(s) through a management or services agreement, please identify only the name of the organization, your position in the organization, and the relationship between such organization and the school(s). If there was no financial interest, write None.

Organization conducting business with the school(s)	Nature of business conducted	Approximate value of the business conducted	Name of Trustee and/or immediate family member of household holding an interest in the organization conducting business with the school(s) and the nature of the interest	Steps Taken to Avoid Conflict of Interest
NONE	NONE	NONE	NONE	NONE

Signature

Date

Please note that this document is considered a public record and as such, may be made available to members of the public upon request under the Freedom of Information Law. Personal contact information provided below will be redacted.

Business Telephone:

Business Address:

E-mail Address:

Home Telephone:

Home Address:

**Disclosure of Financial Interest by a Current or Proposed Charter School
Education Corporation Trustee**

Trustee Name:

G. Jean Howard-Cherubim

Name of Charter School Education Corporation (for an unmerged school, this is the Charter School Name):

True North Rochester Prep Charter School

1. List all positions held on the education corporation board (e.g., president, treasurer, parent representative). Academic Committee Member

2. Is the trustee an employee of any school operated by the Education Corporation?

☐ Yes ☒ No

If **Yes**, for each school, please provide a description of the position(s) you hold, your responsibilities, your salary and your start date.

3. Is the trustee an employee or agent of the management company or institutional partner of the charter school(s) governed by the Education Corporation?

☐ Yes ☒ No

If **Yes**, for each school, please provide a description of the position(s) you hold, your responsibilities, your salary and your start date.

4. Identify each interest/transaction (and provide the requested information) that you or any of your immediate family members or any persons who live with you in your house have held or engaged in with the charter school(s) governed by the Education Corporation during the time you have served on the board, and in the six-month period prior to such service. If there has been no such financial interest or transaction, write **None**. Please note that if you answered **Yes** to Questions 2-4 above, you need not disclose again your employment status, salary, etc.

Date(s)	Nature of Financial Interest/Transaction	Steps taken to avoid a conflict of interest, (e.g., did not vote, did not participate in discussion)	Name of person holding interest or engaging in transaction and relationship to yourself
6/29/2018	None		

<p align="center">Disclosure of Financial Interest by a Current or Proposed Charter School Education Corporation Trustee</p>

Trustee Name:

James S. Gleason

Name of Charter School Education Corporation (for an unmerged school, this is the Charter School Name):

True North Rochester Prep Charter School

1. List all positions held on the education corporation board (e.g., president, treasurer, parent representative).

2. Is the trustee an employee of any school operated by the Education Corporation?
☐ Yes ☒ No

If **Yes**, for each school, please provide a description of the position(s) you hold, your responsibilities, your salary and your start date.

3. Is the trustee an employee or agent of the management company or institutional partner of the charter school(s) governed by the Education Corporation?
☐ Yes ☒ No

If **Yes**, for each school, please provide a description of the position(s) you hold, your responsibilities, your salary and your start date.

4. Identify each interest/transaction (and provide the requested information) that you or any of your immediate family members or any persons who live with you in your house have held or engaged in with the charter school(s) governed by the Education Corporation during the time you have served on the board, and in the six-month period prior to such service. If there has been no such financial interest or transaction, write **None**. Please note that if you answered **Yes** to Questions 2-4 above, you need not disclose again your employment status, salary, etc.

Date(s)	Nature of Financial Interest/Transaction	Steps taken to avoid a conflict of interest, (e.g., did not vote, did not participate in discussion)	Name of person holding interest or engaging in transaction and relationship to yourself

<i>Please write "None" if applicable. Do not leave this space blank.</i>			
NONE	NONE	NONE	NONE

5. Identify each individual, business, corporation, union association, firm, partnership, committee proprietorship, franchise holding company, joint stock company, business or real estate trust, non-profit organization, or other organization or group of people doing business with the school(s) governed by the Education Corporation and in which such entity, during the time of your tenure as a trustee, you and/or your immediate family member(s) or person(s) living in your house had a financial interest or other relationship. If you are a member, director, officer or employee of an organization formally partnered with the school(s) that is/are doing business with the school(s) through a management or services agreement, please identify only the name of the organization, your position in the organization, and the relationship between such organization and the school(s). If there was no financial interest, write **None**.

Organization conducting business with the school(s)	Nature of business conducted	Approximate value of the business conducted	Name of Trustee and/or immediate family member of household holding an interest in the organization conducting business with the school(s) and the nature of the interest	Steps Taken to Avoid Conflict of Interest
<i>Please write "None" if applicable. Do not leave this space blank.</i>				
NONE	NONE	NONE	NONE	NONE

Dean S. Rogers

Signature

6-26-2018
Date

Please note that this document is considered a public record and as such, may be made available to members of the public upon request under the Freedom of Information Law. Personal contact information provided below will be redacted.

Business Telephone:

Business Address:

E-mail Address:

Home Telephone:

Home Address:

Disclosure of Financial Interest by a Current or Proposed Charter School Education Corporation Trustee

Trustee Name:

Joshua J. Phillips

Name of Charter School Education Corporation (for an unmerged school, this is the Charter School Name):

True North Rochester Preparatory Charter School

1. List all positions held on the education corporation board (e.g., president, treasurer, parent representative).

Board Member

2. Is the trustee an employee of any school operated by the Education Corporation?
____ **Yes** ____ **X** ____ **No**

If **Yes**, for each school, please provide a description of the position(s) you hold, your responsibilities, your salary and your start date.

3. Is the trustee an employee or agent of the management company or institutional partner of the charter school(s) governed by the Education Corporation?

____ **X** ____ **Yes** ____ **No**

If **Yes**, for each school, please provide a description of the position(s) you hold, your responsibilities, your salary and your start date.

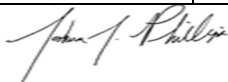
Since 7/1/15, I have served as the Chief of Innovation and School Operations for Uncommon Schools. I oversee Uncommon's Regional Chief Operating Officers and drive our innovation work. Starting 7/1/18, I will serve as a Senior Advisor to the Executive Team at Uncommon Schools.

4. Identify each interest/transaction (and provide the requested information) that you or any of your immediate family members or any persons who live with you in your house have held or engaged in with the charter school(s) governed by the Education Corporation during the time you have served on the board, and in the six-month period prior to such service. If there has been no such financial interest or transaction, write **None**. Please note that if you answered **Yes** to Questions 2-4 above, you need not disclose again your employment status, salary, etc.

Date(s)	Nature of Financial Interest/Transaction	Steps taken to avoid a conflict of interest, (e.g., did not vote, did not participate in discussion)	Name of person holding interest or engaging in transaction and relationship to yourself
NONE	NONE	NONE	NONE

5. Identify each individual, business, corporation, union association, firm, partnership, committee proprietorship, franchise holding company, joint stock company, business or real estate trust, non-profit organization, or other organization or group of people doing business with the school(s) governed by the Education Corporation **and** in which such entity, during the time of your tenure as a trustee, you and/or your immediate family member(s) or person(s) living in your house had a financial interest or other relationship. If you are a member, director, officer or employee of an organization formally partnered with the school(s) that is/are doing business with the school(s) through a management or services agreement, please identify only the name of the organization, your position in the organization, and the relationship between such organization and the school(s). If there was no financial interest, write **None**.

Organization conducting business with the school(s)	Nature of business conducted	Approximate value of the business conducted	Name of Trustee and/or immediate family member of household holding an interest in the organization conducting business with the school(s) and the nature of the interest	Steps Taken to Avoid Conflict of Interest
Uncommon Schools	Uncommon Schools is the CMO that manages Rochester Prep.		Joshua Phillips	I recuse myself from all votes related to Uncommon Schools.



Signature _____ Date 6/28/18


Please note that this document is considered a public record and as such, may be made available to members of the public upon request under the Freedom of Information Law. Personal contact information provided below will be redacted.

Business Tele
Business Addr

E-mail Addres

Home Telepho

Home Address



<p align="center">Disclosure of Financial Interest by a Current or Proposed Charter School Education Corporation Trustee</p>

Trustee Name:

James D. Ryan, Jr.

Name of Charter School Education Corporation (for an unmerged school, this is the Charter School Name):

True North Rochester Prep Charter School

1. List all positions held on the education corporation board (e.g., president, treasurer, parent representative). Finance Committee Member, Development Committee Chair
2. Is the trustee an employee of any school operated by the Education Corporation?
☐ Yes ☒ No

If **Yes**, for each school, please provide a description of the position(s) you hold, your responsibilities, your salary and your start date.

3. Is the trustee an employee or agent of the management company or institutional partner of the charter school(s) governed by the Education Corporation?
☐ Yes ☒ No

If **Yes**, for each school, please provide a description of the position(s) you hold, your responsibilities, your salary and your start date.

4. Identify each interest/transaction (and provide the requested information) that you or any of your immediate family members or any persons who live with you in your house have held or engaged in with the charter school(s) governed by the Education Corporation during the time you have served on the board, and in the six-month period prior to such service. If there has been no such financial interest or transaction, write **None**. Please note that if you answered **Yes** to Questions 2-4 above, you need not disclose again your employment status, salary, etc.

Date(s)	Nature of Financial Interest/Transaction	Steps taken to avoid a conflict of interest, (e.g., did not vote, did not participate in discussion)	Name of person holding interest or engaging in transaction and relationship to yourself

<i>Please write "None" if applicable. Do not leave this space blank.</i>			
NONE	NONE	NONE	NONE

5. Identify each individual, business, corporation, union association, firm, partnership, committee proprietorship, franchise holding company, joint stock company, business or real estate trust, non-profit organization, or other organization or group of people doing business with the school(s) governed by the Education Corporation and in which such entity, during the time of your tenure as a trustee, you and/or your immediate family member(s) or person(s) living in your house had a financial interest or other relationship. If you are a member, director, officer or employee of an organization formally partnered with the school(s) that is/are doing business with the school(s) through a management or services agreement, please identify only the name of the organization, your position in the organization, and the relationship between such organization and the school(s). If there was no financial interest, write None.

Organization conducting business with the school(s)	Nature of business conducted	Approximate value of the business conducted	Name of Trustee and/or immediate family member of household holding an interest in the organization conducting business with the school(s) and the nature of the interest	Steps Taken to Avoid Conflict of Interest
<i>Please write "None" if applicable. Do not leave this space blank.</i>				
NONE	NONE	NONE	NONE	NONE

Signature

Date

6/29/18

Please note that this document is considered a public record and as such, may be made available to members of the public upon request under the Freedom of Information Law. Personal contact information provided below will be redacted.


Business Telephone:

Business Address:

E-mail Address:

Home Telephone:

Home Address:



Disclosure of Financial Interest by a Current or Proposed Charter School Education Corporation Trustee

Trustee Name:

Name of Charter School Education Corporation (for an unmerged school, this is the Charter School Name):

1. List all positions held on the education corporation board (e.g., president, treasurer, parent representative).

2. Is the trustee an employee of any school operated by the Education Corporation?
____ **Yes** ____ **No**

If **Yes**, for each school, please provide a description of the position(s) you hold, your responsibilities, your salary and your start date.

3. Is the trustee an employee or agent of the management company or institutional partner of the charter school(s) governed by the Education Corporation?
____ **Yes** ____ **No**

If **Yes**, for each school, please provide a description of the position(s) you hold, your responsibilities, your salary and your start date.


4. Identify each interest/transaction (and provide the requested information) that you or any of your immediate family members or any persons who live with you in your house have held or engaged in with the charter school(s) governed by the Education Corporation during the time you have served on the board, and in the six-month period prior to such service. If there has been no such financial interest or transaction, write **None**. Please note that if you answered **Yes** to Questions 2-4 above, you need not disclose again your employment status, salary, etc.

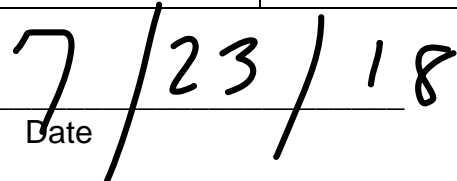
Date(s)	Nature of Financial Interest/Transaction	Steps taken to avoid a conflict of interest, (e.g., did not vote, did not participate in discussion)	Name of person holding interest or engaging in transaction and relationship to yourself

<i>Please write "None" if applicable. Do not leave this space blank.</i>			
--	--	--	--

5. Identify each individual, business, corporation, union association, firm, partnership, committee proprietorship, franchise holding company, joint stock company, business or real estate trust, non-profit organization, or other organization or group of people doing business with the school(s) governed by the Education Corporation **and** in which such entity, during the time of your tenure as a trustee, you and/or your immediate family member(s) or person(s) living in your house had a financial interest or other relationship. If you are a member, director, officer or employee of an organization formally partnered with the school(s) that is/are doing business with the school(s) through a management or services agreement, please identify only the name of the organization, your position in the organization, and the relationship between such organization and the school(s). If there was no financial interest, write **None**.

Organization conducting business with the school(s)	Nature of business conducted	Approximate value of the business conducted	Name of Trustee and/or immediate family member of household holding an interest in the organization conducting business with the school(s) and the nature of the interest	Steps Taken to Avoid Conflict of Interest
<i>Please write "None" if applicable. Do not leave this space blank.</i>				


Signature


Date

Please note that this document is considered a public record and as such, may be made available to members of the public upon request under the Freedom of Information Law. Personal contact information provided below


Business T

Business A

E-mail Add

Home Tele

Home Addr



<p align="center">Disclosure of Financial Interest by a Current or Proposed Charter School Education Corporation Trustee</p>

Trustee Name:

Rebecca Sumner

Name of Charter School Education Corporation (for an unmerged school, this is the Charter School Name):

True North Rochester Prep Charter School

1. List all positions held on the education corporation board (e.g., president, treasurer, parent representative). Vice Chair, Finance Committee Member, Academic Committee Chair
2. Is the trustee an employee of any school operated by the Education Corporation?
☐ Yes ☒ No

If Yes, for each school, please provide a description of the position(s) you hold, your responsibilities, your salary and your start date.

3. Is the trustee an employee or agent of the management company or institutional partner of the charter school(s) governed by the Education Corporation?
☐ Yes ☒ No

If Yes, for each school, please provide a description of the position(s) you hold, your responsibilities, your salary and your start date.

4. Identify each interest/transaction (and provide the requested information) that you or any of your immediate family members or any persons who live with you in your house have held or engaged in with the charter school(s) governed by the Education Corporation during the time you have served on the board, and in the six-month period prior to such service. If there has been no such financial interest or transaction, write **None**. Please note that if you answered Yes to Questions 2-4 above, you need not disclose again your employment status, salary, etc.

Date(s)	Nature of Financial Interest/Transaction	Steps taken to avoid a conflict of interest, (e.g., did not vote, did not participate in discussion)	Name of person holding interest or engaging in transaction and relationship to yourself

<i>Please write "None" if applicable. Do not leave this space blank.</i>			
NONE	NONE	NONE	NONE

5. Identify each individual, business, corporation, union association, firm, partnership, committee proprietorship, franchise holding company, joint stock company, business or real estate trust, non-profit organization, or other organization or group of people doing business with the school(s) governed by the Education Corporation and in which such entity, during the time of your tenure as a trustee, you and/or your immediate family member(s) or person(s) living in your house had a financial interest or other relationship. If you are a member, director, officer or employee of an organization formally partnered with the school(s) that is/are doing business with the school(s) through a management or services agreement, please identify only the name of the organization, your position in the organization, and the relationship between such organization and the school(s). If there was no financial interest, write **None**.

Organization conducting business with the school(s)	Nature of business conducted	Approximate value of the business conducted	Name of Trustee and/or immediate family member of household holding an interest in the organization conducting business with the school(s) and the nature of the interest	Steps Taken to Avoid Conflict of Interest
<i>Please write "None" if applicable. Do not leave this space blank.</i>				
NONE	NONE	NONE	NONE	NONE

Signature

Date

Please note that this document is considered a public record and as such, may be made available to members of the public upon request under the Freedom of Information Law. Personal contact information provided below will be redacted.

Business Telephone:

Business Address:

E-mail Address:

Home Telephone:

Home Address:

<p align="center">Disclosure of Financial Interest by a Current or Proposed Charter School Education Corporation Trustee</p>

Trustee Name:

Ronald L. Zarella

Name of Charter School Education Corporation (for an unmerged school, this is the Charter School Name):

True North Rochester Prep Charter School

1. List all positions held on the education corporation board (e.g., president, treasurer, parent representative). Finance Committee Chair, Development Committee Member

2. Is the trustee an employee of any school operated by the Education Corporation?
☐ Yes ☒ No

If **Yes**, for each school, please provide a description of the position(s) you hold, your responsibilities, your salary and your start date.

3. Is the trustee an employee or agent of the management company or institutional partner of the charter school(s) governed by the Education Corporation?
☐ Yes ☒ No

If **Yes**, for each school, please provide a description of the position(s) you hold, your responsibilities, your salary and your start date.

4. Identify each interest/transaction (and provide the requested information) that you or any of your immediate family members or any persons who live with you in your house have held or engaged in with the charter school(s) governed by the Education Corporation during the time you have served on the board, and in the six-month period prior to such service. If there has been no such financial interest or transaction, write **None**. Please note that if you answered **Yes** to Questions 2-4 above, you need not disclose again your employment status, salary, etc.

Date(s)	Nature of Financial Interest/Transaction	Steps taken to avoid a conflict of interest, (e.g., did not vote, did not participate in discussion)	Name of person holding interest or engaging in transaction and relationship to yourself

<i>Please write "None" if applicable. Do not leave this space blank.</i>			
NONE	NONE	NONE	NONE

5. Identify each individual, business, corporation, union association, firm, partnership, committee proprietorship, franchise holding company, joint stock company, business or real estate trust, non-profit organization, or other organization or group of people doing business with the school(s) governed by the Education Corporation and in which such entity, during the time of your tenure as a trustee, you and/or your immediate family member(s) or person(s) living in your house had a financial interest or other relationship. If you are a member, director, officer or employee of an organization formally partnered with the school(s) that is/are doing business with the school(s) through a management or services agreement, please identify only the name of the organization, your position in the organization, and the relationship between such organization and the school(s). If there was no financial interest, write None.

Organization conducting business with the school(s)	Nature of business conducted	Approximate value of the business conducted	Name of Trustee and/or immediate family member of household holding an interest in the organization conducting business with the school(s) and the nature of the interest	Steps Taken to Avoid Conflict of Interest
<i>Please write "None" if applicable. Do not leave this space blank.</i>				
NONE	NONE	NONE	NONE	NONE

Signature Ronald L. Zavelle Date 7/16/2018

Please note that this document is considered a public record and as such, may be made available to members of the public upon request under the Freedom of Information Law. Personal contact information provided below will be redacted.

Business Telephone _____
 Business Address _____
 E-mail Address _____
 Home Telephone _____
 Home Address _____



Entry 8 BOT Table

Created: 07/23/2018 • Last updated: 07/26/2018

1. Current Board Member Information (Enter info for each BOT member)

	Trustee Name and Email Address	Position on the Board	Committee Affiliations	Voting Member Per By-Laws (Y/N)	Number of Terms Served	Start Date of Current Term (MM/DD/YYYY)	End Date of Current Term (MM/DD/YYYY)	Board Meetings Attended During 2017-18
1	Geoffrey Rosenberger	Chair	Finance, Development, Academic	Yes	4	06/30/2016	06/30/2019	6
2	Jean Howard	Trustee/Member	Academic	Yes	5	06/30/2018	06/30/2021	5 or less
3	Jim Ryan	Trustee/Member	Finance, Development	Yes	4	06/30/2016	06/30/2019	6
4	Ron Zarrella	Trustee/Member	Finance, Development	Yes	3	06/30/2018	06/30/2021	6
5	Rebecca Sumner	Vice Chair	Finance, Academic	Yes	4	06/30/2018	06/30/2021	6
6	Joshua Phillips	Trustee/Member		Yes	2	06/30/2018	06/30/2021	5 or less
7	James Barger	Trustee/Member	Finance, Development	Yes	1	01/11/2017	06/30/2020	5 or less
8	Ebony Miller-Wesley	Trustee/Member	Academic	Yes	1	01/10/2018	06/30/2021	5 or less
9	Jim Costanza	Trustee/Member	Academic	Yes	1	01/10/2018	06/30/2021	5 or less

1a. Are there more that 9 members of the Board of Trustees?

No

2. Total number of members on June 30, 2018	9
3. Total number of members joining the Board during the 2017-18 school year	2
4. Total number of members departing the Board during the 2017-18 school year	1
5. Number of voting members in 2017-18, as set by the by-laws, resolution or minutes	9
6. Number of Board meetings conducted during the 2017-18 School Year	6
7. Number of Board meetings scheduled for the coming 2018-19 school year	6

Thank you.



Entry 10 Enrollment and Retention of Special Populations

Created: 07/23/2018 • Last updated: 07/31/2018

Instructions for Reporting Enrollment and Retention Strategies

Describe the efforts the charter school has made in 2017-18 toward meeting targets to attract and retain enrollment of students with disabilities, English language learners, and students who are economically disadvantaged. In addition, describe the school's plans for meeting or making progress toward meeting its enrollment and retention targets in 2018-19.

ROCHESTER PREP CS 3 (SUNY TRUSTEES)Section Heading

Recruitment/Attraction Efforts Toward Meeting Targets

	Describe Recruitment Efforts in 2017-18	Describe Recruitment Plans in 2018-19)
Economically Disadvantaged	<p>In 2017-2018, we plan to continue on the success we've had in recruiting all members of the Rochester City School District, especially those who have special educational needs and students who are designated as English Language Learners. Overall, Rochester Prep has found that the best way to recruit new students is through word of mouth, particularly through the networks and connections of families with students already attending the school. The Rochester Prep application asks applicants "How did you hear about us?" and "Word of Mouth" is consistently the top response. This is true for recruitment of all students, including the target populations mentioned here. Therefore, Rochester Prep recognizes the importance of building relationships with the families of both current students and future students and places those efforts at the heart of all of its recruitment and retention practices.</p> <p>With this in mind, one change that Rochester has made since last year is to hire a Director of Strategic Initiatives. This position is intended in part to support family and community engagement throughout all Rochester Prep Charter schools. Our current Director of Strategic Initiatives, Christy</p>	<p>In 2018-2019, we plan to continue on the success we've had in recruiting all members of the Rochester City School District, especially those who qualify for Free/Reduced Price Lunch, have special educational needs, and who are designated as English Language Learners. Overall, Rochester Prep has found that the best way to recruit new students is through word of mouth, particularly through the networks and connections of families with students already attending the school. The Rochester Prep application asks applicants "How did you hear about us?" and "Word of Mouth" is consistently the top response. This is true for recruitment of all students, including the target populations mentioned here. Therefore, Rochester Prep recognizes the importance of building relationships with the families of both current students and future students and places those efforts at the heart of all of its recruitment and retention practices. With this in mind, we maintained largely the same efforts from previous years and added some new ones. We purchased billboards in key areas throughout the city, sent multiple postcards home to Rochester residents, attended pre-K events, and staff go door to door in key neighborhoods, and advertised</p>

Hendler, has already begun supporting student recruitment efforts, such as building relationships with other charter schools and with the city school district. The Director of Special Education for Rochester Prep, Lisa Delfavero-Krempa, also supports the recruitment and retention of students with disabilities and English Language Learners. To spread the word about Rochester Prep, we set up bus ads and billboards in zip codes with low income populations. Also, as stated above, our strongest recruitment practice is asking current families to speak with their family and friends about Rochester Prep, as this helps us continue to recruit a high percentage of students from low income backgrounds.

on radio and social media, to name a few. Importantly, we also teamed with almost every other charter school in the city and with an education non-profit organization, E3, to create a central application in which a person in a parental role for a child can apply to every participating charter school at once. Called Good Schools Roc, the website provides information about charter schools, information about each participating school, as well as a link to the application and help with completing it. The application is available in English and Spanish, all of our school office managers were trained in helping parents apply, and there was a help line available as well.

In 2017-2018, we plan to continue on the success we've had in recruiting all members of the Rochester City School District, especially those who have special educational needs and students who are designated as English Language Learners. Overall, Rochester Prep has found that the best way to recruit new students is through word of mouth, particularly through the networks and connections of families with students already attending the school. The Rochester Prep application asks applicants "How did you hear about us?" and "Word of Mouth" is consistently the top response. This is true for recruitment of all students, including the target populations mentioned here. Therefore, Rochester Prep recognizes the importance of building relationships with the families of both current students and future students and places those efforts at the heart of all of its recruitment and retention practices.

With this in mind, one change that Rochester has made since last year is to hire a Director of Strategic Initiatives. This position is intended in part to support family and community engagement throughout all Rochester Prep Charter schools. Our current Director of Strategic Initiatives, Christy Hendler, has already begun supporting student recruitment efforts, such as building relationships with other charter schools and with the city school district. The Director of Special Education for Rochester Prep, Lisa Delfavero-Krempa, also supports the

We are still actively recruiting for an ELL Coordinator, and have had three interviews. We have had three additional internal staff enroll in TESOL college programming to obtain certification. We are also planning to build a Rochester-specific working group with those staff members in order to discuss ways we can support our ENL (new term) students consistently. This group will focus on instructional best practice and building deeper connections with ENL families. At the end of the 17-18 school year, the DOSE and SPED Coordinators visited a few TESOL teachers within the RCSD to observe, meet, and pull additional best practices. The best practice that has been most fruitful is ordering books for an ENL specific library

English Language Learners	<p>recruitment and retention of students with disabilities and English Language Learners. In the 2017-2018 lottery, students with this designation received third preference (after siblings and children of employees, based on new state laws). This change shows Rochester Prep's dedication to serving students with limited English proficiency. Some recruitment strategies we have used to boost ELL enrollment this year are placing radio ads on local radio stations in both English and Spanish, and having flyers in both English and Spanish. Additionally, our Director of Special Education has held information sessions at local community centers and refugee centers that specifically work with families with limited English proficiency.</p> <p>One new initiative this year is that our new Director of Strategic Initiatives (DSI) has worked to build a connection with a nearby dual language charter school. This school has a higher ELL population than Rochester Prep, so our DSI has been learning recruitment best practices from them. We hope to better understand and implement some of these new practices further in next year's lottery process.</p> <p>Finally, we are in the process of hiring an ELL Coordinator to support all Rochester Prep schools. We hope this individual would help support the recruitment, retention, and learning of ELL students across our schools, and help continue to build relationships in the community with these families. To date we have been unsuccessful in finding a candidate that would fit the role, but we are still looking to fill this position.</p>	<p>that encompasses books for all cultures and languages present in schools. We have recruited at refugee, ESOL, and other family assistance agencies such as: Mary's Place Outreach, Catholic Family Center, Rochester Refugee and ESOL Associates of Rochester. Importantly, we also teamed with almost every other charter school in the city and with an education non-profit organization, E3, to create a central application in which a person in a parental role for a child can apply to every participating charter school at once. Called Good Schools Roc, the website provides information about charter schools, information about each participating school, as well as a link to the application and help with completing it. The application is available in English and Spanish, all of our school office managers were trained in helping parents apply, and there was a help line available as well.</p>
	<p>In 2017-2018, we plan to continue on the success we've had in recruiting all members of the Rochester City School District, especially those who have special educational needs and students who are designated as English Language Learners. Overall, Rochester Prep has found that the best way to recruit new students is through word of mouth, particularly through the</p>	<p>We continued to expand our 15:1 program and focus on successful student academic outcomes. The program currently has a waiting list of 5 students. We have a multiyear plan to expand small class special education programming at elementary and high school levels, and have set strategic meetings between the DOSE and MD to support this expansion. We are continuing to develop stronger relationships with RCSD and other neighboring district CSEs that we currently have special education students</p>

Students with Disabilities

networks and connections of families with students already attending the school. The Rochester Prep application asks applicants “How did you hear about us?” and “Word of Mouth” is consistently the top response. This is true for recruitment of all students, including the target populations mentioned here. Therefore, Rochester Prep recognizes the importance of building relationships with the families of both current students and future students and places those efforts at the heart of all of its recruitment and retention practices.

With this in mind, one change that Rochester has made since last year is to hire a Director of Strategic Initiatives. This position is intended in part to support family and community engagement throughout all Rochester Prep Charter schools. Our current Director of Strategic Initiatives, Christy Hendler, has already begun supporting student recruitment efforts, such as building relationships with other charter schools and with the city school district. The Director of Special Education for Rochester Prep, Lisa DeFavero-Krempa, also supports the recruitment and retention of students with disabilities and English Language Learners.

from. Gates-Chili is a district that we have had more successful CSE referrals and collaboration with this past school year. Efforts include a deeper understanding of the CSE chair’s needs, spending additional meeting time together, and collaborating with families to understand the district responsibilities for 1:1 aides and transportation, allowing students from this district who are classified to still remain at Rochester Prep and receive appropriate services. This year, we expanded our high school staffing to add one special education teacher, and our ES 3 staffing model to add one special education teacher and a social worker. All roles are filled at this time. Importantly, we also teamed with almost every other charter school in the city and with an education non-profit organization, E3, to create a central application in which a person in a parental role for a child can apply to every participating charter school at once. Called Good Schools Roc, the website provides information about charter schools, information about each participating school, as well as a link to the application and help with completing it. The application is available in English and Spanish, all of our school office managers were trained in helping parents apply, and there was a help line available as well.

Retention Efforts Toward Meeting Targets

	Describe Retention Efforts in 2017-18	Describe Retention Plans in 2018-19)
	<p>best way to recruit new students is through word of mouth, particularly through the networks and connections of families with students already attending the school. The Rochester Prep application asks applicants “How did you hear about us?” and “Word of Mouth” is consistently the top response. This is true for recruitment of all students, including the target populations mentioned here. Therefore, Rochester Prep recognizes the importance of building relationships with the families of both current students and future students and places those efforts at</p>	<p>In 2018-2019, we plan to continue on the success we’ve had in recruiting all members of the Rochester City School District, especially those who are economically disadvantaged, have special educational needs, and who are designated as English Language Learners. Overall, Rochester Prep has found that the best way to recruit new students is through word of mouth, particularly through the networks and connections of families with students already attending the school. The Rochester Prep application asks applicants “How did you hear about us?” and “Word of Mouth” is consistently the top response. This is true for recruitment of all students, including the target populations mentioned here.</p>

Economically Disadvantaged

the heart of all of its recruitment and retention practices. With this in mind, one change that Rochester has made since last year is to hire a Director of Strategic Initiatives. This position is intended in part to support family and community engagement throughout all Rochester Prep Charter schools. Our current Director of Strategic Initiatives, Christy Hendler, has already begun supporting student recruitment efforts, such as building relationships with other charter schools and with the city school district. The Director of Special Education for Rochester Prep, Lisa DelFavero-Krempa, also supports the recruitment and retention of students with disabilities and English Language Learners. Relationships are also important to how we retain students from all backgrounds. If a student wishes to leave our school, we ask that the parent or guardian come into the school to meet with our Principal and/or Director of Operations. This is to understand the root cause of the family’s desire to leave our community and attempt to address the cause, as well as to explain the difficulty of re-admittance later on should the student wish to return to Rochester Prep. In this way, we attempt to understand the concerns of our families and help make the best decision for the child. Most of these policies and practices are not new, and since we already have a strong enrollment and retention process for low income populations, we have focused most of our recent initiatives on students with disabilities and English Language Learners.

Therefore, Rochester Prep recognizes the importance of building relationships with the families of both current students and future students and places those efforts at the heart of all of its recruitment and retention practices. Relationships are also important to how we retain students from all backgrounds. Just as we have done in previous years, if a student wishes to leave our school, we ask that the parent or guardian come into the school to meet with our Principal and/or Director of Operations. This is to understand the root cause of the family’s desire to leave our community and attempt to address the cause, as well as to explain the difficulty of re-admittance later on should the student wish to return to Rochester Prep. In this way, we attempt to understand the concerns of our families and help make the best decision for the child. Most of these policies and practices are not new, and since we already have a strong enrollment and retention process for low income populations, we have focused most of our recent initiatives on students with disabilities and English Language Learners. At the end of the 17-18 school year, the Director of Special Education and SPED Coordinators visited a few TESOL teachers within the Rochester City School District to observe, meet, and pull additional best practices to recruit and retain students. The best practice that has been most fruitful is ordering books for an ENL specific library that encompasses books for all cultures and languages present in schools. Furthermore, this year, we expanded our high school staffing to add one special education teacher, and our ES 3 staffing model to add one special education teacher and a social worker.

Overall, Rochester Prep has found that the best way to recruit new students is through word of mouth, particularly through the networks and connections of families with students already attending the school. The Rochester Prep application asks applicants “How did you hear about us?” and “Word of Mouth” is consistently the top response. This is true for recruitment of all students,

In 2018-2019, we plan to continue on the success we’ve had in recruiting all members of the Rochester City School District, especially those who are economically disadvantaged, have special educational needs, and who are designated as English Language Learners. Overall, Rochester Prep has found that the best way to recruit new students is through word of mouth, particularly through the networks and connections of families with students already

including the target populations mentioned here. Therefore, Rochester Prep recognizes the importance of building relationships with the families of both current students and future students and places those efforts at the heart of all of its recruitment and retention practices.

With this in mind, one change that Rochester has made since last year is to hire a Director of Strategic Initiatives. This position is intended in part to support family and community engagement throughout all Rochester Prep Charter schools. Our current Director of Strategic Initiatives, Christy Hendler, has already begun supporting student recruitment efforts, such as building relationships with other charter schools and with the city school district. The Director of Special Education for Rochester Prep, Lisa DeFavero-Krempa, also supports the recruitment and retention of students with disabilities and English Language Learners. Relationships are also important to how we retain students from all backgrounds. If a student wishes to leave our school, we ask that the parent or guardian come into the school to meet with our Principal and/or Director of Operations. This is to understand the root cause of the family's desire to leave our community and attempt to address the cause, as well as to explain the difficulty of re-admittance later on should the student wish to return to Rochester Prep. In this way, we attempt to understand the concerns of our families and help make the best decision for the child.

Most of these policies and practices are not new, and since we already have a strong enrollment and retention process for low income populations, we have focused most of our recent initiatives on students with disabilities and English Language Learners.

attending the school. The Rochester Prep application asks applicants "How did you hear about us?" and "Word of Mouth" is consistently the top response. This is true for recruitment of all students, including the target populations mentioned here. Therefore, Rochester Prep recognizes the importance of building relationships with the families of both current students and future students and places those efforts at the heart of all of its recruitment and retention practices. Relationships are also important to how we retain students from all backgrounds. Just as we have done in previous years, if a student wishes to leave our school, we ask that the parent or guardian come into the school to meet with our Principal and/or Director of Operations. This is to understand the root cause of the family's desire to leave our community and attempt to address the cause, as well as to explain the difficulty of re-admittance later on should the student wish to return to Rochester Prep. In this way, we attempt to understand the concerns of our families and help make the best decision for the child. Most of these policies and practices are not new, and since we already have a strong enrollment and retention process for low income populations, we have focused most of our recent initiatives on students with disabilities and English Language Learners. At the end of the 17-18 school year, the Director of Special Education and SPED Coordinators visited a few TESOL teachers within the Rochester City School District to observe, meet, and pull additional best practices to recruit and retain students. The best practice that has been most fruitful is ordering books for an ENL specific library that encompasses books for all cultures and languages present in schools. Furthermore, this year, we expanded our high school staffing to add one special education teacher, and our ES 3 staffing model to add one special education teacher and a social worker.

Overall, Rochester Prep has found that the best way to recruit new students is through word of mouth, particularly through the networks and connections of families with

In 2018-2019, we plan to continue on the success we've had in recruiting all members of the Rochester City School District, especially those who are economically disadvantaged, have special educational needs, and who are designated as English

Students with Disabilities

students already attending the school. The Rochester Prep application asks applicants “How did you hear about us?” and “Word of Mouth” is consistently the top response. This is true for recruitment of all students, including the target populations mentioned here. Therefore, Rochester Prep recognizes the importance of building relationships with the families of both current students and future students and places those efforts at the heart of all of its recruitment and retention practices.

With this in mind, one change that Rochester has made since last year is to hire a Director of Strategic Initiatives. This position is intended in part to support family and community engagement throughout all Rochester Prep Charter schools. Our current Director of Strategic Initiatives, Christy Hendler, has already begun supporting student recruitment efforts, such as building relationships with other charter schools and with the city school district. The Director of Special Education for Rochester Prep, Lisa DelFavero-Krempa, also supports the recruitment and retention of students with disabilities and English Language Learners. Relationships are also important to how we retain students from all backgrounds. If a student wishes to leave our school, we ask that the parent or guardian come into the school to meet with our Principal and/or Director of Operations. This is to understand the root cause of the family’s desire to leave our community and attempt to address the cause, as well as to explain the difficulty of re-admittance later on should the student wish to return to Rochester Prep. In this way, we attempt to understand the concerns of our families and help make the best decision for the child.

Most of these policies and practices are not new, and since we already have a strong enrollment and retention process for low-income populations, we have focused most of our recent initiatives on students with disabilities and English Language Learners.

Language Learners. Overall, Rochester Prep has found that the best way to recruit new students is through word of mouth, particularly through the networks and connections of families with students already attending the school. The Rochester Prep application asks applicants “How did you hear about us?” and “Word of Mouth” is consistently the top response. This is true for recruitment of all students, including the target populations mentioned here. Therefore, Rochester Prep recognizes the importance of building relationships with the families of both current students and future students and places those efforts at the heart of all of its recruitment and retention practices. Relationships are also important to how we retain students from all backgrounds. Just as we have done in previous years, if a student wishes to leave our school, we ask that the parent or guardian come into the school to meet with our Principal and/or Director of Operations. This is to understand the root cause of the family’s desire to leave our community and attempt to address the cause, as well as to explain the difficulty of re-admittance later on should the student wish to return to Rochester Prep. In this way, we attempt to understand the concerns of our families and help make the best decision for the child. Most of these policies and practices are not new, and since we already have a strong enrollment and retention process for low income populations, we have focused most of our recent initiatives on students with disabilities and English Language Learners. At the end of the 17-18 school year, the Director of Special Education and SPED Coordinators visited a few TESOL teachers within the Rochester City School District to observe, meet, and pull additional best practices to recruit and retain students. The best practice that has been most fruitful is ordering books for an ENL specific library that encompasses books for all cultures and languages present in schools. Furthermore, this year, we expanded our high school staffing to add one special education teacher, and our ES 3 staffing model to add one special education teacher and a social worker.



Entry 11 Classroom Teacher and Administrator Attrition

Created: 07/23/2018 • Last updated: 08/01/2018

Report changes in teacher and administrator staffing.

Instructions for completing the Classroom Teacher and Administrator Attrition Tables

Charter schools must complete the tables titled 2017-2018 Classroom Teacher and Administrator Attrition to report changes in teacher and administrator staffing during the 2017-2018 school year. Please provide the full time equivalent (FTE) of staff on June 30, 2017; the FTE for any departed staff from July 1, 2017 through June 30, 2018; the FTE for added staff from July 1, 2017 through June 30, 2018; and the FTE of staff added in newly created positions from July 1, 2017 through June 30, 2018 using the tables provided.

1. Classroom Teacher Attrition Table

	FTE Classroom Teachers on 6/30/17	FTE Classroom Teachers Departed 7/1/17 - 6/30/18	FTE Classroom Teachers Filling Vacant Positions 7/1/17 - 6/30/18	FTE Classroom Teachers Added in New Positions 7/1/17 - 6/30/18	FTE of Classroom Teachers on 6/30/18
	6	3	3	7	13

2. Administrator Position Attrition Table

	FTE Administrative Positions on 6/30/17	FTE Administrators Departed 7/1/17 - 6/30/18	FTE Administrators Filling Vacant Positions 7/1/17 - 6/30/18	FTE Administrators Added in New Positions 7/1/17 - 6/30/18	FTE Administrative Positions on 6/30/18
	2	0	0	0	2

3. Tell your school's story

Charter schools may provide additional information in this section of the Annual Report about their respective teacher and administrator attrition rates as some teacher or administrator departures do not reflect advancement or movement within the charter school networks. Schools may provide additional detail to reflect a teacher’s advancement up the ladder to a leadership position within the network or an administrator’s movement to lead a new network charter school.

(No response)

4. Charter schools must ensure that all prospective employees receive clearance through [the NYSED Office of School Personnel Review and Accountability](#) (OSPRA) prior to employment. After an employee has been cleared, schools are required to maintain proof of such clearance in the file of each employee. For the safety of all students, charter schools must take immediate steps to terminate the employment of individuals who have been denied clearance. Once the employees have been terminated, the school must terminate the request for clearance in the TEACH system.

Have all employees have been cleared through the NYSED TEACH system?

Yes

5. For perspective or current employees whose clearance has been denied, have you terminated their employment and removed them from the TEACH system?

	Yes
--	-----

Thank you

2018-19 Rochester Student Calendar

Updated:5/17/18

July '18						
S	M	T	W	Th	F	S
1	2	3	4	5	6	7
8	9	10	11	12	13	14
15	16	17	18	19	20	21
22	23	24	25	26	27	28
29	30	31				
0 School Days						

August '18						
S	M	T	W	Th	F	S
			1	2	3	4
5	6	7	8	9	10	11
12	13	14	15	16	17	18
19	20	21	22	23	24	25
26	27	28	29	30	31	
5+ School Days						

16-17	NYS August Regents Dates
15-16	HS Induction
16-17	ES & MS Induction
20	First Day for all Students

3 Labor Day (All Schools Closed)

September '18						
S	M	T	W	Th	F	S
						1
2	3	4	5	6	7	8
9	10	11	12	13	14	15
16	17	18	19	20	21	22
23	24	25	26	27	28	29
30						
19 School Days						

October '18						
S	M	T	W	Th	F	S
	1	2	3	4	5	6
7	8	9	10	11	12	13
14	15	16	17	18	19	20
21	22	23	24	25	26	27
28	29	30	31			
22 School Days						

8 All Schools Closed

12 Veteran's Day (All Schools Closed)
21 All schools closed
22-23 Thanksgiving (All Schools Closed)

November '18						
S	M	T	W	Th	F	S
				1	2	3
4	5	6	7	8	9	10
11	12	13	14	15	16	17
18	19	20	21	22	23	24
25	26	27	28	29	30	
18+ School Days						

December '18						
S	M	T	W	Th	F	S
						1
2	3	4	5	6	7	8
9	10	11	12	13	14	15
16	17	18	19	20	21	22
23	24	25	26	27	28	29
30	31					
15 School Days						

24-31 Winter Break (All Schools Closed)

1-4 Winter Break (All Schools Closed)
21 MLK Day
22-23 ES IA#2: K-4 Math
22-25 NYS January Regents Dates

January '19						
S	M	T	W	Th	F	S
		1	2	3	4	5
6	7	8	9	10	11	12
13	14	15	16	17	18	19
20	21	22	23	24	25	26
27	28	29	30	31		
18 School Days						

February '19						
S	M	T	W	Th	F	S
					1	2
3	4	5	6	7	8	9
10	11	12	13	14	15	16
17	18	19	20	21	22	23
24	25	26	27	28		
15+ School Days						

18 President's Day (All Schools Closed)
19 All Schools Closed
20-22 February Break

March '19						
S	M	T	W	Th	F	S
						2
3	4	5	6	7	8	9
10	11	12	13	14	15	16
17	18	19	20	21	22	23
24	25	26	27	28	29	30
31						
21 School Days						

April '19						
S	M	T	W	Th	F	S
	1	2	3	4	5	6
7	8	9	10	11	12	13
14	15	16	17	18	19	20
21	22	23	24	25	26	27
28	29	30				
16+ School Days						

2-3 NYS ELA Test (3rd-8th)
15-19 Spring Break

1-2 NYS Math Test (3rd-7th)
1-2 NYS Gr8 Mock Regents (Algebra I & LE)
6-17 HS AP Exams
27 Memorial Day (All Schools Closed)

May '19						
S	M	T	W	Th	F	S
			1	2	3	4
5	6	7	8	9	10	11
12	13	14	15	16	17	18
19	20	21	22	23	24	25
26	27	28	29	30	31	
22 School Days						

June '19						
S	M	T	W	Th	F	S
						1
2	3	4	5	6	7	8
9	10	11	12	13	14	15
16	17	18	19	20	21	22
23	24	25	26	27	28	29
30						
10+ School Days						

3 NYS HS Regents- Global History & Geography II
14 NYS ES and MS Last Day
18-25 NYS HS Regents
18 NYS Living Environment Regents (8th)
19 NYS Algebra I Regents (8th)
25 Last Day of School

The following are days that Rochester Prep will differ with Rochester Central School District (RCSD). As always, Rochester Prep will offer transportation on the days when RCSD is off, but Rochester Prep is in session.

Rochester City Schools in session, but Rochester Prep off: January 2nd – January 4th

Rochester Prep in session, but Rochester City Schools off

September 4th
October 5th
November 6th
December 21st
March 22nd
May 27th