



I. SCHOOL INFORMATION AND COVER PAGE (To be Completed By All Charter Schools)

Last updated: 07/31/2015

Please be advised that you will need to complete this task first (including signatures) before all of the other tasks assigned to you by your authorizer are visible on your task page. While completing this task, please ensure that you select the correct authorizer or you may not be assigned the correct tasks.

Page 1

1. SCHOOL NAME AND AUTHORIZER

(Select name from the drop down menu)

SUCCESS ACADEMY CS-FORT GREENE (SUNY TRUSTEES) 331300861039

2. CHARTER AUTHORIZER

(For technical reasons, please re-select authorizer name from the drop down menu).

SUNY-Authorized Charter School

3. DISTRICT / CSD OF LOCATION

NYC CSD 13

4. SCHOOL INFORMATION

	PRIMARY ADDRESS	PHONE NUMBER	FAX NUMBER	EMAIL ADDRESS
	101 Park Avenue, 3rd Floor, Brooklyn, NY, 11205	646-790-2137	914-462-3407	

4a. PHONE CONTACT NUMBER FOR AFTER HOURS EMERGENCIES

Contact Name	Lillian Forsyth
Title	Associate Director of Operations
Emergency Phone Number (###-###-####)	

5. SCHOOL WEB ADDRESS (URL)

www.successacademies.org

6. DATE OF INITIAL CHARTER

2012-06-01 00:00:00

7. DATE FIRST OPENED FOR INSTRUCTION

2013-08-01 00:00:00

8. FINAL VERIFIED BEDS ENROLLMENT FOR THE 2014-15 School Year as reported to Department's Office of Information and Reporting Services (via the NYC DOE for charter schools in NYC) in August.

206

9. GRADES SERVED IN SCHOOL YEAR 2014-15

Check all that apply

Grades Served	K, 1, 2
---------------	---------

10. DOES THE SCHOOL CONTRACT WITH A CHARTER OR EDUCATIONAL MANAGEMENT ORGANIZATION?

	Yes/No	Name of CMO/EMO
	Yes	Success Academy Charter Schools

10a. Please provide the name and contact information for each of the following individuals who are management level personnel associated with the CMO.

	Name	Work Phone	Alternate Phone	Email Address	Contact this individual also in emergencies
CEO (e.g., network superintendent)	Eva Moskowitz				Yes
CFO (e.g., network CFO)	Dennis McIntosh				Yes
Compliance Contact	Emily Kim				Yes
Complaint Contact	Emily Kim				Yes

Page 2

11. FACILITIES

Will the School maintain or operate multiple sites?

No, just one site.

12. SCHOOL SITES

Please list the sites where the school will operate in 2015-16.

	Physical Address	Phone Number	District/CSD	Grades Served at Site	School at Full Capacity at Site	Facilities Agreement
Site 1 (same as primary site)	101 Park Avenue, 3rd Floor, Brooklyn, NY, 11205	646-790-2137	CSD 13	K-2	Yes	DOE space
Site 2						
Site 3						

12a. Please provide the contact information for Site 1 (same as the primary site).

	Name	Work Phone	Alternate Phone	Email Address
School Leader	Candido Brown	[REDACTED]		[REDACTED]
Operational Leader	Chelsea Mancini	[REDACTED]		[REDACTED]
Compliance Contact	Emily Kim	[REDACTED]		[REDACTED]
Complaint Contact	Emily Kim	[REDACTED]		[REDACTED]

Page 3

14. Were there any revisions to the school's charter during the 2014-2015 school year? (Please include both those that required authorizer approval and those that did not require authorizer approval).

Yes

14a. Summary of Charter Revisions

	Category (Select Best Description)	Specific Revision (150 word limit)	Date Approved by BOT (if applicable)	Date Approved by Authorizer (if applicable)
1	Change in admissions/enrollment policy	An amendment was made to include a lottery preference for English Language Learners in the school's admissions policy, pending US Department of Education guidance.	10/2014	
2	Change in admissions/enrollment policy	An amendment was made to remove a lottery preference for English Language Learners in the school's admissions policy, pursuant to US Department of Education guidance.	03/2015	
3				

4				
5				

15. Name and Position of Individual(s) Who Completed the 2014-15 Annual Report.


(No response)

16. Our signatures below attest that all of the information contained herein is truthful and accurate and that this charter school is in compliance with all aspects of its charter, and with all pertinent Federal, State, and local laws, regulations, and rules. We understand that if any information in any part of this report is found to have been deliberately misrepresented, that will constitute grounds for the revocation of our charter. Check **YES if you agree and use the mouse on your PC or the stylist on your mobile device to sign your name).**


Responses Selected:

Yes

Signature, Head of Charter School



Signature, President of the Board of Trustees



Thank you.



Appendix A: Link to the New York State School Report Card

Last updated: 07/31/2015

Page 1

Charter School Name:

1. NEW YORK STATE REPORT CARD

Provide a direct URL or web link to the most recent New York State School Report Card for the charter school (See <https://reportcards.nysed.gov/>).

(Charter schools completing year one will not yet have a School Report Card or link to one. Please type "URL is not available" in the space provided).

URL is not available



**Success Academy Charter
School – Fort Greene**

**2014-15 ACCOUNTABILITY
PLAN
PROGRESS REPORT**

Submitted to the SUNY Charter Schools Institute on:

September 15, 2015

By Jessica Hinel

101 Park Avenue, Floor 3
Brooklyn, NY 11205
(646) 790-2137

Jessica Hinel, Data Coordinator, prepared this 2014-15 Accountability Progress Report on behalf of the school's board of trustees:

Trustee's Name	Board Position
Sam Cole	Chair
Bryan Binder	Vice Chair
Scott Friedman	Treasurer
Greg Sawers	Secretary
Cate Shainker	
Sam Chainani	
Lance Rosen	
Derrell Bradford	
Khadijah Patrick-Pickel	<i>Ex-officio</i> Parent Representative
Rich Barrera	
Suleman Lunat	
Graham Officer	
Jarrett Posner	
David Nanus	

Candido Brown has served as the school leader since the 2014-2015 school year.

INTRODUCTION

The mission of Success Academy Charter School – Fort Greene (“SA Fort Greene”) is to provide students in New York City with an exceptionally high-quality education that gives them the knowledge, skills, character, and disposition to meet and exceed New York State Common Core Learning Standards and the resources to lead and succeed in school, college, and a competitive global economy.

School Enrollment by Grade Level and School Year¹

School Year	K	1	2	3	4	5	6	7	8	9	10	11	12	Total
2011-12														
2012-13														
2013-14	71	51												122
2014-15	70	67	51											188

¹ Enrollment numbers are current as of April 1, 2015. Per instruction from SUNY, enrollment numbers reflect originating charters.

ENGLISH LANGUAGE ARTS

Goal 1: English Language Arts

Students will demonstrate proficiency in reading, writing, and comprehending the English language.

Background

Believing that all students can succeed, SA Fort Greene goes above and beyond Common Core standards. SA Fort Greene uses THINK Literacy, a comprehensive balanced literacy program, in all grades. THINK Literacy was developed in-house by the Instructional Management team at Success Academy Charter Schools, the charter management organization. There are many components of THINK, including Shared Text, Guided Reading, Read Aloud with Discussion, Reading Workshop, and Writing Workshop. During Shared Text, the teacher displays a text and the whole class reads and analyzes it together, giving students practice interpreting brief, engaging texts. During Guided Reading, the teacher works with a small group of students to read and comprehend a book that is one level above what they can read and understand independently. During Read Aloud with Discussion, the teacher models the internal thinking that excellent readers exhibit, and students discuss their ideas about the book with their classmates. During Reading Workshop and Writing Workshop, students internalize key aspects of great reading and writing, through direct instruction, independent work, and partner work. All THINK components press students to read, write, think, and speak with clarity and precision.

In kindergarten and first grade, students also receive extensive phonics instruction. This early literacy curriculum is modeled on an enhanced version of Success For All (SFA), which has a proven track record in urban schools and has been implemented in 1,300 schools around the United States.

Students are assessed in reading regularly. They progress to the next instructional reading level when ready. Thus, children are assigned to appropriate reading levels based on reading performance, not age or grade.

SA Fort Greene enforces specific protocols for how it collects, distributes, and analyzes data. These protocols work to help teachers and school leaders freely access information in real-time. In a fast-paced and constantly changing school environment, having ready access to academic data empowers the staff to better decide how to expend time and resources so as to maximize student achievement.

SA Fort Greene views its teachers as Olympic athletes who must constantly train and improve their skills. Professional development is a regular part of their professional responsibilities as it develops skills, provides content area knowledge, and improves pedagogical techniques so that the teachers are prepared to “win the race” that is educating children. Further information is available in the school’s charter.

Goal 1: Absolute Measure

Each year, 75 percent of all tested students enrolled in at least their second year will perform at proficiency on the New York State English language arts examination for grades 3-8.

This measure assumes that the general format and structure of the State ELA exam will remain consistent. To the extent that there are significant format and structure changes to the exam, the school understands that its authorizer will take such changes into account when assessing the school's performance.

Method

This school did not serve testing grades for the New York State English language arts examination in 2014-15.

Results

Not applicable.

Evaluation

Not applicable.

Additional Evidence

Not applicable.

Goal 1: Absolute Measure

Each year, the school's aggregate Performance Level Index ("PLI") on the State English language arts exam will meet the Annual Measurable Objective ("AMO") set forth in the state's NCLB accountability system.

Method

This school did not serve testing grades for the New York State English language arts examination in 2014-15.

Results

Not applicable.

Evaluation

Not applicable.

Goal 1: Comparative Measure

Each year, the percent of all tested students who are enrolled in at least their second year

and performing at proficiency on the state English language arts exam will be greater than that of all students in the same tested grades in the local school district.

Method

This school did not serve testing grades for the New York State English language arts examination in 2014-15 or in any of the comparison years.

Results

Not applicable.

Evaluation

Not applicable.

Additional Evidence

Not applicable.

Goal 1: Comparative Measure

Each year, the school will exceed its predicted level of performance on the state English language arts exam by an Effect Size of 0.3 or above (performing higher than expected to a meaningful degree) according to a regression analysis controlling for economically disadvantaged students among all public schools in New York State.

Method

SUNY has not provided Effect Size data.

Results

Not applicable.

Results

Not applicable.

Additional Evidence

Not applicable.

Goal 1: Growth Measure²

Each year, under the state's Growth Model, the school's mean unadjusted growth percentile in English language arts for all tested students in grades 4-8 will be above the state's unadjusted median growth percentile.

² See Guidelines for [Creating a SUNY Accountability Plan](#) for an explanation.

Method

This school did not serve testing grades for the New York State English language arts examination in 2014-15.

Results

Not applicable.

Evaluation

Not applicable.

Additional Evidence

Not applicable.

Summary of the English Language Arts Goal

Type	Measure	Outcome
Absolute	Each year, 75 percent of all tested students who are enrolled in at least their second year will perform at proficiency on the New York State English language arts exam for grades 3-8. This measure assumes that the general format and structure of the State ELA exam will remain consistent. To the extent that there are significant format and structure changes to the exam, the school understands that its authorizer will take such changes into account when assessing the school's performance.	N/A
Absolute	Each year, the school's aggregate Performance Level Index (PLI) on the state English language arts exam will meet that year's Annual Measurable Objective (AMO) set forth in the state's NCLB accountability system.	N/A
Comparative	Each year, the percent of all tested students who are enrolled in at least their second year and performing at proficiency on the state English language arts exam will be greater than that of students in the same tested grades in the local school district.	N/A
Comparative	Each year, the school will exceed its predicted level of performance on the state English language arts exam by an Effect Size of 0.3 or above (performing higher than expected to a small degree) according to a regression analysis controlling for economically disadvantaged students among all public schools in New York State. (Using 2013-14 school district results.)	N/A
Growth	Each year, under the state's Growth Model the school's mean unadjusted growth percentile in English language arts for all tested students in grades 4-8 will be above the state's unadjusted median growth percentile.	N/A

Action Plan

While progress cannot yet be measured quantitatively, the school remains confident that the

program and curriculum described here and in the charter will lead to academic achievement that meets the goals outlined in the Accountability Plan.

- Provide students with opportunities to write across genres. Across a year, scholars will write narrative, argumentative, and informational pieces.

MATHEMATICS

Goal 2: Mathematics

Students will show competency in their understanding and application of mathematical computation and problem solving.

Background

SA Fort Greene uses Cognitively Guided Instruction (CGI) and the Investigations math program. Some of its key elements are described below:

- **Problem Solving** – CGI offers students a chance to solve real world, contextualized mathematical problems using conceptual understanding. Students learn the basics of problem solving strategies by solving daily word problems that require critical thinking and both written and verbal expression of mathematical reasoning. Students work individually to solve a problem and then share their strategies with their peers. The teacher leads a discussion based on student strategies that leads to understanding of mathematical properties.
- **Assessment** – SA Fort Greene administers Math Interim Assessments and weekly quizzes to determine the progress of students with respect to the Common Core standards. Teachers use the data to inform future instruction.
- **Common Core State Standard Alignment** – SA Fort Greene has mapped the scope and sequence of CGI and the Investigations math program to closely align with the Common Core. This scope and sequence closely follows the state and national requirements of what students should know and be able to do at each administration of the state math assessments. By aligning closely with the Common Core and assessments, teachers will have a much better sense of where their students stand in SA Fort Greene goal of preparing all students for college-track level mathematics in middle and high school.
- **Conceptual Understanding** – Investigations math places an emphasis on open-ended exploration and interactive learning components to each lesson to let students make sense of mathematics by building on ideas and observations from previous experiences. By learning mathematical ideas and procedures that is grounded in meaning, students are able to apply their thinking to new situations and unfamiliar problems. CGI uses daily world problems to give students meaning, understanding, and application to the math they learn.
- **Computational Fluency** – SA Fort Greene also provides students with regular math facts practice because it recognizes the importance of computational fluency. Math facts quizzes emphasize both accuracy and speed.

Goal 2: Absolute Measure

Each year, 75 percent of all tested students enrolled in at least their second year will perform at proficiency on the New York State mathematics examination for grades 3-8.

This measure assumes that the general format and structure of the State mathematics exam will remain consistent. To the extent that there are significant format and structure changes to the exam, the school understands that its authorizer will take such changes into account when assessing the school's performance.

Method

This school did not serve testing grades for the New York State mathematics examination in 2014-15.

Results

Not applicable.

Evaluation

Not applicable.

Additional Evidence

Not applicable.

Goal 2: Absolute Measure

Each year, the school's aggregate Performance Level Index (PLI) on the State mathematics exam will meet the Annual Measurable Objective (AMO) set forth in the state's NCLB accountability system.

Method

This school did not serve testing grades for the New York State mathematics examination in 2014-15.

Results

Not applicable.

Evaluation

Not applicable.

Goal 2: Comparative Measure

Each year, the percent of all tested students who are enrolled in at least their second year and performing at proficiency on the state mathematics exam will be greater than that of all students in the same tested grades in the local school district.

Method

This school did not serve testing grades for the New York State mathematics examination in 2014-15 or in any of the comparison years.

Results

Not applicable.

Evaluation

Not applicable.

Additional Evidence

Not applicable.

Goal 2: Comparative Measure

Each year, the school will exceed its predicted level of performance on the state mathematics exam by an Effect Size of 0.3 or above (performing higher than expected to a meaningful degree) according to a regression analysis controlling for economically disadvantaged students among all public schools in New York State.

Method

SUNY has not provided Effect Size data.

Results

Not applicable.

Evaluation

Not applicable.

Additional Evidence

Not applicable.

Goal 2: Growth Measure³

Each year, under the state's Growth Model, the school's mean unadjusted growth percentile in mathematics for all tested students in grades 4-8 will be above the state's unadjusted

³ See Guidelines for [Creating a SUNY Accountability Plan](#) for an explanation.

median growth percentile.

Method

This school did not serve testing grades for the New York State mathematics examination in 2014-15.

Results

Not applicable.

Evaluation

Not applicable.

Additional Evidence

Not applicable.

Summary of the Mathematics Goal

Type	Measure	Outcome
Absolute	Each year, 75 percent of all tested students who are enrolled in at least their second year will perform at proficiency on the New York State mathematics exam for grades 3-8. This measure assumes that the general format and structure of the State math exam will remain consistent. To the extent that there are significant format and structure changes to the exam, the school understands that its authorizer will take such changes into account when assessing the school's performance.	N/A
Absolute	Each year, the school's aggregate Performance Level Index (PLI) on the state mathematics exam will meet that year's Annual Measurable Objective (AMO) set forth in the state's NCLB accountability system.	N/A
Comparative	Each year, the percent of all tested students who are enrolled in at least their second year and performing at proficiency on the state mathematics exam will be greater than that of students in the same tested grades in the local school district.	N/A
Comparative	Each year, the school will exceed its predicted level of performance on the state mathematics exam by an Effect Size of 0.3 or above (performing higher than expected to a small degree) according to a	N/A

	regression analysis controlling for economically disadvantaged students among all public schools in New York State. (Using 2013-14 school district results.)	
Growth	Each year, under the state's Growth Model the school's mean unadjusted growth percentile in mathematics for all tested students in grades 4-8 will be above the state's unadjusted median growth percentile.	N/A

Action Plan

While progress cannot yet be measured quantitatively, the school remains confident that the program and curriculum described here and in the charter will lead to academic achievement that meets the goals outlined in the Accountability Plan.

SCIENCE

Goal 3: Science

Students will understand and apply scientific principles at a proficient level.

Background

The school's curriculum is unique in its attention to science, including unprecedented daily instruction. The school uses a discovery-based, experiential approach to science, guided by the most influential authorities on elementary science education today, the American Association for the Advancement of Science Benchmarks and the National Resource Council National Science Education Standards. Taught by specialized science teachers, students have hands-on experience with objects, materials, and organisms to understand the natural world. The curriculum provides students with a solid foundation in discovery-based science to ensure that they can excel in middle and high school science classes.

Goal 3: Absolute Measure

Each year, 75 percent of all tested students enrolled in at least their second year will perform at proficiency on the New York State science examination.

This measure assumes that the general format and structure of the State science exam will remain consistent. To the extent that there are significant format and structure changes to the exam, the school understands that its authorizer will take such changes into account when assessing the school's performance.

Method

This school did not serve testing grades for the New York State science examination in 2014-15.

Results

Not applicable.

Evaluation

Not applicable.

Additional Evidence

Not applicable.

Goal 3: Comparative Measure

Each year, the percent of all tested students enrolled in at least their second year and performing at proficiency on the state science exam will be greater than that of all students in the same tested grades in the local school district.

Method

This school did not serve testing grades for the New York State science examination in 2014-15 or in any of the comparison years.

Results

Not applicable.

Evaluation

Not applicable.

Additional Evidence

Not applicable.

Summary of the Science Goal

Type	Measure	Outcome
Absolute	Each year, 75 percent of all tested students enrolled in at least their second year will perform at proficiency on the New York State examination. This measure assumes that the general format and structure of the State science exam will remain consistent. To the extent that there are significant format and structure changes to the exam, the school understands that its authorizer will take such changes into account when assessing the school's performance.	N/A
Comparative	Each year, the percent of all tested students enrolled in at least their second year and performing at proficiency on the state exam will be greater than that of all students in the same tested grades in the local school district.	N/A

Action Plan

While progress cannot yet be measured quantitatively, the school remains confident that the program and curriculum described here and in the charter will lead to academic achievement that meets the goals outlined in the Accountability Plan.

NCLB

Goal 4: NCLB

The school will make Adequate Yearly Progress.

Goal 4: Absolute Measure

Under the state's NCLB accountability system, the school's Accountability Status is in good standing: the state has not identified the school as a Focus School nor determined that it has met the criteria to be identified as school requiring a local assistance plan.

Method

Because *all* students are expected to meet the state's learning standards, the federal No Child Left Behind legislation stipulates that various sub-populations and demographic categories of students among all tested students must meet state proficiency standards. New York, like all states, established a system for making these determinations for its public schools. Each year the state issues School Report Cards. The report cards indicate each school's status under the state's No Child Left Behind (NCLB) accountability system.

Results

SA Fort Greene did not receive an NCLB status in 2014-15.

Evaluation

Not applicable.

Additional Evidence

Not applicable.



Appendix B: Total Expenditures and Administrative Expenditures per Child

Last updated: 08/01/2015

Page 1

Charter School Name:

B. Financial Information

This information is required of ALL charter schools. Provide the following measures of fiscal performance of the charter school in Appendix B (Total Expenditures and Administrative Expenditures Per Child):

1. Total Expenditures Per Child

To calculate '**Total Expenditures per Child**' take total expenditures (from the unaudited 2014-15 Schedule of Functional Expenses) and divide by the year end per pupil count. (Integers Only. No dollar signs or commas).

Line 1: Total Expenditures	3499134
Line 2: Year End Per Pupil Count	206
Line 3: Divide Line 1 by Line 2	16986

2. Administrative Expenditures per Child

To calculate '**Administrative Expenditures per Child**' take the relevant portion from the 'personnel services cost' row and the 'management and general' column (from the unaudited 2014-15 Schedule of Functional Expenses) and divide by the year end per pupil count. The relevant portion that must be included in this calculation is defined as follows:

Administrative Expenditures: Administration and management of the charter school includes the activities and personnel of the offices of the chief school officers, the treasurer, the finance or business offices, the purchasing unit, the employee personnel offices, the records management offices, or a public information and services offices. It also includes those administrative and management services provided by other organizations or corporations on behalf of the charter school for which the charter school pays a fee or other compensation.

Please note the following:

- Do not include the FTE of personnel dedicated to administration of the instructional programs.
- Do not include Employee Benefit costs or expenditures in the above calculations.
- A template for the Schedule of Functional Expenses is provided on page 20 of the 2014-15 Annual Report Guidelines to assist schools identify the categories of expenses needed to compute the two per pupil calculations. This template does not need to be completed or submitted on August 1st as it will be submitted November 1st as part of the audited financial statements. Therefore schools should use unaudited amounts for these per pupil calculations. (See the 2014-15 Annual Report Guidelines in "Resources" area of your portal task page).

To calculate '**Administrative Expenditures per Child**' take the relevant portion from the 'personnel services cost' row and the 'management and general' column (from the 2014-15 Schedule of Functional Expenses) and divide by the year end per pupil count. (Integers Only. No dollar signs or commas).

Line 1: Relevant Personnel Services Cost (Row)	134428
Line 2: Management and General Cost (Column)	415232
Line 3: Sum of Line 1 and Line 2	549660
Line 4: Year End Per Pupil Count	206
Line 5: Divide Line 3 by the Year End Per Pupil Count	2668

Thank you.



Charter Schools Institute
The State University of New York

GENERAL INSTRUCTIONS FOR ANNUAL BUDGET/QUARTERLY REPORT

TEMPLATE TABS




1- GRAY tab contains the Instructions

Instructions	Provides description of tabs and input requirements.
------------------------------	--

2- BLUE tabs require input of information

1.) Name of School	Enter school name, contact information and academic year for the yearly budget and quarterly reports.
2.) Enrollment	Enter enrollment information on this tab. Use for inputting BOTH Annual Budget (& Revisions) and Quarterly Actuals. Includes: >Enrollment by Grade >Enrollment by District
3.) Staffing Plan	Enter staffing plan information on this tab. Use for inputting BOTH Annual Budget (& Revisions) and Quarterly Actuals. Includes: >Full Time Equivalent (FTE), by Position Category, By Quarter >Average Wage, by Position Category, By Quarter
4.) Yearly Budget	Enter data in light blue cells. >Enrollment data and Per Pupil Revenue for the current year are populated based upon input on tab "2.) Enrollment." >Avg FTE and Personnel Costs for current year are populated based upon input on tab "3.) Staffing Plan." >"Pior Year" column may be completed based upon preliminary data, and adjusted with Annual Audited data when the Quarter 2 Actuals are being submitted. >Budget Revisions, as necessary and approved by the school's Board of Directors, should be submitted when submitting Quarterly Actuals.
5.) Balance Sheet	Enter data in light blue cells. >"Pior Year" column may be completed based upon preliminary data, and adjusted with Annual Audited data when the Quarter 2 Actuals are being submitted.
6.) Quarterly Report	Enter data in light blue cells. >Enrollment data and Per Pupil Revenue for the current year are populated based upon input on tab "2.) Enrollment." >Avg FTE and Personnel Costs for current year are populated based upon input on tab "3.) Staffing Plan."
7.) Annual Report Requirement	Complete when submitting Actual Quarter 4.

CELL COLORS & GUIDANCE COMMENTS

-  = Enter information into the light BLUE shaded cells.
-  = Cells labeled in ORANGE containe guidance regarding the input of information.
-  = Cells containing RED triangles in the upper right corner contain "guidance comments" on that particular line item. Please "mouse-over" the triangle to reveal each comment.

Charter Funding Alphabetical By NYS School District
*** (Sum of Charter School Basic Tuition and Supplemental Basic Tuition)**

District Code	School District Name	Final 2014-15 Basic Tuition*	Final 2015-16 Basic Tuition*
--------------------------	-----------------------------	---	---



Charter Schools Institute
The State University of New York

ANNUAL BUDGET & QUARTERLY REPORT TEMPLATE

Success Academy Fort Greene

Contact Name: James Stotz
Contact Title: Controller
Contact Email: [REDACTED]
Contact Phone: [REDACTED]

Current Academic Year: 2015-16

Prior Academic Year: #NAME?

ENROLLMENT BY GRADES								
GRADES	K	1	2	3	4	5	6	7
INITIAL BUDGETED ENROLLMENT	90	90	90	60	0	0	0	0
TOTAL ENROLLMENT = 330								

ENROLLMENT BY DISTRICT

	PRIOR YEAR ACTUAL	ANNUAL BUDGET TOTAL DISTRICTS/ENROLLMENT BY QUARTER						
		QUARTER 1		QUARTER 2		QUARTER 3		QUAR
		Original	Revised	Original	Revised	Original	Revised	Original
		1	0	1	0	1	0	1
NUMBER OF SCHOOL DISTRICTS ENROLLED:	0	316.22	0	316.22	0	316.22	0	316.22
NUMBER OF STUDENTS ENROLLED:	0							

NOTE:
IF there are NO Annual Budget revisions leave "Revised Budgeted Enrollment" Column(s) COM
BLANK.
IF "Revised Budgeted Enrollment" column is utilized, all cells in the entire column should be con

	#NAME?	ANNUAL BUDGET ENROLLMENT BY QUARTER						
		QUARTER 1		QUARTER 2		QUARTER 3		QUAR
		Original Budgeted Enrollment	Revised Budgeted Enrollment	Original Budgeted Enrollment	Revised Budgeted Enrollment	Original Budgeted Enrollment	Revised Budgeted Enrollment	Original Budgeted Enrollment
		316.22		316.22		316.22		316.22

PRIMARY/OTHER	DISTRICT NAME(S)
1 PRIMARY District	NYC CHANCELLOR'S OFFICE
2 SECONDARY District	(Select from drop-down list)
Other District 3	(Select from drop-down list)
Other District 4	(Select from drop-down list)
Other District 5	(Select from drop-down list)
Other District 6	(Select from drop-down list)
Other District 7	(Select from drop-down list)
Other District 8	(Select from drop-down list)
Other District 9	(Select from drop-down list)
Other District 10	(Select from drop-down list)
Other District 11	(Select from drop-down list)
Other District 12	(Select from drop-down list)
Other District 13	(Select from drop-down list)
Other District 14	(Select from drop-down list)
Other District 15	(Select from drop-down list)
Other District 16	(Select from drop-down list)
Other District 17	(Select from drop-down list)
Other District 18	(Select from drop-down list)
Other District 19	(Select from drop-down list)
Other District 20	(Select from drop-down list)
Other District 21	(Select from drop-down list)
Other District 22	(Select from drop-down list)
Other District 23	(Select from drop-down list)
Other District 24	(Select from drop-down list)
Other District 25	(Select from drop-down list)
Other District 26	(Select from drop-down list)
Other District 27	(Select from drop-down list)
Other District 28	(Select from drop-down list)
Other District 29	(Select from drop-down list)
Other District 30	(Select from drop-down list)
Other District 31	(Select from drop-down list)
Other District 32	(Select from drop-down list)
Other District 33	(Select from drop-down list)
Other District 34	(Select from drop-down list)
Other District 35	(Select from drop-down list)
Other District 36	(Select from drop-down list)
Other District 37	(Select from drop-down list)
Other District 38	(Select from drop-down list)
Other District 39	(Select from drop-down list)
Other District 40	(Select from drop-down list)
Other District 41	(Select from drop-down list)
Other District 42	(Select from drop-down list)
Other District 43	(Select from drop-down list)
Other District 44	(Select from drop-down list)
Other District 45	(Select from drop-down list)
Other District 46	(Select from drop-down list)
Other District 47	(Select from drop-down list)
Other District 48	(Select from drop-down list)
Other District 49	(Select from drop-down list)
Other District 50	(Select from drop-down list)

NE

8	9	10	11	12
0	0	0	0	0

	ACTUAL QUARTERLY TOTAL DISTRICTS/ENROLLMENT			
	QUARTER 1	QUARTER 2	QUARTER 3	QUARTER 4
	Actual	Actual	Actual	Actual
	0	0	0	0
	0	0	0	0
TER 4	ACTUAL ENROLLMENT BY QUARTER			
	QUARTER 1	QUARTER 2	QUARTER 3	QUARTER 4
	Actual Enrollment	Actual Enrollment	Actual Enrollment	Actual Enrollment

**SUCCESS ACADEMY FORT GREEN
2015-16**

STAFFING PLAN - FULL TIME EQUIVALENT

***NOTE:** If there are NO budget revisions at the time of quarterly submittal leave the 'REVISED' Column(s) COMPLETE. IF the Revised Budget column IS utilized, the ENTIRE column should be completed for both the FTE and WAGES sections.

ADMINISTRATIVE PERSONNEL FTE		ANNUAL BUDGETED FTE						
*NOTE: Enter the number of FTE positions in the "blue" cells.		Q1		Q2		Q3		Q4
		Original	Revised	Original	Revised	Original	Revised	Original
Executive Management								
Instructional Management		3.0		3.0		3.0		3.0
Deans, Directors & Coordinators		2.0		2.0		2.0		2.0
CFO / Director of Finance								
Operation / Business Manager		4.0		4.0		4.0		4.0
Administrative Staff								
TOTAL ADMINISTRATIVE STAFF	0.0	9.0	0.0	9.0	0.0	9.0	0.0	9.0
INSTRUCTIONAL PERSONNEL FTE		ANNUAL BUDGETED FTE						
*NOTE: Enter the number of FTE positions in the "blue" cells.		Q1		Q2		Q3		Q4
		Original	Revised	Original	Revised	Original	Revised	Original
Teachers - Regular		13.0		13.0		13.0		13.0
Teachers - SPED		2.0		2.0		2.0		2.0
Substitute Teachers				0.0		0.0		0.0
Teaching Assistants		7.0		7.0		7.0		7.0
Specialty Teachers		4.5		4.5		4.5		4.5
Aides				0.0		0.0		0.0
Therapists & Counselors		1.0		1.0		1.0		1.0
Other				0.0		0.0		0.0
TOTAL INSTRUCTIONAL	0.0	27.5	0.0	27.5	0.0	27.5	0.0	27.5
NON-INSTRUCTIONAL PERSONNEL FTE		ANNUAL BUDGETED FTE						
*NOTE: Enter the number of FTE positions in the "blue" cells.		Q1		Q2		Q3		Q4
		Original	Revised	Original	Revised	Original	Revised	Original
Nurse		0.0		0.0		0.0		0.0
Librarian		0.0		0.0		0.0		0.0
Custodian		0.0		0.0		0.0		0.0
Security		0.0		0.0		0.0		0.0
Other		0.0		0.0		0.0		0.0
TOTAL NON-INSTRUCTIONAL	0.0	0.0	0.0	0.0	0.0	0.0	0.0	0.0
TOTAL PERSONNEL SERVICE FTE	0.0	36.5	0.0	36.5	0.0	36.5	0.0	36.5

STAFFING PLAN - WAGES

ADMINISTRATIVE PERSONNEL WAGES		ANNUAL BUDGETED WAGES						
*NOTE: Enter the average salary for each category in the "blue" cells.	2014-15	Q1		Q2		Q3		Q
	ACTUAL	Original	Revised	Original	Revised	Original	Revised	Original
Executive Management		89546.2		89546.2		89546.2		89546.2
Instructional Management		47769.3		47769.3		47769.3		47769.3
Deans, Directors & Coordinators				0.0		0.0		0.0
CFO / Director of Finance		60920.3		60920.3		60920.3		60920.3
Operation / Business Manager								
Administrative Staff								
INSTRUCTIONAL PERSONNEL WAGES		ANNUAL BUDGETED WAGES						
*NOTE: Enter the average salary for each category in the "blue" cells.	2014-15	Q1		Q2		Q3		Q
	ACTUAL	Original	Revised	Original	Revised	Original	Revised	Original
Teachers - Regular		64064.4		64064.4028146		64064.4028146		64064.4028146
Teachers - SPED		#NAME?		#NAME?		#NAME?		#NAME?
Substitute Teachers		0.0		0		0		0
Teaching Assistants		47575.1		47575.1483446		47575.1483446		47575.1483446
Specialty Teachers		59603.8		59603.7856245		59603.7856245		59603.7856245
Aides		0.0		0		0		0
Therapists & Counselors		67964.5		67964.4976352		67964.4976352		67964.4976352
Other		0.0		0		0		0
NON-INSTRUCTIONAL PERSONNEL WAGES		ANNUAL BUDGETED WAGES						
*NOTE: Enter the average salary for each category in the "blue" cells.	2014-15	Q1		Q2		Q3		Q
	ACTUAL	Original	Revised	Original	Revised	Original	Revised	Original
Nurse								
Librarian								
Custodian								
Security								
Other								

***NOTE:** State the assumptions that are being made for personnel FTE levels in the section provided below.

ADMINISTRATIVE PERSONNEL FTE		ACTUAL QUARTERLY FTE				Description of Assumptions
*NOTE: Enter the number of FTE positions in the "blue" cells.	4	Q1	Q2	Q3	Q4	
	Revised	Actual	Actual	Actual	Actual	
Executive Management						
Instructional Management						
Deans, Directors & Coordinators						
CFO / Director of Finance						
Operation / Business Manager						
Administrative Staff						
TOTAL ADMINISTRATIVE STAFF	0.0	0.0	0.0	0.0	0.0	
INSTRUCTIONAL PERSONNEL FTE		ACTUAL QUARTERLY FTE				Description of Assumptions
*NOTE: Enter the number of FTE positions in the "blue" cells.	4	Q1	Q2	Q3	Q4	
	Revised	Actual	Actual	Actual	Actual	
Teachers - Regular						
Teachers - SPED						
Substitute Teachers						
Teaching Assistants						
Specialty Teachers						
Aides						
Therapists & Counselors						
Other						
TOTAL INSTRUCTIONAL	0.0	0.0	0.0	0.0	0.0	
NON-INSTRUCTIONAL PERSONNEL FTE		ACTUAL QUARTERLY FTE				Description of Assumptions
*NOTE: Enter the number of FTE positions in the "blue" cells.	4	Q1	Q2	Q3	Q4	
	Revised	Actual	Actual	Actual	Actual	
Nurse						
Librarian						
Custodian						
Security						
Other						
TOTAL NON-INSTRUCTIONAL	0.0	0.0	0.0	0.0	0.0	
TOTAL PERSONNEL SERVICE FTE	0.0	0.0	0.0	0.0	0.0	

ADMINISTRATIVE PERSONNEL WAGES		ACTUAL QUARTERLY WAGES				Description of Assumptions
	4	Q1	Q2	Q3	Q4	
	Revised	Actual	Actual	Actual	Actual	
*NOTE: Enter the average salary for each category in the "blue" cells.						
Executive Management						
Instructional Management						
Deans, Directors & Coordinators						
CFO / Director of Finance						
Operation / Business Manager						
Administrative Staff						
INSTRUCTIONAL PERSONNEL WAGES		ACTUAL QUARTERLY WAGES				Description of Assumptions
	4	Q1	Q2	Q3	Q4	
	Revised	Actual	Actual	Actual	Actual	
*NOTE: Enter the average salary for each category in the "blue" cells.						
Teachers - Regular						
Teachers - SPED						
Substitute Teachers						
Teaching Assistants						
Specialty Teachers						
Aides						
Therapists & Counselors						
Other						
NON-INSTRUCTIONAL PERSONNEL WAGES		ACTUAL QUARTERLY WAGES				Description of Assumptions
	4	Q1	Q2	Q3	Q4	
	Revised	Actual	Actual	Actual	Actual	
*NOTE: Enter the average salary for each category in the "blue" cells.						
Nurse						
Librarian						
Custodian						
Security						
Other						

SUCCESS ACADEMY FORT GREENE
Budget / Operating Plan
2015-16

Total Revenue	-	#NAME?	#NAME?	#NAME?	#NAME?	#NAME?	#NAME?	#NAME?
Total Expenses	-	#NAME?	#NAME?	#NAME?	#NAME?	#NAME?	#NAME?	#NAME?
Net Income	-	#NAME?	#NAME?	#NAME?	#NAME?	#NAME?	#NAME?	#NAME?
Actual Student Enrollment	-	316	-	-	316	-	-	316
	Prior Year Actual	1st Quarter - 7/1 - 9/30			2nd Quarter - 10/1 - 12/31			3rd Quarter - 1/1 - 3/31
	#NAME?	Original Budget	Revised Budget	Variance	Original Budget	Revised Budget	Variance	Original Budget
EXPENSES								
ADMINISTRATIVE STAFF PERSONNEL COSTS	Avg. No. of Positions							
Executive Management	-	-	-	#NAME?	-	-	#NAME?	-
Instructional Management	3.00	-	67,160	-	#NAME?	67,160	-	#NAME?
Deans, Directors & Coordinators	2.00	-	23,885	-	#NAME?	23,885	-	#NAME?
CFO / Director of Finance	-	-	-	-	#NAME?	-	-	#NAME?
Operation / Business Manager	4.00	-	60,920	-	#NAME?	60,920	-	#NAME?
Administrative Staff	-	-	-	-	#NAME?	-	-	#NAME?
TOTAL ADMINISTRATIVE STAFF	9.00	-	151,965	-	#NAME?	151,965	-	#NAME?
INSTRUCTIONAL PERSONNEL COSTS								
Teachers - Regular	13.00	-	208,209	-	#NAME?	208,209	-	#NAME?
Teachers - SPED	2.00	-	#NAME?	-	#NAME?	#NAME?	-	#NAME?
Substitute Teachers	-	-	-	-	#NAME?	-	-	#NAME?
Teaching Assistants	7.00	-	83,257	-	#NAME?	83,257	-	#NAME?
Specialty Teachers	4.50	-	67,054	-	#NAME?	67,054	-	#NAME?
Aides	-	-	-	-	#NAME?	-	-	#NAME?
Therapists & Counselors	1.00	-	16,991	-	#NAME?	16,991	-	#NAME?
Other	-	-	-	-	#NAME?	-	-	#NAME?
TOTAL INSTRUCTIONAL	27.50	-	#NAME?	-	#NAME?	#NAME?	-	#NAME?
NON-INSTRUCTIONAL PERSONNEL COSTS								
Nurse	-	-	-	-	#NAME?	-	-	#NAME?
Librarian	-	-	-	-	#NAME?	-	-	#NAME?
Custodian	-	-	-	-	#NAME?	-	-	#NAME?
Security	-	-	-	-	#NAME?	-	-	#NAME?
Other	-	-	-	-	#NAME?	-	-	#NAME?
TOTAL NON-INSTRUCTIONAL	-	-	-	-	#NAME?	-	-	#NAME?
SUBTOTAL PERSONNEL SERVICE COSTS	36.50	-	#NAME?	-	#NAME?	#NAME?	-	#NAME?
PAYROLL TAXES AND BENEFITS								
Payroll Taxes	-	-	49,394	-	#NAME?	49,394	-	#NAME?
Fringe / Employee Benefits	-	-	88,461	-	#NAME?	88,461	-	#NAME?
Retirement / Pension	-	-	14,736	-	#NAME?	14,736	-	#NAME?
TOTAL PAYROLL TAXES AND BENEFITS	-	-	152,591	-	#NAME?	152,591	-	#NAME?
TOTAL PERSONNEL SERVICE COSTS	36.50	-	#NAME?	-	#NAME?	#NAME?	-	#NAME?
CONTRACTED SERVICES								
Accounting / Audit	-	-	-	-	#NAME?	-	-	#NAME?
Legal	-	-	-	-	#NAME?	-	-	#NAME?
Management Company Fee	-	-	167,225	-	#NAME?	167,225	-	#NAME?
Nurse Services	-	-	-	-	#NAME?	-	-	#NAME?
Food Service / School Lunch	-	-	-	-	#NAME?	-	-	#NAME?
Payroll Services	-	-	2,031	-	#NAME?	2,031	-	#NAME?
Special Ed Services	-	-	-	-	#NAME?	-	-	#NAME?
Titlement Services (i.e. Title I)	-	-	-	-	#NAME?	-	-	#NAME?
Other Purchased / Professional / Consulting	-	-	10,866	-	#NAME?	10,866	-	#NAME?
TOTAL CONTRACTED SERVICES	-	-	180,122	-	#NAME?	180,122	-	#NAME?

SUCCESS ACADEMY FORT GREENE
Budget / Operating Plan
2015-16

Total Revenue	-	#NAME?	#NAME?	#NAME?	#NAME?	#NAME?	#NAME?	#NAME?
Total Expenses	-	#NAME?	#NAME?	#NAME?	#NAME?	#NAME?	#NAME?	#NAME?
Net Income	-	#NAME?	#NAME?	#NAME?	#NAME?	#NAME?	#NAME?	#NAME?
Actual Student Enrollment	-	316	-	-	316	-	-	316
	Prior Year Actual	1st Quarter - 7/1 - 9/30			2nd Quarter - 10/1 - 12/31			3rd Quarter
	#NAME?	Original Budget	Revised Budget	Variance	Original Budget	Revised Budget	Variance	Original Budget
ENROLLMENT - *School Districts Are Linked To Above Entries*								
Number of Districts:	-	1	-	-	1	-	-	1
NYC CHANCELLOR'S OFFICE	-	316	-	-	316	-	-	316
-	-	-	-	-	-	-	-	-
-	-	-	-	-	-	-	-	-
-	-	-	-	-	-	-	-	-
-	-	-	-	-	-	-	-	-
-	-	-	-	-	-	-	-	-
-	-	-	-	-	-	-	-	-
-	-	-	-	-	-	-	-	-
-	-	-	-	-	-	-	-	-
-	-	-	-	-	-	-	-	-
-	-	-	-	-	-	-	-	-
-	-	-	-	-	-	-	-	-
-	-	-	-	-	-	-	-	-
-	-	-	-	-	-	-	-	-
-	-	-	-	-	-	-	-	-
ALL OTHER School Districts: (Weighted Avg)	-	-	-	-	-	-	-	-
TOTAL ENROLLMENT	-	<u>316</u>	-	-	<u>316</u>	-	-	<u>316</u>
REVENUE PER PUPIL	-	#NAME?	-	#NAME?	#NAME?	-	#NAME?	#NAME?
EXPENSES PER PUPIL	-	#NAME?	-	#NAME?	#NAME?	-	#NAME?	#NAME?

		E				
Total Revenue		#NAME?	#NAME?	#NAME?	#NAME?	#NAME?
Total Expenses		#NAME?	#NAME?	#NAME?	#NAME?	#NAME?
Net Income		#NAME?	#NAME?	#NAME?	#NAME?	#NAME?
Actual Student Enrollment		-	-	316	-	-
		Quarter - 1/1 - 3/31		4th Quarter - 4/1 - 6/30		
		Revised Budget	Variance	Original Budget	Revised Budget	Variance
REVENUE		SED' Column(s) COMPLETELY BLANK. <i>ST be completed.</i>				
REVENUES FROM STATE SOURCES						
Per Pupil Revenue	2015-16 Per Pupil Rate					
NYC CHANCELLOR'S OFFICE	#NAME?	#NAME?	#NAME?	#NAME?	#NAME?	#NAME?
-	#N/A	#N/A	#NAME?	#N/A	#N/A	#NAME?
-	#N/A	#N/A	#NAME?	#N/A	#N/A	#NAME?
-	#N/A	#N/A	#NAME?	#N/A	#N/A	#NAME?
-	#N/A	#N/A	#NAME?	#N/A	#N/A	#NAME?
-	#N/A	#N/A	#NAME?	#N/A	#N/A	#NAME?
-	#N/A	#N/A	#NAME?	#N/A	#N/A	#NAME?
-	#N/A	#N/A	#NAME?	#N/A	#N/A	#NAME?
-	#N/A	#N/A	#NAME?	#N/A	#N/A	#NAME?
-	#N/A	#N/A	#NAME?	#N/A	#N/A	#NAME?
-	#N/A	#N/A	#NAME?	#N/A	#N/A	#NAME?
-	#N/A	#N/A	#NAME?	#N/A	#N/A	#NAME?
-	#N/A	#N/A	#NAME?	#N/A	#N/A	#NAME?
-	#N/A	#N/A	#NAME?	#N/A	#N/A	#NAME?
-	#N/A	#N/A	#NAME?	#N/A	#N/A	#NAME?
-	#N/A	#N/A	#NAME?	#N/A	#N/A	#NAME?
ALL OTHER School Districts: (Weighted Avg)	#N/A	#N/A	#NAME?	#N/A	#N/A	#NAME?
TOTAL Per Pupil Revenue (Weighted Average Per Pupil Funding)	#NAME?	#NAME?	#NAME?	#NAME?	#NAME?	#NAME?
Special Education Revenue		-	#NAME?	100,795	-	#NAME?
Grants						
Stimulus		-	#NAME?	-	-	#NAME?
DYCD (Department of Youth and Community Development)		-	#NAME?	-	-	#NAME?
Other		-	#NAME?	-	-	#NAME?
Other		-	#NAME?	17,787	-	#NAME?
TOTAL REVENUE FROM STATE SOURCES		#NAME?	#NAME?	#NAME?	#NAME?	#NAME?
REVENUE FROM FEDERAL FUNDING						
IDEA Special Needs		-	#NAME?	7,523	-	#NAME?
Title I		-	#NAME?	36,675	-	#NAME?
Title Funding - Other		-	#NAME?	2,000	-	#NAME?
School Food Service (Free Lunch)		-	#NAME?	-	-	#NAME?
Grants						
Charter School Program (CSP) Planning & Implementation		-	#NAME?	25,120	-	#NAME?
Other		-	#NAME?	-	-	#NAME?
Other		-	#NAME?	-	-	#NAME?
TOTAL REVENUE FROM FEDERAL SOURCES		-	#NAME?	71,318	-	#NAME?
LOCAL and OTHER REVENUE						
Contributions and Donations		-	#NAME?	-	-	#NAME?
Fundraising		-	#NAME?	-	-	#NAME?
Erate Reimbursement		-	#NAME?	10,135	-	#NAME?
Earnings on Investments		-	#NAME?	-	-	#NAME?
Interest Income		-	#NAME?	-	-	#NAME?
Food Service (Income from meals)		-	#NAME?	-	-	#NAME?
Text Book		-	#NAME?	-	-	#NAME?
OTHER		-	#NAME?	-	-	#NAME?
TOTAL REVENUE FROM LOCAL and OTHER SOURCES		-	#NAME?	10,135	-	#NAME?
TOTAL REVENUE		#NAME?	#NAME?	#NAME?	#NAME?	#NAME?

		E				
Total Revenue		#NAME?	#NAME?	#NAME?	#NAME?	#NAME?
Total Expenses		#NAME?	#NAME?	#NAME?	#NAME?	#NAME?
Net Income		#NAME?	#NAME?	#NAME?	#NAME?	#NAME?
Actual Student Enrollment		-	-	316	-	-
		Quarter - 1/1 - 3/31		4th Quarter - 4/1 - 6/30		
		Revised Budget	Variance	Original Budget	Revised Budget	Variance
EXPENSES						
ADMINISTRATIVE STAFF PERSONNEL COSTS	Avg. No. of Positions					
Executive Management	-	-	#NAME?	-	-	#NAME?
Instructional Management	3.00	-	#NAME?	67,160	-	#NAME?
Deans, Directors & Coordinators	2.00	-	#NAME?	23,885	-	#NAME?
CFO / Director of Finance	-	-	#NAME?	-	-	#NAME?
Operation / Business Manager	4.00	-	#NAME?	60,920	-	#NAME?
Administrative Staff	-	-	#NAME?	-	-	#NAME?
TOTAL ADMINISTRATIVE STAFF	9.00	-	#NAME?	151,965	-	#NAME?
INSTRUCTIONAL PERSONNEL COSTS						
Teachers - Regular	13.00	-	#NAME?	208,209	-	#NAME?
Teachers - SPED	2.00	-	#NAME?	#NAME?	-	#NAME?
Substitute Teachers	-	-	#NAME?	-	-	#NAME?
Teaching Assistants	7.00	-	#NAME?	83,257	-	#NAME?
Specialty Teachers	4.50	-	#NAME?	67,054	-	#NAME?
Aides	-	-	#NAME?	-	-	#NAME?
Therapists & Counselors	1.00	-	#NAME?	16,991	-	#NAME?
Other	-	-	#NAME?	-	-	#NAME?
TOTAL INSTRUCTIONAL	27.50	-	#NAME?	#NAME?	-	#NAME?
NON-INSTRUCTIONAL PERSONNEL COSTS						
Nurse	-	-	#NAME?	-	-	#NAME?
Librarian	-	-	#NAME?	-	-	#NAME?
Custodian	-	-	#NAME?	-	-	#NAME?
Security	-	-	#NAME?	-	-	#NAME?
Other	-	-	#NAME?	-	-	#NAME?
TOTAL NON-INSTRUCTIONAL	-	-	#NAME?	-	-	#NAME?
SUBTOTAL PERSONNEL SERVICE COSTS	36.50	-	#NAME?	#NAME?	-	#NAME?
PAYROLL TAXES AND BENEFITS						
Payroll Taxes		-	#NAME?	49,394	-	#NAME?
Fringe / Employee Benefits		-	#NAME?	88,461	-	#NAME?
Retirement / Pension		-	#NAME?	14,736	-	#NAME?
TOTAL PAYROLL TAXES AND BENEFITS		-	#NAME?	152,591	-	#NAME?
TOTAL PERSONNEL SERVICE COSTS	36.50	-	#NAME?	#NAME?	-	#NAME?
CONTRACTED SERVICES						
Accounting / Audit		-	#NAME?	-	-	#NAME?
Legal		-	#NAME?	-	-	#NAME?
Management Company Fee		-	#NAME?	167,225	-	#NAME?
Nurse Services		-	#NAME?	-	-	#NAME?
Food Service / School Lunch		-	#NAME?	-	-	#NAME?
Payroll Services		-	#NAME?	2,031	-	#NAME?
Special Ed Services		-	#NAME?	-	-	#NAME?
Titlement Services (i.e. Title I)		-	#NAME?	-	-	#NAME?
Other Purchased / Professional / Consulting		-	#NAME?	10,866	-	#NAME?
TOTAL CONTRACTED SERVICES		-	#NAME?	180,122	-	#NAME?

	E				
Total Revenue	#NAME?	#NAME?	#NAME?	#NAME?	#NAME?
Total Expenses	#NAME?	#NAME?	#NAME?	#NAME?	#NAME?
Net Income	#NAME?	#NAME?	#NAME?	#NAME?	#NAME?
Actual Student Enrollment	-	-	316	-	-
	Quarter - 1/1 - 3/31		4th Quarter - 4/1 - 6/30		
	Revised Budget	Variance	Original Budget	Revised Budget	Variance
SCHOOL OPERATIONS					
Board Expenses	-	#NAME?	101	-	#NAME?
Classroom / Teaching Supplies & Materials	-	#NAME?	30,226	-	#NAME?
Special Ed Supplies & Materials	-	#NAME?	-	-	#NAME?
Textbooks / Workbooks	-	#NAME?	-	-	#NAME?
Supplies & Materials other	-	#NAME?	38,557	-	#NAME?
Equipment / Furniture	-	#NAME?	3,222	-	#NAME?
Telephone	-	#NAME?	-	-	#NAME?
Technology	-	#NAME?	24,693	-	#NAME?
Student Testing & Assessment	-	#NAME?	4,710	-	#NAME?
Field Trips	-	#NAME?	8,727	-	#NAME?
Transportation (student)	-	#NAME?	5,868	-	#NAME?
Student Services - other	-	#NAME?	14,909	-	#NAME?
Office Expense	-	#NAME?	27,033	-	#NAME?
Staff Development	-	#NAME?	18,957	-	#NAME?
Staff Recruitment	-	#NAME?	7,617	-	#NAME?
Student Recruitment / Marketing	-	#NAME?	18,673	-	#NAME?
School Meals / Lunch	-	#NAME?	9,663	-	#NAME?
Travel (Staff)	-	#NAME?	13,304	-	#NAME?
Fundraising	-	#NAME?	-	-	#NAME?
Other	-	#NAME?	300	-	#NAME?
TOTAL SCHOOL OPERATIONS	-	#NAME?	226,559	-	#NAME?
FACILITY OPERATION & MAINTENANCE					
Insurance	-	#NAME?	10,406	-	#NAME?
Janitorial	-	#NAME?	-	-	#NAME?
Building and Land Rent / Lease / Facility Finance Interest	-	#NAME?	-	-	#NAME?
Repairs & Maintenance	-	#NAME?	10,889	-	#NAME?
Equipment / Furniture	-	#NAME?	8,088	-	#NAME?
Security	-	#NAME?	-	-	#NAME?
Utilities	-	#NAME?	-	-	#NAME?
TOTAL FACILITY OPERATION & MAINTENANCE	-	#NAME?	29,384	-	#NAME?
DEPRECIATION & AMORTIZATION	-	#NAME?	94,417	-	#NAME?
RESERVES / CONTINGENCY	-	#NAME?	-	-	#NAME?
TOTAL EXPENSES	-	#NAME?	#NAME?	-	#NAME?
NET INCOME	#NAME?	#NAME?	#NAME?	#NAME?	#NAME?

	E				
Total Revenue	#NAME?	#NAME?	#NAME?	#NAME?	#NAME?
Total Expenses	#NAME?	#NAME?	#NAME?	#NAME?	#NAME?
Net Income	#NAME?	#NAME?	#NAME?	#NAME?	#NAME?
Actual Student Enrollment	-	-	316	-	-
	Quarter - 1/1 - 3/31		4th Quarter - 4/1 - 6/30		
	Revised Budget	Variance	Original Budget	Revised Budget	Variance
ENROLLMENT - *School Districts Are Linked To Above Entries*					
Number of Districts:	-	-	1	-	-
NYC CHANCELLOR'S OFFICE	-	-	316	-	-
-	-	-	-	-	-
-	-	-	-	-	-
-	-	-	-	-	-
-	-	-	-	-	-
-	-	-	-	-	-
-	-	-	-	-	-
-	-	-	-	-	-
-	-	-	-	-	-
-	-	-	-	-	-
-	-	-	-	-	-
-	-	-	-	-	-
-	-	-	-	-	-
-	-	-	-	-	-
-	-	-	-	-	-
-	-	-	-	-	-
ALL OTHER School Districts: (Weighted Avg)	-	-	-	-	-
TOTAL ENROLLMENT	-	-	316	-	-
REVENUE PER PUPIL	-	#NAME?	#NAME?	-	#NAME?
EXPENSES PER PUPIL	-	#NAME?	#NAME?	-	#NAME?

		SUCCESS ACADEMY FC				
		Budget / Operating				
		2015-16				
Total Revenue		#NAME?	#NAME?	#NAME?	#NAME?	#NAME?
Total Expenses		#NAME?	#NAME?	#NAME?	#NAME?	#NAME?
Net Income		#NAME?	#NAME?	#NAME?	#NAME?	#NAME?
Actual Student Enrollment						
		Total Year			VARIANCE	
		Original Budget	Revised Budget	Variance	Original Budget vs. PY Budget	Revised Budget vs. PY Budget
REVENUE						
REVENUES FROM STATE SOURCES		2015-16				
Per Pupil Revenue		Per Pupil Rate				
NYC CHANCELLOR'S OFFICE		#NAME?	#NAME?	#NAME?	#NAME?	#NAME?
-		#N/A	#NAME?	#NAME?	#N/A	#NAME?
-		#N/A	#NAME?	#NAME?	#N/A	#NAME?
-		#N/A	#NAME?	#NAME?	#N/A	#NAME?
-		#N/A	#NAME?	#NAME?	#N/A	#NAME?
-		#N/A	#NAME?	#NAME?	#N/A	#NAME?
-		#N/A	#NAME?	#NAME?	#N/A	#NAME?
-		#N/A	#NAME?	#NAME?	#N/A	#NAME?
-		#N/A	#NAME?	#NAME?	#N/A	#NAME?
-		#N/A	#NAME?	#NAME?	#N/A	#NAME?
-		#N/A	#NAME?	#NAME?	#N/A	#NAME?
-		#N/A	#NAME?	#NAME?	#N/A	#NAME?
-		#N/A	#NAME?	#NAME?	#N/A	#NAME?
-		#N/A	#NAME?	#NAME?	#N/A	#NAME?
ALL OTHER School Districts: (Weighted Avg)		#N/A	#NAME?	#NAME?	#N/A	#NAME?
TOTAL Per Pupil Revenue (Weighted Average Per Pupil Funding)		#NAME?	#NAME?	#NAME?	#NAME?	#NAME?
Special Education Revenue		403,181	#NAME?	#NAME?	403,181	#NAME?
Grants						
Stimulus		-	#NAME?	#NAME?	-	#NAME?
DYCD (Department of Youth and Community Development)		-	#NAME?	#NAME?	-	#NAME?
Other		-	#NAME?	#NAME?	-	#NAME?
Other		71,150	#NAME?	#NAME?	71,150	#NAME?
TOTAL REVENUE FROM STATE SOURCES		#NAME?	#NAME?	#NAME?	#NAME?	#NAME?
REVENUE FROM FEDERAL FUNDING						
IDEA Special Needs		30,093	#NAME?	#NAME?	30,093	#NAME?
Title I		146,700	#NAME?	#NAME?	146,700	#NAME?
Title Funding - Other		8,000	#NAME?	#NAME?	8,000	#NAME?
School Food Service (Free Lunch)		-	#NAME?	#NAME?	-	#NAME?
Grants						
Charter School Program (CSP) Planning & Implementation		100,479	#NAME?	#NAME?	100,479	#NAME?
Other		-	#NAME?	#NAME?	-	#NAME?
Other		-	#NAME?	#NAME?	-	#NAME?
TOTAL REVENUE FROM FEDERAL SOURCES		285,272	#NAME?	#NAME?	285,272	#NAME?
LOCAL and OTHER REVENUE						
Contributions and Donations		-	#NAME?	#NAME?	-	#NAME?
Fundraising		-	#NAME?	#NAME?	-	#NAME?
Erate Reimbursement		40,541	#NAME?	#NAME?	40,541	#NAME?
Earnings on Investments		-	#NAME?	#NAME?	-	#NAME?
Interest Income		-	#NAME?	#NAME?	-	#NAME?
Food Service (Income from meals)		-	#NAME?	#NAME?	-	#NAME?
Text Book		-	#NAME?	#NAME?	-	#NAME?
OTHER		-	#NAME?	#NAME?	-	#NAME?
TOTAL REVENUE FROM LOCAL and OTHER SOURCES		40,541	#NAME?	#NAME?	40,541	#NAME?
TOTAL REVENUE		#NAME?	#NAME?	#NAME?	#NAME?	#NAME?

SUCCESS ACADEMY FC Budget / Operatin 2015-16				
Total Revenue	#NAME?	#NAME?	#NAME?	#NAME?
Total Expenses	#NAME?	#NAME?	#NAME?	#NAME?
Net Income	#NAME?	#NAME?	#NAME?	#NAME?
Actual Student Enrollment				
		Total Year		VARIANCE
		Original Budget	Revised Budget	Variance
				Original Budget vs. PY Budget
				Revised Budget vs. PY Budget
EXPENSES				
ADMINISTRATIVE STAFF PERSONNEL COSTS		Avg. No. of Positions		
Executive Management	-	-	#NAME?	#NAME?
Instructional Management	3.00	268,639	#NAME?	#NAME?
Deans, Directors & Coordinators	2.00	95,539	#NAME?	#NAME?
CFO / Director of Finance	-	-	#NAME?	#NAME?
Operation / Business Manager	4.00	243,681	#NAME?	#NAME?
Administrative Staff	-	-	#NAME?	#NAME?
TOTAL ADMINISTRATIVE STAFF	9.00	607,858	#NAME?	#NAME?
INSTRUCTIONAL PERSONNEL COSTS				
Teachers - Regular	13.00	832,837	#NAME?	#NAME?
Teachers - SPED	2.00	#NAME?	#NAME?	#NAME?
Substitute Teachers	-	-	#NAME?	#NAME?
Teaching Assistants	7.00	333,026	#NAME?	#NAME?
Specialty Teachers	4.50	268,217	#NAME?	#NAME?
Aides	-	-	#NAME?	#NAME?
Therapists & Counselors	1.00	67,964	#NAME?	#NAME?
Other	-	-	#NAME?	#NAME?
TOTAL INSTRUCTIONAL	27.50	#NAME?	#NAME?	#NAME?
NON-INSTRUCTIONAL PERSONNEL COSTS				
Nurse	-	-	#NAME?	#NAME?
Librarian	-	-	#NAME?	#NAME?
Custodian	-	-	#NAME?	#NAME?
Security	-	-	#NAME?	#NAME?
Other	-	-	#NAME?	#NAME?
TOTAL NON-INSTRUCTIONAL	-	-	#NAME?	#NAME?
SUBTOTAL PERSONNEL SERVICE COSTS		36.50	#NAME?	#NAME?
PAYROLL TAXES AND BENEFITS				
Payroll Taxes		197,575	#NAME?	#NAME?
Fringe / Employee Benefits		353,843	#NAME?	#NAME?
Retirement / Pension		58,945	#NAME?	#NAME?
TOTAL PAYROLL TAXES AND BENEFITS		610,363	#NAME?	#NAME?
TOTAL PERSONNEL SERVICE COSTS		36.50	#NAME?	#NAME?
CONTRACTED SERVICES				
Accounting / Audit		-	#NAME?	#NAME?
Legal		-	#NAME?	#NAME?
Management Company Fee		668,900	#NAME?	#NAME?
Nurse Services		-	#NAME?	#NAME?
Food Service / School Lunch		-	#NAME?	#NAME?
Payroll Services		8,123	#NAME?	#NAME?
Special Ed Services		-	#NAME?	#NAME?
Titlment Services (i.e. Title I)		-	#NAME?	#NAME?
Other Purchased / Professional / Consulting		43,464	#NAME?	#NAME?
TOTAL CONTRACTED SERVICES		720,487	#NAME?	#NAME?

SUCCESS ACADEMY FC Budget / Operatin 2015-16					
Total Revenue	#NAME?	#NAME?	#NAME?	#NAME?	#NAME?
Total Expenses	#NAME?	#NAME?	#NAME?	#NAME?	#NAME?
Net Income	#NAME?	#NAME?	#NAME?	#NAME?	#NAME?
Actual Student Enrollment					
	Total Year			VARIANCE	
	Original Budget	Revised Budget	Variance	Original Budget vs. PY Budget	Revised Budget vs. PY Budget
SCHOOL OPERATIONS					
Board Expenses	402	#NAME?	#NAME?	(402)	#NAME?
Classroom / Teaching Supplies & Materials	120,905	#NAME?	#NAME?	(120,905)	#NAME?
Special Ed Supplies & Materials	-	#NAME?	#NAME?	-	#NAME?
Textbooks / Workbooks	-	#NAME?	#NAME?	-	#NAME?
Supplies & Materials other	154,227	#NAME?	#NAME?	(154,227)	#NAME?
Equipment / Furniture	12,889	#NAME?	#NAME?	(12,889)	#NAME?
Telephone	-	#NAME?	#NAME?	-	#NAME?
Technology	98,773	#NAME?	#NAME?	(98,773)	#NAME?
Student Testing & Assessment	18,840	#NAME?	#NAME?	(18,840)	#NAME?
Field Trips	34,906	#NAME?	#NAME?	(34,906)	#NAME?
Transportation (student)	23,473	#NAME?	#NAME?	(23,473)	#NAME?
Student Services - other	59,637	#NAME?	#NAME?	(59,637)	#NAME?
Office Expense	108,132	#NAME?	#NAME?	(108,132)	#NAME?
Staff Development	75,826	#NAME?	#NAME?	(75,826)	#NAME?
Staff Recruitment	30,466	#NAME?	#NAME?	(30,466)	#NAME?
Student Recruitment / Marketing	74,691	#NAME?	#NAME?	(74,691)	#NAME?
School Meals / Lunch	38,652	#NAME?	#NAME?	(38,652)	#NAME?
Travel (Staff)	53,216	#NAME?	#NAME?	(53,216)	#NAME?
Fundraising	-	#NAME?	#NAME?	-	#NAME?
Other	1,200	#NAME?	#NAME?	(1,200)	#NAME?
TOTAL SCHOOL OPERATIONS	906,236	#NAME?	#NAME?	(906,236)	#NAME?
FACILITY OPERATION & MAINTENANCE					
Insurance	41,625	#NAME?	#NAME?	(41,625)	#NAME?
Janitorial	-	#NAME?	#NAME?	-	#NAME?
Building and Land Rent / Lease / Facility Finance Interest	-	#NAME?	#NAME?	-	#NAME?
Repairs & Maintenance	43,555	#NAME?	#NAME?	(43,555)	#NAME?
Equipment / Furniture	32,354	#NAME?	#NAME?	(32,354)	#NAME?
Security	-	#NAME?	#NAME?	-	#NAME?
Utilities	-	#NAME?	#NAME?	-	#NAME?
TOTAL FACILITY OPERATION & MAINTENANCE	117,534	#NAME?	#NAME?	(117,534)	#NAME?
DEPRECIATION & AMORTIZATION	377,666	#NAME?	#NAME?	(377,666)	#NAME?
RESERVES / CONTINGENCY	-	#NAME?	#NAME?	-	#NAME?
TOTAL EXPENSES	#NAME?	#NAME?	#NAME?	#NAME?	#NAME?
NET INCOME	#NAME?	#NAME?	#NAME?	#NAME?	#NAME?

	SUCCESS ACADEMY FC Budget / Operatin 2015-16				
Total Revenue	#NAME?	#NAME?	#NAME?	#NAME?	#NAME?
Total Expenses	#NAME?	#NAME?	#NAME?	#NAME?	#NAME?
Net Income	#NAME?	#NAME?	#NAME?	#NAME?	#NAME?
Actual Student Enrollment					
	Total Year			VARIANCE	
	Original	Revised		Original	Revised
	Budget	Budget	Variance	Budget vs. PY Budget	Budget vs. PY Budget
ENROLLMENT - *School Districts Are Linked To Above Entries*					
Number of Districts:					
NYC CHANCELLOR'S OFFICE					
-					
-					
-					
-					
-					
-					
-					
-					
-					
-					
-					
-					
ALL OTHER School Districts: (Weighted Avg)					
TOTAL ENROLLMENT					
REVENUE PER PUPIL					
EXPENSES PER PUPIL					

Total Revenue
Total Expenses
Net Income
Actual Student Enrollment

DESCRIPTION OF ASSUMPTIONS

REVENUE	
REVENUES FROM STATE SOURCES	
Per Pupil Revenue	2015-16 Per Pupil Rate
NYC CHANCELLOR'S OFFICE	#NAME?
-	#N/A
-	#N/A
-	#N/A
-	#N/A
-	#N/A
-	#N/A
-	#N/A
-	#N/A
-	#N/A
-	#N/A
-	#N/A
-	#N/A
-	#N/A
-	#N/A
-	#N/A
ALL OTHER School Districts: (Weighted Avg)	#N/A
TOTAL Per Pupil Revenue (Weighted Average Per Pupil Funding)	#NAME?
Special Education Revenue	
Grants	
Stimulus	
DYCD (Department of Youth and Community Development)	
Other	
Other	
TOTAL REVENUE FROM STATE SOURCES	
REVENUE FROM FEDERAL FUNDING	
IDEA Special Needs	
Title I	
Title Funding - Other	
School Food Service (Free Lunch)	
Grants	
Charter School Program (CSP) Planning & Implementation	
Other	
Other	
TOTAL REVENUE FROM FEDERAL SOURCES	
LOCAL and OTHER REVENUE	
Contributions and Donations	
Fundraising	
Erate Reimbursement	
Earnings on Investments	
Interest Income	
Food Service (Income from meals)	
Text Book	
OTHER	
TOTAL REVENUE FROM LOCAL and OTHER SOURCES	
TOTAL REVENUE	

Total Revenue
Total Expenses
Net Income
Actual Student Enrollment

DESCRIPTION OF ASSUMPTIONS

EXPENSES

ADMINISTRATIVE STAFF PERSONNEL COSTS		Avg. No. of Positions
Executive Management		-
Instructional Management		3.00
Deans, Directors & Coordinators		2.00
CFO / Director of Finance		-
Operation / Business Manager		4.00
Administrative Staff		-
TOTAL ADMINISTRATIVE STAFF		9.00
INSTRUCTIONAL PERSONNEL COSTS		
Teachers - Regular		13.00
Teachers - SPED		2.00
Substitute Teachers		-
Teaching Assistants		7.00
Specialty Teachers		4.50
Aides		-
Therapists & Counselors		1.00
Other		-
TOTAL INSTRUCTIONAL		27.50
NON-INSTRUCTIONAL PERSONNEL COSTS		
Nurse		-
Librarian		-
Custodian		-
Security		-
Other		-
TOTAL NON-INSTRUCTIONAL		-
SUBTOTAL PERSONNEL SERVICE COSTS		36.50
PAYROLL TAXES AND BENEFITS		
Payroll Taxes		
Fringe / Employee Benefits		
Retirement / Pension		
TOTAL PAYROLL TAXES AND BENEFITS		
TOTAL PERSONNEL SERVICE COSTS		36.50
CONTRACTED SERVICES		
Accounting / Audit		
Legal		
Management Company Fee		
Nurse Services		
Food Service / School Lunch		
Payroll Services		
Special Ed Services		
Titlement Services (i.e. Title I)		
Other Purchased / Professional / Consulting		
TOTAL CONTRACTED SERVICES		

Total Revenue
Total Expenses
Net Income
Actual Student Enrollment

DESCRIPTION OF ASSUMPTIONS

SCHOOL OPERATIONS
Board Expenses
Classroom / Teaching Supplies & Materials
Special Ed Supplies & Materials
Textbooks / Workbooks
Supplies & Materials other
Equipment / Furniture
Telephone
Technology
Student Testing & Assessment
Field Trips
Transportation (student)
Student Services - other
Office Expense
Staff Development
Staff Recruitment
Student Recruitment / Marketing
School Meals / Lunch
Travel (Staff)
Fundraising
Other
TOTAL SCHOOL OPERATIONS

FACILITY OPERATION & MAINTENANCE
Insurance
Janitorial
Building and Land Rent / Lease / Facility Finance Interest
Repairs & Maintenance
Equipment / Furniture
Security
Utilities
TOTAL FACILITY OPERATION & MAINTENANCE

DEPRECIATION & AMORTIZATION
RESERVES / CONTINGENCY

TOTAL EXPENSES

NET INCOME

<div>Total Revenue</div> <div>Total Expenses</div> <div>Net Income</div> <div>Actual Student Enrollment</div>	<div>DORT GREENE</div> <div>g Plan</div> <div>DESCRIPTION OF ASSUMPTIONS</div>
<div>ENROLLMENT - *School Districts Are Linked To Above Entries*</div> <div>Number of Districts:</div> <div>NYC CHANCELLOR'S OFFICE</div> <div>-</div> <div>-</div> <div>-</div> <div>-</div> <div>-</div> <div>-</div> <div>-</div> <div>-</div> <div>-</div> <div>-</div> <div>-</div> <div>-</div> <div>-</div> <div>ALL OTHER School Districts: (Weighted Avg)</div> <div>TOTAL ENROLLMENT</div> <div>REVENUE PER PUPIL</div> <div>EXPENSES PER PUPIL</div>	

**SUCCESS ACADEMY FORT GREENE
BALANCE SHEET
2015-16**

	<u>Prior Year</u>	<u>Q1</u>	<u>Q2</u>	<u>Q3</u>	<u>Q4</u>
	<u>#NAME?</u>	<u>As of 9/30</u>	<u>As of 12/31</u>	<u>As of 3/31</u>	<u>As of 6/30</u>
<u>ASSETS</u>					
<u>CURRENT ASSETS</u>					
Cash and cash equivalents	\$-	\$-	\$-	\$-	\$-
Grants and contracts receivable	-	-	-	-	-
Accounts receivables	-	-	-	-	-
Prepaid Expenses	-	-	-	-	-
Contributions and other receivables	-	-	-	-	-
TOTAL CURRENT ASSETS	-	-	-	-	-
<u>PROPERTY, BUILDING AND EQUIPMENT, net</u>	-	-	-	-	-
<u>OTHER ASSETS</u>	-	-	-	-	-
TOTAL ASSETS	-	-	-	-	-
<u>LIABILITIES AND NET ASSETS</u>					
<u>CURRENT LIABILITIES</u>					
Accounts payable and accrued expenses	\$-	\$-	\$-	\$-	\$-
Accrued payroll and benefits	-	-	-	-	-
Deferred Revenue	-	-	-	-	-
Current maturities of long-term debt	-	-	-	-	-
Short Term Debt - Bonds, Notes Payable	-	-	-	-	-
Other	-	-	-	-	-
TOTAL CURRENT LIABILITIES	-	-	-	-	-
<u>LONG-TERM DEBT and NOTES PAYABLE, net current maturities</u>	-	-	-	-	-
TOTAL LIABILITIES	-	-	-	-	-
<u>NET ASSETS</u>					
Unrestricted	-	-	-	-	-
Temporarily restricted	-	-	-	-	-
TOTAL NET ASSETS	-	-	-	-	-
TOTAL LIABILITIES AND NET ASSETS	-	-	-	-	-

SUCCESS ACADEMY FORT GREENE

Budget / Operating Plan

2015-16

Total Revenue	#NAME?	#NAME?	#NAME?	#NAME?	#NAME?	#NAME?	#NAME?
Total Expenses	#NAME?	#NAME?	#NAME?	#NAME?	#NAME?	#NAME?	#NAME?
Net Income	#NAME?	#NAME?	#NAME?	#NAME?	#NAME?	#NAME?	#NAME?
Actual Student Enrollment	-	#NAME?	-	-	#NAME?	-	-

*NOTE: Enrollment, Revenue and Expenditure Data IN the 'Total and Variance Analysis' Section is Based on LAST ACTUAL Quarter Completed	1st Quarter - 7/1 - 9/30			2nd Quarter - 10/1 - 12/31			3rd Quarter - 1/1 - 3/31
	Actual	Current Budget	Variance	Actual	Current Budget	Variance	Actual

EXPENSES

		Quarter 0					
		No. of Positions					
ADMINISTRATIVE STAFF PERSONNEL COSTS							
Executive Management	#NAME?	-	#NAME?	#NAME?	-	#NAME?	#NAME?
Instructional Management	#NAME?	-	#NAME?	#NAME?	-	#NAME?	#NAME?
Deans, Directors & Coordinators	#NAME?	-	#NAME?	#NAME?	-	#NAME?	#NAME?
CFO / Director of Finance	#NAME?	-	#NAME?	#NAME?	-	#NAME?	#NAME?
Operation / Business Manager	#NAME?	-	#NAME?	#NAME?	-	#NAME?	#NAME?
Administrative Staff	#NAME?	-	#NAME?	#NAME?	-	#NAME?	#NAME?
TOTAL ADMINISTRATIVE STAFF	#NAME?	-	#NAME?	#NAME?	-	#NAME?	#NAME?
INSTRUCTIONAL PERSONNEL COSTS							
Teachers - Regular	#NAME?	-	#NAME?	#NAME?	-	#NAME?	#NAME?
Teachers - SPED	#NAME?	-	#NAME?	#NAME?	-	#NAME?	#NAME?
Substitute Teachers	#NAME?	-	#NAME?	#NAME?	-	#NAME?	#NAME?
Teaching Assistants	#NAME?	-	#NAME?	#NAME?	-	#NAME?	#NAME?
Specialty Teachers	#NAME?	-	#NAME?	#NAME?	-	#NAME?	#NAME?
Aides	#NAME?	-	#NAME?	#NAME?	-	#NAME?	#NAME?
Therapists & Counselors	#NAME?	-	#NAME?	#NAME?	-	#NAME?	#NAME?
Other	#NAME?	-	#NAME?	#NAME?	-	#NAME?	#NAME?
TOTAL INSTRUCTIONAL	#NAME?	-	#NAME?	#NAME?	-	#NAME?	#NAME?
NON-INSTRUCTIONAL PERSONNEL COSTS							
Nurse	#NAME?	-	#NAME?	#NAME?	-	#NAME?	#NAME?
Librarian	#NAME?	-	#NAME?	#NAME?	-	#NAME?	#NAME?
Custodian	#NAME?	-	#NAME?	#NAME?	-	#NAME?	#NAME?
Security	#NAME?	-	#NAME?	#NAME?	-	#NAME?	#NAME?
Other	#NAME?	-	#NAME?	#NAME?	-	#NAME?	#NAME?
TOTAL NON-INSTRUCTIONAL	#NAME?	-	#NAME?	#NAME?	-	#NAME?	#NAME?
SUBTOTAL PERSONNEL SERVICE COSTS		-	#NAME?	#NAME?	-	#NAME?	#NAME?
PAYROLL TAXES AND BENEFITS		-	#NAME?	#NAME?	-	#NAME?	#NAME?
Payroll Taxes		-	#NAME?	#NAME?	-	#NAME?	#NAME?
Fringe / Employee Benefits		-	#NAME?	#NAME?	-	#NAME?	#NAME?
Retirement / Pension		-	#NAME?	#NAME?	-	#NAME?	#NAME?
TOTAL PAYROLL TAXES AND BENEFITS		-	#NAME?	#NAME?	-	#NAME?	#NAME?
TOTAL PERSONNEL SERVICE COSTS		-	#NAME?	#NAME?	-	#NAME?	#NAME?
CONTRACTED SERVICES		-	#NAME?	#NAME?	-	#NAME?	#NAME?
Accounting / Audit		-	#NAME?	#NAME?	-	#NAME?	#NAME?
Legal		-	#NAME?	#NAME?	-	#NAME?	#NAME?
Management Company Fee		-	#NAME?	#NAME?	-	#NAME?	#NAME?
Nurse Services		-	#NAME?	#NAME?	-	#NAME?	#NAME?
Food Service / School Lunch		-	#NAME?	#NAME?	-	#NAME?	#NAME?
Payroll Services		-	#NAME?	#NAME?	-	#NAME?	#NAME?
Special Ed Services		-	#NAME?	#NAME?	-	#NAME?	#NAME?
Titlement Services (i.e. Title I)		-	#NAME?	#NAME?	-	#NAME?	#NAME?
Other Purchased / Professional / Consulting		-	#NAME?	#NAME?	-	#NAME?	#NAME?
TOTAL CONTRACTED SERVICES		-	#NAME?	#NAME?	-	#NAME?	#NAME?

2015-16

*NOTE: Enrollment, Revenue and Expenditure Data IN the 'Total and Variance Analysis' Section is Based on LAST ACTUAL Quarter Completed	1st Quarter - 7/1 - 9/30			2nd Quarter - 10/1 - 12/31			3rd Quarter - 1/1 - 3/31
	Actual	Current Budget	Variance	Actual	Current Budget	Variance	Actual

NYC CHANCELLOR'S OFFICE

TOTAL ENROLLMENT

-	#NAME?	#NAME?	-	#NAME?	#NAME?	-
---	--------	--------	---	--------	--------	---

-	#NAME?	#NAME?	-	#NAME?	#NAME?	-
---	--------	--------	---	--------	--------	---

Total Revenue	#NAME?	#NAME?	#NAME?	#NAME?	#NAME?
Total Expenses	#NAME?	#NAME?	#NAME?	#NAME?	#NAME?
Net Income	#NAME?	#NAME?	#NAME?	#NAME?	#NAME?
Actual Student Enrollment	#NAME?	-	-	#NAME?	-
*NOTE: Enrollment, Revenue and Expenditure Data IN the 'Total and Variance Analysis' Section is Based on LAST ACTUAL Quarter Completed	Quarter - 1/1 - 3/31		4th Quarter - 4/1 - 6/30		
	Current Budget	Variance	Actual	Current Budget	Variance
REVENUE					
REVENUES FROM STATE SOURCES					
Per Pupil Revenue	CY Per Pupil Rate				
NYC CHANCELLOR'S OFFICE	#NAME?	#NAME?	#NAME?	#NAME?	#NAME?
-	#N/A	#NAME?	#NAME?	#N/A	#NAME?
-	#N/A	#NAME?	#NAME?	#N/A	#NAME?
-	#N/A	#NAME?	#NAME?	#N/A	#NAME?
-	#N/A	#NAME?	#NAME?	#N/A	#NAME?
-	#N/A	#NAME?	#NAME?	#N/A	#NAME?
-	#N/A	#NAME?	#NAME?	#N/A	#NAME?
-	#N/A	#NAME?	#NAME?	#N/A	#NAME?
-	#N/A	#NAME?	#NAME?	#N/A	#NAME?
-	#N/A	#NAME?	#NAME?	#N/A	#NAME?
-	#N/A	#NAME?	#NAME?	#N/A	#NAME?
-	#N/A	#NAME?	#NAME?	#N/A	#NAME?
-	#N/A	#NAME?	#NAME?	#N/A	#NAME?
-	#N/A	#NAME?	#NAME?	#N/A	#NAME?
-	#N/A	#NAME?	#NAME?	#N/A	#NAME?
ALL OTHER School Districts: (Count = 0)	#N/A	#NAME?	#NAME?	#N/A	#NAME?
TOTAL Per Pupil Revenue (Weighted Average Per Pupil Funding)	#NAME?	#NAME?	#NAME?	#NAME?	#NAME?
Special Education Revenue		#NAME?	-	#NAME?	#NAME?
Grants					
Stimulus		#NAME?	-	#NAME?	#NAME?
DYCD (Department of Youth and Community Development)		#NAME?	-	#NAME?	#NAME?
Other		#NAME?	-	#NAME?	#NAME?
Other		#NAME?	-	#NAME?	#NAME?
TOTAL REVENUE FROM STATE SOURCES		#NAME?	#NAME?	#NAME?	#NAME?
REVENUE FROM FEDERAL FUNDING					
IDEA Special Needs		#NAME?	-	#NAME?	#NAME?
Title I		#NAME?	-	#NAME?	#NAME?
Title Funding - Other		#NAME?	-	#NAME?	#NAME?
School Food Service (Free Lunch)		#NAME?	-	#NAME?	#NAME?
Grants					
Charter School Program (CSP) Planning & Implementation		#NAME?	-	#NAME?	#NAME?
Other		#NAME?	-	#NAME?	#NAME?
Other		#NAME?	-	#NAME?	#NAME?
TOTAL REVENUE FROM FEDERAL SOURCES		#NAME?	-	#NAME?	#NAME?
LOCAL and OTHER REVENUE					
Contributions and Donations		#NAME?	-	#NAME?	#NAME?
Fundraising		#NAME?	-	#NAME?	#NAME?
Erate Reimbursement		#NAME?	-	#NAME?	#NAME?
Earnings on Investments		#NAME?	-	#NAME?	#NAME?
Interest Income		#NAME?	-	#NAME?	#NAME?
Food Service (Income from meals)		#NAME?	-	#NAME?	#NAME?
Text Book		#NAME?	-	#NAME?	#NAME?
OTHER		#NAME?	-	#NAME?	#NAME?
TOTAL REVENUE FROM LOCAL and OTHER SOURCES		#NAME?	-	#NAME?	#NAME?
TOTAL REVENUE	#NAME?	#NAME?	#NAME?	#NAME?	#NAME?

Total Revenue	#NAME?	#NAME?	#NAME?	#NAME?	#NAME?	
Total Expenses	#NAME?	#NAME?	#NAME?	#NAME?	#NAME?	
Net Income	#NAME?	#NAME?	#NAME?	#NAME?	#NAME?	
Actual Student Enrollment	#NAME?	-	-	#NAME?	-	
*NOTE: Enrollment, Revenue and Expenditure Data IN the 'Total and Variance Analysis' Section is Based on LAST ACTUAL Quarter Completed		Quarter - 1/1 - 3/31		4th Quarter - 4/1 - 6/30		
		Current Budget	Variance	Actual	Current Budget	Variance
EXPENSES						
ADMINISTRATIVE STAFF PERSONNEL COSTS		Quarter 0				
	No. of Positions					
Executive Management	#NAME?	#NAME?	#NAME?	-	#NAME?	#NAME?
Instructional Management	#NAME?	#NAME?	#NAME?	-	#NAME?	#NAME?
Deans, Directors & Coordinators	#NAME?	#NAME?	#NAME?	-	#NAME?	#NAME?
CFO / Director of Finance	#NAME?	#NAME?	#NAME?	-	#NAME?	#NAME?
Operation / Business Manager	#NAME?	#NAME?	#NAME?	-	#NAME?	#NAME?
Administrative Staff	#NAME?	#NAME?	#NAME?	-	#NAME?	#NAME?
TOTAL ADMINISTRATIVE STAFF	#NAME?	#NAME?	#NAME?	-	#NAME?	#NAME?
INSTRUCTIONAL PERSONNEL COSTS						
Teachers - Regular	#NAME?	#NAME?	#NAME?	-	#NAME?	#NAME?
Teachers - SPED	#NAME?	#NAME?	#NAME?	-	#NAME?	#NAME?
Substitute Teachers	#NAME?	#NAME?	#NAME?	-	#NAME?	#NAME?
Teaching Assistants	#NAME?	#NAME?	#NAME?	-	#NAME?	#NAME?
Specialty Teachers	#NAME?	#NAME?	#NAME?	-	#NAME?	#NAME?
Aides	#NAME?	#NAME?	#NAME?	-	#NAME?	#NAME?
Therapists & Counselors	#NAME?	#NAME?	#NAME?	-	#NAME?	#NAME?
Other	#NAME?	#NAME?	#NAME?	-	#NAME?	#NAME?
TOTAL INSTRUCTIONAL	#NAME?	#NAME?	#NAME?	-	#NAME?	#NAME?
NON-INSTRUCTIONAL PERSONNEL COSTS						
Nurse	#NAME?	#NAME?	#NAME?	-	#NAME?	#NAME?
Librarian	#NAME?	#NAME?	#NAME?	-	#NAME?	#NAME?
Custodian	#NAME?	#NAME?	#NAME?	-	#NAME?	#NAME?
Security	#NAME?	#NAME?	#NAME?	-	#NAME?	#NAME?
Other	#NAME?	#NAME?	#NAME?	-	#NAME?	#NAME?
TOTAL NON-INSTRUCTIONAL	#NAME?	#NAME?	#NAME?	-	#NAME?	#NAME?
SUBTOTAL PERSONNEL SERVICE COSTS		#NAME?	#NAME?	-	#NAME?	#NAME?
PAYROLL TAXES AND BENEFITS						
Payroll Taxes		#NAME?	#NAME?	-	#NAME?	#NAME?
Fringe / Employee Benefits		#NAME?	#NAME?	-	#NAME?	#NAME?
Retirement / Pension		#NAME?	#NAME?	-	#NAME?	#NAME?
TOTAL PAYROLL TAXES AND BENEFITS		#NAME?	#NAME?	-	#NAME?	#NAME?
TOTAL PERSONNEL SERVICE COSTS		#NAME?	#NAME?	-	#NAME?	#NAME?
CONTRACTED SERVICES						
Accounting / Audit		#NAME?	#NAME?	-	#NAME?	#NAME?
Legal		#NAME?	#NAME?	-	#NAME?	#NAME?
Management Company Fee		#NAME?	#NAME?	-	#NAME?	#NAME?
Nurse Services		#NAME?	#NAME?	-	#NAME?	#NAME?
Food Service / School Lunch		#NAME?	#NAME?	-	#NAME?	#NAME?
Payroll Services		#NAME?	#NAME?	-	#NAME?	#NAME?
Special Ed Services		#NAME?	#NAME?	-	#NAME?	#NAME?
Titlement Services (i.e. Title I)		#NAME?	#NAME?	-	#NAME?	#NAME?
Other Purchased / Professional / Consulting		#NAME?	#NAME?	-	#NAME?	#NAME?
TOTAL CONTRACTED SERVICES		#NAME?	#NAME?	-	#NAME?	#NAME?

Total Revenue	#NAME?	#NAME?	#NAME?	#NAME?	#NAME?
Total Expenses	#NAME?	#NAME?	#NAME?	#NAME?	#NAME?
Net Income	#NAME?	#NAME?	#NAME?	#NAME?	#NAME?
Actual Student Enrollment	#NAME?	-	-	#NAME?	-
*NOTE: Enrollment, Revenue and Expenditure Data IN the 'Total and Variance Analysis' Section is Based on LAST ACTUAL Quarter Completed		Quarter - 1/1 - 3/31		4th Quarter - 4/1 - 6/30	
		Current Budget	Variance	Actual	Current Budget Variance
SCHOOL OPERATIONS					
Board Expenses	#NAME?	#NAME?	-	#NAME?	#NAME?
Classroom / Teaching Supplies & Materials	#NAME?	#NAME?	-	#NAME?	#NAME?
Special Ed Supplies & Materials	#NAME?	#NAME?	-	#NAME?	#NAME?
Textbooks / Workbooks	#NAME?	#NAME?	-	#NAME?	#NAME?
Supplies & Materials other	#NAME?	#NAME?	-	#NAME?	#NAME?
Equipment / Furniture	#NAME?	#NAME?	-	#NAME?	#NAME?
Telephone	#NAME?	#NAME?	-	#NAME?	#NAME?
Technology	#NAME?	#NAME?	-	#NAME?	#NAME?
Student Testing & Assessment	#NAME?	#NAME?	-	#NAME?	#NAME?
Field Trips	#NAME?	#NAME?	-	#NAME?	#NAME?
Transportation (student)	#NAME?	#NAME?	-	#NAME?	#NAME?
Student Services - other	#NAME?	#NAME?	-	#NAME?	#NAME?
Office Expense	#NAME?	#NAME?	-	#NAME?	#NAME?
Staff Development	#NAME?	#NAME?	-	#NAME?	#NAME?
Staff Recruitment	#NAME?	#NAME?	-	#NAME?	#NAME?
Student Recruitment / Marketing	#NAME?	#NAME?	-	#NAME?	#NAME?
School Meals / Lunch	#NAME?	#NAME?	-	#NAME?	#NAME?
Travel (Staff)	#NAME?	#NAME?	-	#NAME?	#NAME?
Fundraising	#NAME?	#NAME?	-	#NAME?	#NAME?
Other	#NAME?	#NAME?	-	#NAME?	#NAME?
TOTAL SCHOOL OPERATIONS	#NAME?	#NAME?	-	#NAME?	#NAME?
FACILITY OPERATION & MAINTENANCE					
Insurance	#NAME?	#NAME?	-	#NAME?	#NAME?
Janitorial	#NAME?	#NAME?	-	#NAME?	#NAME?
Building and Land Rent / Lease / Facility Finance Interest	#NAME?	#NAME?	-	#NAME?	#NAME?
Repairs & Maintenance	#NAME?	#NAME?	-	#NAME?	#NAME?
Equipment / Furniture	#NAME?	#NAME?	-	#NAME?	#NAME?
Security	#NAME?	#NAME?	-	#NAME?	#NAME?
Utilities	#NAME?	#NAME?	-	#NAME?	#NAME?
TOTAL FACILITY OPERATION & MAINTENANCE	#NAME?	#NAME?	-	#NAME?	#NAME?
DEPRECIATION & AMORTIZATION					
#NAME?	#NAME?	#NAME?	-	#NAME?	#NAME?
RESERVES / CONTINGENCY					
#NAME?	#NAME?	#NAME?	-	#NAME?	#NAME?
TOTAL EXPENSES	#NAME?	#NAME?	-	#NAME?	#NAME?
NET INCOME	#NAME?	#NAME?	#NAME?	#NAME?	#NAME?

Total Revenue	#NAME?	#NAME?	#NAME?	#NAME?	#NAME?
Total Expenses	#NAME?	#NAME?	#NAME?	#NAME?	#NAME?
Net Income	#NAME?	#NAME?	#NAME?	#NAME?	#NAME?
Actual Student Enrollment	#NAME?	-	-	#NAME?	-
*NOTE: Enrollment, Revenue and Expenditure Data IN the 'Total and Variance Analysis' Section is Based on LAST ACTUAL Quarter Completed		Quarter - 1/1 - 3/31		4th Quarter - 4/1 - 6/30	
		Current		Current	
		Budget	Variance	Actual	Budget
ENROLLMENT - *School Districts Are Linked To Above Entries*					
NYC CHANCELLOR'S OFFICE		#NAME?	-	#NAME?	-
-		#NAME?	-	#NAME?	-
-		#NAME?	-	#NAME?	-
-		#NAME?	-	#NAME?	-
-		#NAME?	-	#NAME?	-
-		#NAME?	-	#NAME?	-
-		#NAME?	-	#NAME?	-
-		#NAME?	-	#NAME?	-
-		#NAME?	-	#NAME?	-
-		#NAME?	-	#NAME?	-
-		#NAME?	-	#NAME?	-
-		#NAME?	-	#NAME?	-
-		#NAME?	-	#NAME?	-
-		#NAME?	-	#NAME?	-
-		#NAME?	-	#NAME?	-
-		#NAME?	-	#NAME?	-
-		#NAME?	-	#NAME?	-
ALL OTHER School Districts: (Count = 0)		#NAME?	-	#NAME?	-
TOTAL ENROLLMENT		#NAME?	-	#NAME?	-
REVENUE PER PUPIL		#NAME?	#NAME?	-	#NAME?
EXPENSES PER PUPIL		#NAME?	#NAME?	-	#NAME?

Budget / Operating Plan

#NAME?	#NAME?	#NAME?
#NAME?	#NAME?	#NAME?
#NAME?	#NAME?	#NAME?
	-	-

TOTALS AND VARIANCE ANALYSIS						
*NOTE: Enrollment, Revenue and Expenditure Data IN the 'Total and Variance Analysis' Section is Based on LAST ACTUAL Quarter Completed	Actual	Current Budget (Current Quarter)	Current Budget	Current Budget - TY	Actual vs. Current Budget TY	Original Budget (Current Quarter)
					Actual vs. Original Budget	

	TOTALS AND VARIANCE ANALYSIS					
	Actual vs.				Actual vs.	
Current Budget (Current Quarter)	Current Budget	Current Budget - TY	Actual vs. Current Budget TY	Original Budget (Current Quarter)	Actual vs. Original Budget	
Actual						

CY Per Pupil Rate

Grants							
Stimulus	#NAME?	#NAME?	#NAME?	#NAME?	#NAME?	#NAME?	#NAME?
DYCD (Department of Youth and Community Development)	#NAME?	#NAME?	#NAME?	#NAME?	#NAME?	#NAME?	#NAME?
Other	#NAME?	#NAME?	#NAME?	#NAME?	#NAME?	#NAME?	#NAME?
Other	#NAME?	#NAME?	#NAME?	#NAME?	#NAME?	#NAME?	#NAME?
TOTAL REVENUE FROM STATE SOURCES	#NAME?	#NAME?	#NAME?	#NAME?	#NAME?	#NAME?	#NAME?

TOTAL REVENUE FROM FEDERAL SOURCES

TOTAL RE

[illegible][illegible]

2015-16

<p>*NOTE: Enrollment, Revenue and Expenditure Data IN the 'Total and Variance Analysis' Section is Based on LAST ACTUAL Quarter Completed</p>	TOTALS AND VARIANCE ANALYSIS					
	Actual vs.		Actual vs.		Original Budget (Current Quarter)	Actual vs. Original Budget
	Current Budget (Current Quarter)	Current Budget - TY	Current Budget - TY	Current Budget - TY		
Actual						

ADMINISTRATIVE STAFF PERSONNEL COSTS

	Quarter 0
EXPENSES	
ADMINISTRATIVE STAFF PERSONNEL COSTS	No. of Positions
Executive Management	#NAME?
Instructional Management	#NAME?
Deans, Directors & Coordinators	#NAME?
CFO / Director of Finance	#NAME?
Operation / Business Manager	#NAME?
Administrative Staff	#NAME?
TOTAL ADMINISTRATIVE STAFF	#NAME?
INSTRUCTIONAL PERSONNEL COSTS	
Teachers - Regular	#NAME?
Teachers - SPED	#NAME?
Substitute Teachers	#NAME?
Teaching Assistants	#NAME?
Specialty Teachers	#NAME?
Aides	#NAME?
Therapists & Counselors	#NAME?
Other	#NAME?
TOTAL INSTRUCTIONAL	#NAME?
NON-INSTRUCTIONAL PERSONNEL COSTS	
Nurse	#NAME?
Librarian	#NAME?
Custodian	#NAME?
Security	#NAME?
Other	#NAME?
TOTAL NON-INSTRUCTIONAL	#NAME?
SUBTOTAL PERSONNEL SERVICE COSTS	#NAME?
PAYROLL TAXES AND BENEFITS	
Payroll Taxes	#NAME?
Fringe / Employee Benefits	#NAME?
Retirement / Pension	#NAME?
TOTAL PAYROLL TAXES AND BENEFITS	#NAME?
TOTAL PERSONNEL SERVICE COSTS	#NAME?
CONTRACTED SERVICES	
Accounting / Audit	#NAME?
Legal	#NAME?
Management Company Fee	#NAME?
Nurse Services	#NAME?
Food Service / School Lunch	#NAME?
Payroll Services	#NAME?
Special Ed Services	#NAME?
Titlement Services (i.e. Title I)	#NAME?
Other Purchased / Professional / Consulting	#NAME?
TOTAL CONTRACTED SERVICES	#NAME?

SUCCESS ACADEMY FORT GRE
Budget / Operating Plan
2015-16

Total Revenue	#NAME?	#NAME?	#NAME?	#NAME?	#NAME?	#NAME?	#NAME?
Total Expenses	#NAME?	#NAME?	#NAME?	#NAME?	#NAME?	#NAME?	#NAME?
Net Income	#NAME?	#NAME?	#NAME?	#NAME?	#NAME?	#NAME?	#NAME?
Actual Student Enrollment	-	-	-			-	-
*NOTE: Enrollment, Revenue and Expenditure Data IN the 'Total and Variance Analysis' Section is Based on LAST ACTUAL Quarter Completed		TOTALS AND VARIANCE ANALYSIS					
		Actual vs.		Actual vs.		Actual vs.	
		Current Budget (Current Quarter)	Current Budget	Current Budget - TY	Current Budget TY	Original Budget (Current Quarter)	Original Budget
SCHOOL OPERATIONS		Actual					
Board Expenses		#NAME?	#NAME?	#NAME?	#NAME?	#NAME?	#NAME?
Classroom / Teaching Supplies & Materials		#NAME?	#NAME?	#NAME?	#NAME?	#NAME?	#NAME?
Special Ed Supplies & Materials		#NAME?	#NAME?	#NAME?	#NAME?	#NAME?	#NAME?
Textbooks / Workbooks		#NAME?	#NAME?	#NAME?	#NAME?	#NAME?	#NAME?
Supplies & Materials other		#NAME?	#NAME?	#NAME?	#NAME?	#NAME?	#NAME?
Equipment / Furniture		#NAME?	#NAME?	#NAME?	#NAME?	#NAME?	#NAME?
Telephone		#NAME?	#NAME?	#NAME?	#NAME?	#NAME?	#NAME?
Technology		#NAME?	#NAME?	#NAME?	#NAME?	#NAME?	#NAME?
Student Testing & Assessment		#NAME?	#NAME?	#NAME?	#NAME?	#NAME?	#NAME?
Field Trips		#NAME?	#NAME?	#NAME?	#NAME?	#NAME?	#NAME?
Transportation (student)		#NAME?	#NAME?	#NAME?	#NAME?	#NAME?	#NAME?
Student Services - other		#NAME?	#NAME?	#NAME?	#NAME?	#NAME?	#NAME?
Office Expense		#NAME?	#NAME?	#NAME?	#NAME?	#NAME?	#NAME?
Staff Development		#NAME?	#NAME?	#NAME?	#NAME?	#NAME?	#NAME?
Staff Recruitment		#NAME?	#NAME?	#NAME?	#NAME?	#NAME?	#NAME?
Student Recruitment / Marketing		#NAME?	#NAME?	#NAME?	#NAME?	#NAME?	#NAME?
School Meals / Lunch		#NAME?	#NAME?	#NAME?	#NAME?	#NAME?	#NAME?
Travel (Staff)		#NAME?	#NAME?	#NAME?	#NAME?	#NAME?	#NAME?
Fundraising		#NAME?	#NAME?	#NAME?	#NAME?	#NAME?	#NAME?
Other		#NAME?	#NAME?	#NAME?	#NAME?	#NAME?	#NAME?
TOTAL SCHOOL OPERATIONS		#NAME?	#NAME?	#NAME?	#NAME?	#NAME?	#NAME?
FACILITY OPERATION & MAINTENANCE							
Insurance		#NAME?	#NAME?	#NAME?	#NAME?	#NAME?	#NAME?
Janitorial		#NAME?	#NAME?	#NAME?	#NAME?	#NAME?	#NAME?
Building and Land Rent / Lease / Facility Finance Interest		#NAME?	#NAME?	#NAME?	#NAME?	#NAME?	#NAME?
Repairs & Maintenance		#NAME?	#NAME?	#NAME?	#NAME?	#NAME?	#NAME?
Equipment / Furniture		#NAME?	#NAME?	#NAME?	#NAME?	#NAME?	#NAME?
Security		#NAME?	#NAME?	#NAME?	#NAME?	#NAME?	#NAME?
Utilities		#NAME?	#NAME?	#NAME?	#NAME?	#NAME?	#NAME?
TOTAL FACILITY OPERATION & MAINTENANCE		#NAME?	#NAME?	#NAME?	#NAME?	#NAME?	#NAME?
DEPRECIATION & AMORTIZATION		#NAME?	#NAME?	#NAME?	#NAME?	#NAME?	#NAME?
RESERVES / CONTINGENCY		#NAME?	#NAME?	#NAME?	#NAME?	#NAME?	#NAME?
TOTAL EXPENSES		#NAME?	#NAME?	#NAME?	#NAME?	#NAME?	#NAME?
NET INCOME		#NAME?	#NAME?	#NAME?	#NAME?	#NAME?	#NAME?

SUCCESS ACADEMY FORT GRE
Budget / Operating Plan
2015-16

Total Revenue	#NAME?	#NAME?	#NAME?	#NAME?	#NAME?	#NAME?	#NAME?
Total Expenses	#NAME?	#NAME?	#NAME?	#NAME?	#NAME?	#NAME?	#NAME?
Net Income	#NAME?	#NAME?	#NAME?	#NAME?	#NAME?	#NAME?	#NAME?
Actual Student Enrollment	-	-	-	-	-	-	-

*NOTE: Enrollment, Revenue and Expenditure Data IN the 'Total and Variance Analysis' Section is Based on LAST ACTUAL Quarter Completed	TOTALS AND VARIANCE ANALYSIS						
	Actual vs.			Actual vs.			
	Current Budget (Current Quarter)		Current Budget	Current Budget - TY		Current Budget TY	Original Budget (Current Quarter)
	Actual						Actual vs. Original Budget

ENROLLMENT - *School Districts Are Linked To Above Entries*	* Enrollment Data Based on Last Actual Quarter Completed						
NYC CHANCELLOR'S OFFICE	-	-	-			-	-
-	-	-	-			-	-
-	-	-	-			-	-
-	-	-	-			-	-
-	-	-	-			-	-
-	-	-	-			-	-
-	-	-	-			-	-
-	-	-	-			-	-
-	-	-	-			-	-
-	-	-	-			-	-
-	-	-	-			-	-
-	-	-	-			-	-
-	-	-	-			-	-
-	-	-	-			-	-
-	-	-	-			-	-
-	-	-	-			-	-
-	-	-	-			-	-
ALL OTHER School Districts: (Count = 0)	-	-	-			-	-
TOTAL ENROLLMENT	-	-	-			-	-
REVENUE PER PUPIL	-	-	-			-	-
EXPENSES PER PUPIL	-	-	-			-	-

.ENE				
Total Revenue	#NAME?	#NAME?	#NAME?	#NAME?
Total Expenses	#NAME?	#NAME?	#NAME?	#NAME?
Net Income	#NAME?	#NAME?	#NAME?	#NAME?
Actual Student Enrollment			-	
5				
*NOTE: Enrollment, Revenue and Expenditure Data IN the 'Total and Variance Analysis' Section is Based on LAST ACTUAL Quarter Completed		Actual vs. Original Budget TY	PY Actual (PY TY / No. of COMPLETED Actual CY Quarters	Actual CY vs. Actual PY
Original Budget - TY				
REVENUE				
REVENUES FROM STATE SOURCES				
Per Pupil Revenue	CY Per Pupil Rate			
NYC CHANCELLOR'S OFFICE	#NAME?	#NAME?	#NAME?	#NAME?
-	#N/A	#N/A	#NAME?	#NAME?
-	#N/A	#N/A	#NAME?	#NAME?
-	#N/A	#N/A	#NAME?	#NAME?
-	#N/A	#N/A	#NAME?	#NAME?
-	#N/A	#N/A	#NAME?	#NAME?
-	#N/A	#N/A	#NAME?	#NAME?
-	#N/A	#N/A	#NAME?	#NAME?
-	#N/A	#N/A	#NAME?	#NAME?
-	#N/A	#N/A	#NAME?	#NAME?
-	#N/A	#N/A	#NAME?	#NAME?
-	#N/A	#N/A	#NAME?	#NAME?
-	#N/A	#N/A	#NAME?	#NAME?
-	#N/A	#N/A	#NAME?	#NAME?
-	#N/A	#N/A	#NAME?	#NAME?
-	#N/A	#N/A	#NAME?	#NAME?
ALL OTHER School Districts: (Count = 0)	#N/A	#N/A	#NAME?	#NAME?
TOTAL Per Pupil Revenue (Weighted Average Per Pupil Funding)	#NAME?	#NAME?	#NAME?	#NAME?
Special Education Revenue		403,181	#NAME?	#NAME?
Grants				
Stimulus		-	#NAME?	#NAME?
DYCD (Department of Youth and Community Development)		-	#NAME?	#NAME?
Other		-	#NAME?	#NAME?
Other		71,150	#NAME?	#NAME?
TOTAL REVENUE FROM STATE SOURCES		#NAME?	#NAME?	#NAME?
REVENUE FROM FEDERAL FUNDING				
IDEA Special Needs		30,093	#NAME?	#NAME?
Title I		146,700	#NAME?	#NAME?
Title Funding - Other		8,000	#NAME?	#NAME?
School Food Service (Free Lunch)		-	#NAME?	#NAME?
Grants				
Charter School Program (CSP) Planning & Implementation		100,479	#NAME?	#NAME?
Other		-	#NAME?	#NAME?
Other		-	#NAME?	#NAME?
TOTAL REVENUE FROM FEDERAL SOURCES		285,272	#NAME?	#NAME?
LOCAL and OTHER REVENUE				
Contributions and Donations		-	#NAME?	#NAME?
Fundraising		-	#NAME?	#NAME?
Erate Reimbursement		40,541	#NAME?	#NAME?
Earnings on Investments		-	#NAME?	#NAME?
Interest Income		-	#NAME?	#NAME?
Food Service (Income from meals)		-	#NAME?	#NAME?
Text Book		-	#NAME?	#NAME?
OTHER		-	#NAME?	#NAME?
TOTAL REVENUE FROM LOCAL and OTHER SOURCES		40,541	#NAME?	#NAME?
TOTAL REVENUE		#NAME?	#NAME?	#NAME?

.ENE				
Total Revenue	#NAME?	#NAME?	#NAME?	#NAME?
Total Expenses	#NAME?	#NAME?	#NAME?	#NAME?
Net Income	#NAME?	#NAME?	#NAME?	#NAME?
Actual Student Enrollment			-	
*NOTE: Enrollment, Revenue and Expenditure Data IN the 'Total and Variance Analysis' Section is Based on LAST ACTUAL Quarter Completed		5		
		Actual vs. Original Budget - TY	PY Actual (PY TY / No. of COMPLETED Actual CY Quarters	Actual CY vs. Actual PY
EXPENSES				
ADMINISTRATIVE STAFF PERSONNEL COSTS		Quarter 0 No. of Positions		
Executive Management	#NAME?	-	#NAME?	#NAME?
Instructional Management	#NAME?	268,639	#NAME?	#NAME?
Deans, Directors & Coordinators	#NAME?	95,539	#NAME?	#NAME?
CFO / Director of Finance	#NAME?	-	#NAME?	#NAME?
Operation / Business Manager	#NAME?	243,681	#NAME?	#NAME?
Administrative Staff	#NAME?	-	#NAME?	#NAME?
TOTAL ADMINISTRATIVE STAFF	#NAME?	607,858	#NAME?	#NAME?
INSTRUCTIONAL PERSONNEL COSTS				
Teachers - Regular	#NAME?	832,837	#NAME?	#NAME?
Teachers - SPED	#NAME?	#NAME?	#NAME?	#NAME?
Substitute Teachers	#NAME?	-	#NAME?	#NAME?
Teaching Assistants	#NAME?	333,026	#NAME?	#NAME?
Specialty Teachers	#NAME?	268,217	#NAME?	#NAME?
Aides	#NAME?	-	#NAME?	#NAME?
Therapists & Counselors	#NAME?	67,964	#NAME?	#NAME?
Other	#NAME?	-	#NAME?	#NAME?
TOTAL INSTRUCTIONAL	#NAME?	#NAME?	#NAME?	#NAME?
NON-INSTRUCTIONAL PERSONNEL COSTS				
Nurse	#NAME?	-	#NAME?	#NAME?
Librarian	#NAME?	-	#NAME?	#NAME?
Custodian	#NAME?	-	#NAME?	#NAME?
Security	#NAME?	-	#NAME?	#NAME?
Other	#NAME?	-	#NAME?	#NAME?
TOTAL NON-INSTRUCTIONAL	#NAME?	-	#NAME?	#NAME?
SUBTOTAL PERSONNEL SERVICE COSTS		#NAME?	#NAME?	#NAME?
PAYROLL TAXES AND BENEFITS				
Payroll Taxes		197,575	#NAME?	#NAME?
Fringe / Employee Benefits		353,843	#NAME?	#NAME?
Retirement / Pension		58,945	#NAME?	#NAME?
TOTAL PAYROLL TAXES AND BENEFITS		610,363	#NAME?	#NAME?
TOTAL PERSONNEL SERVICE COSTS		#NAME?	#NAME?	#NAME?
CONTRACTED SERVICES				
Accounting / Audit		-	#NAME?	#NAME?
Legal		-	#NAME?	#NAME?
Management Company Fee		668,900	#NAME?	#NAME?
Nurse Services		-	#NAME?	#NAME?
Food Service / School Lunch		-	#NAME?	#NAME?
Payroll Services		8,123	#NAME?	#NAME?
Special Ed Services		-	#NAME?	#NAME?
Titlement Services (i.e. Title I)		-	#NAME?	#NAME?
Other Purchased / Professional / Consulting		43,464	#NAME?	#NAME?
TOTAL CONTRACTED SERVICES		720,487	#NAME?	#NAME?

.ENE				
Total Revenue	#NAME?	#NAME?	#NAME?	#NAME?
Total Expenses	#NAME?	#NAME?	#NAME?	#NAME?
Net Income	#NAME?	#NAME?	#NAME?	#NAME?
Actual Student Enrollment			-	
5				
*NOTE: Enrollment, Revenue and Expenditure Data IN the 'Total and Variance Analysis' Section is Based on LAST ACTUAL Quarter Completed				
	Original Budget - TY	Actual vs. Original Budget TY	PY Actual (PY TY / No. of COMPLETED Actual CY Quarters	Actual CY vs. Actual PY
SCHOOL OPERATIONS				
Board Expenses	402	#NAME?	#NAME?	#NAME?
Classroom / Teaching Supplies & Materials	120,905	#NAME?	#NAME?	#NAME?
Special Ed Supplies & Materials	-	#NAME?	#NAME?	#NAME?
Textbooks / Workbooks	-	#NAME?	#NAME?	#NAME?
Supplies & Materials other	154,227	#NAME?	#NAME?	#NAME?
Equipment / Furniture	12,889	#NAME?	#NAME?	#NAME?
Telephone	-	#NAME?	#NAME?	#NAME?
Technology	98,773	#NAME?	#NAME?	#NAME?
Student Testing & Assessment	18,840	#NAME?	#NAME?	#NAME?
Field Trips	34,906	#NAME?	#NAME?	#NAME?
Transportation (student)	23,473	#NAME?	#NAME?	#NAME?
Student Services - other	59,637	#NAME?	#NAME?	#NAME?
Office Expense	108,132	#NAME?	#NAME?	#NAME?
Staff Development	75,826	#NAME?	#NAME?	#NAME?
Staff Recruitment	30,466	#NAME?	#NAME?	#NAME?
Student Recruitment / Marketing	74,691	#NAME?	#NAME?	#NAME?
School Meals / Lunch	38,652	#NAME?	#NAME?	#NAME?
Travel (Staff)	53,216	#NAME?	#NAME?	#NAME?
Fundraising	-	#NAME?	#NAME?	#NAME?
Other	1,200	#NAME?	#NAME?	#NAME?
TOTAL SCHOOL OPERATIONS	906,236	#NAME?	#NAME?	#NAME?
FACILITY OPERATION & MAINTENANCE				
Insurance	41,625	#NAME?	#NAME?	#NAME?
Janitorial	-	#NAME?	#NAME?	#NAME?
Building and Land Rent / Lease / Facility Finance Interest	-	#NAME?	#NAME?	#NAME?
Repairs & Maintenance	43,555	#NAME?	#NAME?	#NAME?
Equipment / Furniture	32,354	#NAME?	#NAME?	#NAME?
Security	-	#NAME?	#NAME?	#NAME?
Utilities	-	#NAME?	#NAME?	#NAME?
TOTAL FACILITY OPERATION & MAINTENANCE	117,534	#NAME?	#NAME?	#NAME?
DEPRECIATION & AMORTIZATION	377,666	#NAME?	#NAME?	#NAME?
RESERVES / CONTINGENCY	-	#NAME?	#NAME?	#NAME?
TOTAL EXPENSES	#NAME?	#NAME?	#NAME?	#NAME?
NET INCOME	#NAME?	#NAME?	#NAME?	#NAME?

.ENE				
Total Revenue	#NAME?	#NAME?	#NAME?	#NAME?
Total Expenses	#NAME?	#NAME?	#NAME?	#NAME?
Net Income	#NAME?	#NAME?	#NAME?	#NAME?
Actual Student Enrollment			-	
*NOTE: Enrollment, Revenue and Expenditure Data IN the 'Total and Variance Analysis' Section is Based on LAST ACTUAL Quarter Completed		5	P Y Actual (P Y	
		Original Budget - TY	Actual vs. Original Budget TY	TY / No. of COMPLETED Actual CY Quarters
				Actual CY vs. Actual PY
ENROLLMENT - *School Districts Are Linked To Above Entries*				
NYC CHANCELLOR'S OFFICE			-	-
-			-	-
-			-	-
-			-	-
-			-	-
-			-	-
-			-	-
-			-	-
-			-	-
-			-	-
-			-	-
-			-	-
-			-	-
-			-	-
ALL OTHER School Districts: (Count = 0)			-	-
TOTAL ENROLLMENT			-	-
REVENUE PER PUPIL			-	-
EXPENSES PER PUPIL			-	-



Annual Report Requirement
for SUNY Authorized Charter Schools
SUCCESS ACADEMY FORT GREENE
2015-16

Administrative
expenditures per pupil:

\$0.00

Per NYS Statute

Administrative expenditures per pupil: the sum of all general administration salaries and other general administration expenditures divided by the total number of enrolled students. Employee benefit costs or expenditures should not be reported here.

***NOTE: THIS TAB ONLY NEEDS TO BE COMPLETED FOR Q4**

Success Academy Charter Schools - NYC

**Financial Statements and
Supplementary Information**
Year Ended June 30, 2015

Success Academy Charter Schools - NYC

Financial Statements and Supplementary Information
Year Ended June 30, 2015

Success Academy Charter Schools - NYC

Contents

Independent Auditor's Report	3-4
Financial Statements:	
Statement of Financial Position as of June 30, 2015	5
Statement of Activities for the Year Ended June 30, 2015	6
Statement of Functional Expenses for the Year Ended June 30, 2015	7
Statement of Cash Flows for the Year Ended June 30, 2015	8
Notes to Financial Statements	9-16
Supplementary Information:	
Combining Statement of Activities for the Year Ended June 30, 2015	17-18
Independent Auditor's Report on Internal Control Over Financial Reporting and on Compliance and Other Matters Based on an Audit of Financial Statements Performed in Accordance With <i>Government Auditing Standards</i>	19-20



Independent Auditor's Report

To the Board of Trustees
Success Academy Charter Schools - NYC
New York, New York

We have audited the accompanying financial statements of Success Academy Charter School-NYC ("SACS-NYC"), which comprise the statement of financial position as of June 30, 2015, and the related statements of activities, functional expenses and cash flows for the year then ended, and the related notes to the financial statements.

Management's Responsibility for the Financial Statements

Management is responsible for the preparation and fair presentation of these financial statements in accordance with accounting principles generally accepted in the United States of America; this includes the design, implementation, and maintenance of internal control relevant to the preparation and fair presentation of financial statements that are free from material misstatement, whether due to fraud or error.

Auditor's Responsibility

Our responsibility is to express an opinion on these financial statements based on our audit. We conducted our audit in accordance with auditing standards generally accepted in the United States of America. Those standards require that we plan and perform the audit to obtain reasonable assurance about whether the financial statements are free from material misstatement.

An audit involves performing procedures to obtain audit evidence about the amounts and disclosures in the financial statements. The procedures selected depend on the auditor's judgment, including the assessment of the risks of material misstatement of the financial statements, whether due to fraud or error. In making those risk assessments, the auditor considers internal control relevant to the entity's preparation and fair presentation of the financial statements in order to design audit procedures that are appropriate in the circumstances, but not for the purpose of expressing an opinion on the effectiveness of the entity's internal control. Accordingly, we express no such opinion. An audit also includes evaluating the appropriateness of accounting policies used and the reasonableness of significant accounting estimates made by management, as well as evaluating the overall presentation of the financial statements.

We believe that the audit evidence we have obtained is sufficient and appropriate to provide a basis for our audit opinion.



Opinion

In our opinion, the financial statements referred to above present fairly, in all material respects, the financial position of Success Academy Charter School- NYC as of June 30, 2015, and the changes in its net assets and its cash flows for the year then ended in accordance with accounting principles generally accepted in the United States of America.

Other Matters

Supplementary Information

Our audit was conducted for the purpose of forming an opinion on the financial statements as a whole. The accompanying supplementary combining statement of activities is presented for the purposes of additional analysis and is not a required part of the financial statements. Such information is the responsibility of management and was derived from and related directly to the underlying accounting and other records used to prepare the financial statements. The information has been subjected to the auditing procedures applied in the audit of the financial statements and certain additional procedures, including comparing and reconciling such information directly to the underlying accounting and other records used to prepare the financial statements or to the financial statements themselves, and other additional procedures in accordance with auditing standards generally accepted in the United States of America. In our opinion, the information is fairly stated, in all material respects, in relation to the financial statements as a whole.

Other Reporting Required by Government Auditing Standards

In accordance with *Government Auditing Standards*, we have also issued our report dated October 29, 2015 on our consideration of SACS-NYC's internal control over financial reporting and on our tests of its compliance with certain provisions of laws, regulations, contracts, and grant agreements and other matters. The purpose of that report is to describe the scope of our testing of internal control over financial reporting and compliance and the results of that testing, and not to provide an opinion on internal control over financial reporting or on compliance. That report is an integral part of an audit performed in accordance with *Government Auditing Standards* in considering SACS-NYC's internal control over financial reporting and compliance.

BDO USA, LLP

October 29, 2015

Success Academy Charter Schools - NYC

Statement of Financial Position

June 30, 2015

Assets

Current Assets:

Cash and cash equivalents (Note 2)	\$ 4,070,877
Restricted investments, at fair value (Notes 2 and 4)	350,002
Grants and contracts receivable, net (Note 2)	8,283,986
Prepaid expenses and other assets	4,090,345

Total Current Assets	16,795,210
----------------------	------------

Property and Equipment, Net (Notes 2 and 3)	24,818,614
---	------------

Total Assets	\$41,613,824
--------------	--------------

Liabilities and Net Assets

Current Liabilities:

Accounts payable and accrued expenses	\$ 2,244,130
Accrued payroll and payroll taxes	48,333
Due to affiliate (Note 5)	7,805,703

Total Current Liabilities	10,098,166
---------------------------	------------

Loans Payable (Note 5)	8,500,000
------------------------	-----------

Total Liabilities	18,598,166
-------------------	------------

Commitments and Contingencies (Notes 9 and 10)

Net Assets (Notes 2 and 11):

Unrestricted	22,795,658
Temporarily restricted	220,000

Total Net Assets	23,015,658
------------------	------------

Total Liabilities and Net Assets	\$41,613,824
----------------------------------	--------------

See accompanying notes to financial statements.

Success Academy Charter Schools - NYC

Statement of Activities

Year ended June 30, 2015

	Unrestricted	Temporarily Restricted	Total
Revenue and Support:			
State and local per pupil operating revenue	\$132,939,104	\$ -	\$132,939,104
Government grants	8,945,525	-	8,945,525
Contributions and private grants	500	2,000,000	2,000,500
Donated services (Note 8)	548,477	-	548,477
Interest and other income	7,516	-	7,516
Net assets released from restriction	2,440,000	(2,440,000)	-
Total Revenue and Support	144,881,122	(440,000)	144,441,122
Expenses:			
Program services:			
General education	117,611,180	-	117,611,180
Special education	16,037,881	-	16,037,881
Total Program Services	133,649,061	-	133,649,061
Supporting services:			
Management and general	10,701,909	-	10,701,909
Total Expenses	144,350,970	-	144,350,970
Change In Net Assets	530,152	(440,000)	90,152
Net Assets, Beginning of Year	22,265,506	660,000	22,925,506
Net Assets, End of Year	\$ 22,795,658	\$ 220,000	\$ 23,015,658

See accompanying notes to financial statements.

Success Academy Charter Schools - NYC

Statement of Functional Expenses

Year ended June 30, 2015

	Program Services			Management and General	Total
	General Education	Special Education	Total Program Services		
Salaries	\$ 55,978,121	\$ 7,633,380	\$ 63,611,501	\$ 5,531,435	\$ 69,142,936
Payroll taxes and employee benefits	12,371,574	1,687,033	14,058,607	1,222,488	15,281,095
Professional development	1,657,116	225,970	1,883,086	-	1,883,086
Legal	-	-	-	548,477	548,477
Audit and accounting	-	-	-	113,053	113,053
Professional and consulting fees	844,728	115,189	959,917	83,472	1,043,389
Transportation	513,904	70,078	583,982	50,781	634,763
Scholar food service	2,482,308	338,496	2,820,804	-	2,820,804
Field studies	1,377,833	187,886	1,565,719	-	1,565,719
Instructional supplies and textbooks	6,385,616	870,766	7,256,382	-	7,256,382
Management fee (Note 5)	14,834,329	2,022,860	16,857,189	1,465,844	18,323,033
Interest expense	-	-	-	85,000	85,000
Talent recruitment	719,833	98,159	817,992	-	817,992
Scholar recruitment	1,476,532	201,345	1,677,877	-	1,677,877
Parent and community outreach and engagement	579,677	79,046	658,723	-	658,723
Scholar after school programming	491,594	67,036	558,630	-	558,630
Uniforms and backpacks	566,392	77,235	643,627	-	643,627
Office expense	2,115,401	288,464	2,403,865	209,032	2,612,897
School culture	900,018	122,730	1,022,748	-	1,022,748
Special events	18,240	2,487	20,727	1,802	22,529
Equipment rental	1,019,588	139,035	1,158,623	100,750	1,259,373
Student assessments	225,864	30,800	256,664	-	256,664
Telecommunications and internet	1,160,148	158,202	1,318,350	114,639	1,432,989
Postage and delivery	139,784	19,061	158,845	13,813	172,658
Insurance	1,135,368	154,823	1,290,191	112,191	1,402,382
Facilities expense	618,789	84,380	703,169	61,145	764,314
Information technology	1,175,383	160,280	1,335,663	116,145	1,451,808
Depreciation and amortization	8,221,050	1,121,051	9,342,101	812,357	10,154,458
Miscellaneous	601,990	82,089	684,079	59,485	743,564
Total Expenses	\$117,611,180	\$16,037,881	\$133,649,061	\$10,701,909	\$144,350,970

See accompanying notes to financial statements.

Success Academy Charter Schools - NYC

Statement of Cash Flows

Year ended June 30, 2015

Cash Flows from Operating Activities:	
Change in net assets	\$ 90,152
Adjustments to reconcile change in net assets to net cash provided by operating activities:	
Depreciation and amortization	10,154,458
Loss on disposal of property and equipment	276,132
(Increase) decrease in:	
Restricted investments	451,017
Grants and contracts receivable	(4,404,412)
Prepaid expenses and other assets	(493,423)
Increase (decrease) in:	
Accounts payable and accrued expenses	1,424,011
Payroll and payroll taxes	(823,913)
Due to affiliate	3,603,628
Net Cash Provided By Operating Activities	10,277,650
Cash Flows From Investing Activities:	
Purchases of property and equipment	(19,021,028)
Proceeds from sale of investments	2,883,681
Net Cash Used In Investing Activities	(16,137,347)
Net Decrease in Cash and Cash Equivalents	(5,859,697)
Cash and Cash Equivalents, Beginning of Year	9,930,574
Cash and Cash Equivalents, End of Year	\$ 4,070,877
Cash Paid for Interest During the Year	\$ -

See accompanying notes to financial statements.

Success Academy Charter Schools - NYC

Notes to Financial Statements

1. Description of School

Success Academy Charter Schools - NYC ("SACS-NYC") is a New York State, not-for-profit educational corporation that was incorporated on March 11, 2008 to operate a charter school pursuant to Article 56 of the Education Law of the State of New York. SACS-NYC Schools are granted provisional charters valid for a term of five years and renewable upon expiration by the Board of Regents of the University of the State of New York. SACS-NYC is dedicated to providing a high quality education to primarily disadvantaged students to prevent the achievement gap from rising.

Success Academy Charter School - Harlem 1, Success Academy Charter School - Harlem 2, Success Academy Charter School - Harlem 3, Success Academy Charter School - Harlem 4, and Success Academy Charter School - Harlem 5 merged into a single legal entity under Success Academy Charter School - Harlem 3, which serves as the sole surviving education corporation. The plan of merger was approved by the Board of Trustees of the State University of New York and the New York State Education Department Board of Regents, and became effective for financial purposes on October 1, 2012. Success Academy Charter School - Harlem 3 changed its name to Success Academy Charter Schools - NYC, and each school is authorized by The Charter Schools Institute of the State University of New York.

Success Academy Charter School - Bronx 1, Success Academy Charter School - Bronx 2, Success Academy Charter School - Upper West Side, Success Academy Charter School - Bedford Stuyvesant 1, Success Academy Charter School - Bedford Stuyvesant 2, Success Academy Charter School - Cobble Hill, and Success Academy Charter School - Williamsburg merged into SACS-NYC, which serves as the sole surviving education corporation. The plan of merger, dated September 20, 2013, was approved by the Schools' Board of Trustees and is effective July 1, 2014. Pursuant to the effective date, all schools ceased to exist as legal entities and all schools operations are under SACS-NYC. The merger was approved by the New York State Board of Regents and the Charter Schools Institute of the State University of New York on February 26, 2014.

The financial statements of SACS-NYC include the following schools that all form a single legal entity:

Success Academy Charter School - Harlem 1 ("Harlem 1"), Success Academy Charter School - Harlem 2 ("Harlem 2"), Success Academy Charter School - Harlem 3 ("Harlem 3"), Success Academy Charter School - Harlem 4 ("Harlem 4"), Success Academy Charter School - Harlem 5 ("Harlem 5"), Success Academy Charter School - Harlem West ("Harlem West"), Success Academy Charter School - Harlem Central ("Harlem Central"), Success Academy Charter School - High School ("HS Liberal Arts"), Success Academy Charter School - Bronx 3 ("Bronx 3"), Success Academy Charter School - Crown Heights ("Crown Heights"), Success Academy Charter School - Fort Greene ("Fort Greene"), Success Academy Charter School - Harlem 3 100th Street ("Harlem 3K"), Success Academy Charter School - Hell's Kitchen ("Hell's Kitchen"), Success Academy Charter School - Harlem North Central ("Harlem North Central"), Success Academy Charter School - Prospect Heights ("Prospect Heights"), Success Academy Charter School - Union Square ("Union Square"), Success Academy Charter School - Bensonhurst ("Bensonhurst"), Success Academy Charter School - Bergen Beach ("Bergen Beach"), Success Academy Charter School - Bronx 2 ("BX2"), Success Academy Charter School - Harlem North West ("Harlem North West"), Success Academy Charter School - Rosedale ("Rosedale"), Success Academy Charter School - Springfield Gardens ("Springfield Gardens"), Success Academy Charter School - Bronx 4 ("Bronx 4"), Success Academy Charter School - Washington Heights ("Washington Heights"), Success Academy Charter School - Bedford Stuyvesant 1 (Bed Stuy 1), Success Academy Charter School - Bedford Stuyvesant 2 ("Bed Stuy 2"), Success Academy Charter School Middle School - Bronx 2 ("Bronx 2

Success Academy Charter Schools - NYC

Notes to Financial Statements

MS”), Success Academy Charter School - Bronx 2 (“Bronx 2”), Success Academy Charter School-Cobble Hill (“Cobble Hill”), Success Academy Charter School - Upper West Side (“Upper West”) and Success Academy Charter School - Williamsburg (“Williamsburg”).

SACS-NYC provided education to approximately 8,715 students in grades kindergarten through high school during the 2014-2015 academic year.

2. Summary of Significant Accounting Policies

(a) *Basis of Presentation*

The financial statements of SACS-NYC have been prepared on the accrual basis of accounting in conformity with accounting principles generally accepted in the United States of America.

(b) *Financial Statement Presentation*

The classification of a not-for-profit organization’s net assets and its support, revenue and expenses is based on the existence or absence of donor-imposed restrictions. It requires that the amounts for each of three classes of net assets, permanently restricted, temporarily restricted, and unrestricted, be displayed in a statement of financial position and that the amounts of change in each of those classes of net assets be displayed in a statement of activities.

As of June 30, 2015, SACS-NYC had no permanently restricted net assets.

These classes are defined as follows:

- (i) **Permanently Restricted** - Net assets resulting from contributions and other inflows of assets whose use by SACS-NYC is limited by donor-imposed stipulations that neither expire by passage of time nor can be fulfilled or otherwise removed by actions of SACS-NYC.
- (ii) **Temporarily Restricted** - Net assets resulting from contributions and other inflows of assets whose use by SACS-NYC is limited by donor-imposed stipulations that either expire by passage of time or can be fulfilled and removed by actions of SACS-NYC pursuant to those stipulations. When such stipulations end or are fulfilled, such temporarily restricted net assets are reclassified to unrestricted net assets and reported in the statement of activities.
- (iii) **Unrestricted** - The part of net assets that is neither permanently nor temporarily restricted by donor-imposed stipulations.

(c) *Cash and Cash Equivalents*

SACS-NYC considers highly liquid investments with original maturities of 90 days or less to be cash equivalents.

(d) *Restricted Investments*

Under the provisions of its charter, SACS-NYC established an escrow account to pay for legal and audit expenses that would be associated with a dissolution should it occur.

(e) *Receivables*

Receivables are recorded at their net realizable values, based upon an estimated allowance for doubtful accounts. Pledges receivable due after one year are discounted to net present value using the risk-adjusted interest rate in effect on the date of the gifts. All of SACS-NYC's grant, contract, and other receivables are expected to be collected within one year.

(f) *Provision for Doubtful Accounts*

SACS-NYC maintains an allowance for doubtful accounts for the receivables that are specifically

Success Academy Charter Schools - NYC

Notes to Financial Statements

identified by management as to their uncertainty in regards to collectability. At June 30, 2015, management estimated the allowance for doubtful accounts to be \$-0- for government and tuition receivable, and \$-0- for other receivables, respectively.

(g) Property and Equipment

Property and equipment are recorded at cost. Additions and improvements or betterments in excess of \$2,500 with an estimated useful life of three or more years are capitalized. Depreciation and amortization is computed using the straight-line method over the estimated useful lives of the assets. Property and equipment acquired with certain government contract funds are recorded as expenses pursuant to the terms of the contract. The estimated useful lives of the assets are as follows:

Equipment	3 years
Furniture and fixtures	3 years
Software	3 years
Renovations and improvements	5 years

(h) Fair Value Measurements

Accounting Standards Codification ("ASC") 820, "Fair Value Measurement", establishes a hierarchy for inputs used in measuring fair value that maximizes the use of observable inputs and minimizes the use of unobservable inputs by requiring that inputs that are most observable be used when available. Observable inputs are inputs that market participants operating within the same marketplace as SACS-NYC would use in pricing SACS-NYC's asset or liability based on independently derived and objectively determinable market data. Unobservable inputs are inputs that cannot be sourced from a broad active market in which assets or liabilities identical or similar to those of SACS-NYC are traded. SACS-NYC estimates the price of any assets for which there are only unobservable inputs by using assumptions that market participants that have investments in the same or similar assets would use as determined by the money managers administering each investment based on best information available in the circumstances. The input hierarchy is broken down into three levels based on the degree to which the exit price is independently observable or determinable as follows:

Level 1 - Valuation based on quoted market prices in active markets for identical assets or liabilities. Since valuations are based on quoted prices that are readily and regularly available in an active market, valuation of these products does not entail a significant degree of judgment. Examples include equity securities and publicly-traded mutual funds that are actively traded on a major exchange or over-the-counter market.

Level 2 - Valuation based on quoted market prices of investments that are not actively traded or for which certain significant inputs are not observable, either directly or indirectly, such as municipal bonds. The fair value of municipal bonds is estimated using recently executed transactions, bid/asked prices and pricing models that factor in, where applicable, interest rates, bond spreads and volatility.

Level 3 - Valuation based on inputs that are unobservable and reflect management's best estimate of what market participants would use as fair value. Examples include limited partnerships and private equity investments.

All of SACS-NYC's investment assets at June 30, 2015 are in certificates of deposit and are classified as Level 1.

Success Academy Charter Schools - NYC

Notes to Financial Statements

Investments are stated at their fair values in the statement of financial position. Net realized gains and losses and net change in unrealized gains and losses for the period are shown in the statement of activities. SACS-NYC's investment portfolio is comprised of investments in certificates of deposit. At June 30, 2015, cost approximates fair value.

(i) Revenue Recognition

SACS-NYC recognizes gifts of cash and other assets as restricted support if they are received with donor stipulations that limit the use of the donated assets. When a donor restriction expires, that is, when a stipulated time restriction ends or purpose restriction is accomplished, temporarily restricted net assets are reclassified to unrestricted net assets and reported in the statement of activities as net assets released from restrictions. SACS-NYC reports amounts received with donor stipulations that limit the use of the assets for certain purposes as unrestricted net assets if the stipulated purpose restriction is accomplished in the same year. Contributions of assets other than cash are recorded at their estimated fair value.

Revenue from state and local governments resulting from SACS-NYC's charter status is based on the number of students enrolled, and is recorded when services are performed in accordance with the charter agreement.

(j) Asset Impairment

SACS-NYC evaluates long-term assets for impairment whenever events or changes in circumstances indicate that the carrying value of an asset may not be recoverable. Long-lived assets would be deemed to be impaired if the carrying value of the assets is in excess of its fair value. During the year ended June 30, 2015, SACS-NYC wrote off \$2,292,145 of assets related to website and software.

Revenue from Federal, state and local government grants and contracts is recognized by SACS-NYC when qualifying expenditures are incurred and billable to the government or when required services have been provided.

SACS-NYC recognizes as income donated services that require specialized skills, are provided by individuals possessing those skills and would typically need to be purchased if they had not been contributed.

A number of volunteers have made a donated of their time to SACS-NYC to develop its academic programs and to serve on SACS-NYC's Board of Trustees. The value of this contributed time is not reflected in these financial statements since it does not meet the criteria for recognition.

(k) Functional Allocation of Expenses

The costs of providing programs and other activities have been summarized on a functional basis in the accompanying statement of activities. Accordingly, certain costs have been allocated among the respective programs and activities using methodologies developed by management.

(l) Income Taxes

SACS-NYC is exempt from Federal, state and local income taxes under Section 501(c)(3) of the Internal Revenue Code (the "IRC") and, therefore, has made no provision for income taxes in the accompanying financial statements. In addition, SACS-NYC has been determined by the Internal Revenue Service not to be a "private foundation" within the meaning of Section 509(a) of the IRC. There was no unrelated business income for the year ended June 30, 2015.

Success Academy Charter Schools - NYC

Notes to Financial Statements

Under ASC 740, "Income Taxes", an organization must recognize the tax benefit associated with tax positions taken for tax return purposes when it is more likely than not that the position will not be sustained upon examination by a taxing authority. SACS-NYC does not believe it has taken any material uncertain tax positions and, accordingly, it has not recorded any liability for unrecognized tax benefits. SACS-NYC has filed for and received income tax exemptions in the jurisdictions where it is required to do so. Additionally, SACS-NYC has filed Internal Revenue Service ("IRS") Form 990 information returns, as required, and all other applicable returns in jurisdictions where so required. For the year ended June 30, 2015, there was no interest or penalties recorded or included in the statement of activities. SACS-NYC is subject to routine audits by a taxing authority. As of June 30, 2015, SACS-NYC was not subject to any examination by a taxing authority. Management believes it is no longer subject to income tax examination for the years prior to June 30, 2012.

(m) Use of Estimates

In preparing financial statements in conformity with generally accepted accounting principles, management is required to make estimates and assumptions that affect the reported amounts of assets and liabilities and the disclosures of contingent assets and liabilities at the date of the financial statements and revenues and expenses during the reported period. Actual results could differ from those estimates.

(n) Concentration of Credit Risk

SACS-NYC maintains cash and cash equivalent balances in bank deposit accounts, which may exceed Federally insured limits. SACS-NYC has not experienced any losses in such accounts and does not believe it is exposed to any significant credit risk on its cash and cash equivalent accounts.

3. Property and Equipment, Net

SACS-NYC's property and equipment consist of the following:

June 30, 2015

Renovations and improvements	\$ 16,019,242
Equipment	7,536,714
Software	14,179,250
Furniture and fixtures	6,595,646
	44,330,852
Less: Accumulated depreciation and amortization	(21,045,803)
Assets not placed in operations *	1,533,565
	<u>\$ 24,818,614</u>

* Assets not placed in operation relate to the school which will begin its operations in September 2016.

For the year ended June 30, 2015, depreciation and amortization expense was \$10,154,458.

Success Academy Charter Schools - NYC

Notes to Financial Statements

4. Investments at Fair Value

The following table shows, by level within the fair value hierarchy, SACS-NYC's financial assets that are accounted for at fair value on a recurring basis as of June 30, 2015. The financial assets are classified in their entirety based on the lowest level of input that is significant to the fair value measurement. SACS-NYC's assessment of the significance of a particular input to the fair value measurement requires judgment and may affect the asset's placement within the fair value hierarchy levels.

June 30, 2015

	Fair Value Measurement at Reporting Date Using			Total
	Quoted Prices in Active Markets for Identical Assets (Level 1)	Significant Other Observable Inputs (Level 2)	Significant Other Unobservable Inputs (Level 3)	
Certificates of deposit	\$350,002	\$-	\$-	\$350,002

SACS-NYC has investments in certificates of deposit with original maturities of greater than 3 months from the date of purchase, which SACS-NYC considers to be short-term investments. The certificates of deposit represent interest-bearing cash accounts and are categorized as Level 1 of the fair value hierarchy.

5. Affiliate Transactions

(a) Due to Affiliate

Success Academy Charter Schools, Inc. (the "Network"), a not-for-profit organization dedicated to helping start and manage charter schools, provides management, fundraising, and other administrative support services to SACS-NYC. Pursuant to the terms of the Academic and Business Service Agreement with an effective date of April 21, 2012, SACS-NYC pays the Network an annual fee of equal to the total general full-time equivalent enrollment of students in SACS-NYC multiplied by "the per pupil fee". The per pupil fee shall be equal to 15% of the final and adjusted expense per pupil for Charter Schools in the New York City School district as calculated by the New York State Education Department annually. For operational efficiency and purchasing power, SACS-NYC also shares common expenses with the Network.

For the year ended June 30, 2015, SACS-NYC incurred \$18,323,033 in management fees. The balance due to Network at June 30, 2015 was \$7,805,703. This balance represents expenses paid by the Network on behalf of SACS-NYC, as well as management fees.

(b) Loans Payable

At various dates from July 2012 through June 2015, SACS-NYC entered into borrowing arrangements with the Network totaling \$8,500,000 with annual interest equal to the prevailing interest rate available to the Network as of the date of each advance. The loans and any accrued unpaid interest are due in full within three years of these borrowing arrangements. The loans may be prepaid by SACS-NYC at any time, in whole or in part, without penalty. The proceeds were used to finance SACS-NYC's operations. The outstanding principal balance of the loans at June 30, 2015 was \$8,500,000.

Success Academy Charter Schools - NYC

Notes to Financial Statements

At June 30, 2015, maturities of loans payable are as follows:

Year ending June 30,

2016	\$	-
2017		250,000
2018		2,100,000
2019		2,000,000
2020		2,150,000
Thereafter		2,000,000
		<hr/>
		\$8,500,000

During the year ended June 30, 2015, SACS-NYC recorded interest expense on these loans in the amount of \$85,000.

(c) Loan Guarantee

On October 7, 2014, SACS-NYC signed a loan guarantee for the Network's non-revolving line of credit in the amount of \$7,000,000 with JPMorgan Chase Bank, N.A. (the "Bank"). The balance due to the Bank owed by the Network at June 30, 2015 was \$-0-.

6. Revenue Concentrations

SACS-NYC receives substantially all of its support and revenue from the New York City Department of Education. If the charters of the schools were modified, reducing or eliminating these revenues, SACS-NYC's finances could be materially adversely affected.

7. Shared Space of Facilities

SACS-NYC shares space with various New York City public schools throughout New York City. SACS-NYC is not responsible for rent, utilities, custodial services, maintenance and school safety services. The value of space and related utilities and services cannot be established, therefore, is not recorded in the financial statements.

SACS-NYC is responsible for any related costs for services provided beyond the regular opening hours.

8. Donated Services

During the year ended June 30, 2015, SACS-NYC received legal services at no charge with a fair market value of \$548,477 for the year ended June 30, 2015.

9. Contingency

Certain grants and contracts may be subject to audit by the funding sources. Such audits might result in disallowances of costs submitted for reimbursements. Management is of the opinion that such cost disallowances, if any, will not have a material effect on the accompanying financial statements. Accordingly, no amounts have been provided in the accompanying financial statements for such potential claims.

Success Academy Charter Schools - NYC

Notes to Financial Statements

10. Employee Benefit Plan

SACS-NYC maintains a deferred compensation plan qualified under Section 403(b) of the IRC. SACS-NYC matches up to 3% of eligible employee's annual compensation not to exceed the employee's annual salary deferral amount. SACS-NYC made contributions totaling \$1,438,557 for the year ended June 30, 2015.

11. Temporarily Restricted Net Assets

Temporarily restricted net assets at June 30, 2015 consist of \$220,000 to fund Technology Literacy Program of Success Academy High School Liberal Arts. The net assets released from restriction in the amount of \$2,440,000 for the year ended June 30, 2015 consisted of \$440,000 for the Technology Literacy and \$2,000,000 for the Liberal Arts program expenses of Success Academy High School Liberal Arts.

12. Subsequent Events

SACS-NYC's management has performed subsequent event procedures through October 29, 2015, which is the date the financial statements were available to be issued and there were no other subsequent events requiring adjustment to the financial statements or disclosures as stated herein.

SACS-NYC is in the process of opening two new schools in September 2016, Success Academy Bedford Stuyvesant MS and Success Academy Midtown West. In addition, Success Academy Charter School - Harlem 2 and Success Academy Charter School - Bronx 3 will be divided into elementary and middle schools, bringing a total number of schools operating under SACS-NYC to 37 schools.

Supplementary Information

Success Academy Charter Schools - NYC

Combining Statement of Activities

Year ended June 30, 2015

	Harlem 1	Harlem 2	Harlem 3	Harlem 3K	Harlem 4	Harlem 5	Bronx 1	Bronx 2	Bronx 3	Bronx 4	Upper West	Hell's Kitchen	Washington Heights	Union Square	Bed Stuy 1	Bed Stuy 2	Cobble Hill	Williams-burgh
	Unrestricted																	
Revenue and Support:																		
State and local per pupil operating revenue	\$8,851,027	\$7,843,519	\$9,149,612	\$2,319,795	\$6,211,734	\$5,578,833	\$7,805,872	\$7,353,156	\$3,446,821	\$2,950,829	\$6,906,944	\$3,104,388	\$2,533,303	\$3,271,006	\$6,019,924	\$4,621,402	\$4,726,480	\$5,329,122
Government grants	262,470	278,555	220,125	74,822	183,555	178,115	378,748	430,123	393,626	603,516	114,420	303,862	96,199	268,463	226,990	414,427	353,699	429,349
Contributions and private grants	-	-	-	-	-	-	-	-	-	-	-	-	-	-	500	-	-	-
Donated services (Note 8)	17,692	17,692	17,692	17,692	17,692	17,692	17,693	17,693	17,693	17,693	17,693	17,693	17,693	17,693	17,693	17,693	17,693	17,693
Interest and other income	185	185	1,137	185	185	185	1,282	298	185	185	291	185	185	185	291	254	254	254
Net assets released from restriction	-	-	-	-	-	-	-	-	-	-	-	-	-	-	-	-	-	-
Total Revenue and Support	9,131,374	8,139,951	9,388,566	2,412,494	6,413,166	5,774,825	8,203,595	7,801,270	3,858,325	3,572,223	7,039,348	3,426,128	2,647,380	3,557,347	6,265,398	5,053,776	5,098,126	5,776,418
Expenses:																		
Program services:																		
General education	6,835,185	6,400,271	7,985,667	2,140,994	5,065,023	4,229,674	6,366,442	5,372,973	2,843,531	2,643,164	5,166,117	2,917,402	2,363,540	3,114,236	5,190,820	4,324,102	4,527,579	4,600,885
Special education	932,069	872,764	1,088,955	291,953	690,685	576,773	868,151	732,678	387,754	360,431	704,470	397,827	322,301	424,668	707,838	589,650	617,397	627,393
Total Program Services	7,767,254	7,273,035	9,074,622	2,432,947	5,755,708	4,806,447	7,234,593	6,105,651	3,231,285	3,003,595	5,870,587	3,315,229	2,685,841	3,538,904	5,898,658	4,913,752	5,144,976	5,228,278
Supporting services:																		
General and administrative	608,590	573,626	718,882	197,107	463,787	384,911	575,854	496,882	266,261	232,529	469,002	270,645	208,740	283,817	480,766	406,435	422,773	436,363
Total Expenses	8,375,844	7,846,661	9,793,504	2,630,054	6,219,495	5,191,358	7,810,447	6,602,533	3,497,546	3,236,124	6,339,589	3,585,874	2,894,581	3,822,721	6,379,424	5,320,187	5,567,749	5,664,641
Change in Net Assets	755,530	293,290	(404,938)	(217,560)	193,671	583,467	393,148	1,198,737	360,779	336,099	699,759	(159,746)	(247,201)	(265,374)	(114,026)	(266,411)	(469,623)	111,777
Net Assets, Beginning of Year	7,557,306	6,430,413	4,494,321	(351,611)	3,015,157	2,497,311	2,598,351	3,161,269	(22,167)	(421)	(124,305)	(605,830)	(85,609)	(717,690)	(304,256)	(228,494)	(226,679)	(16,025)
Net Assets, End of Year	\$8,312,836	\$6,723,703	\$4,089,383	\$ (569,171)	\$3,208,828	\$3,080,778	\$2,991,499	\$4,360,006	\$ 338,612	\$ 335,678	\$ 575,454	\$ (765,576)	\$ (332,810)	\$ (983,064)	\$ (418,282)	\$ (494,905)	\$ (696,302)	\$ 95,752

Success Academy Charter Schools - NYC

Combining Statement of Activities

Year ended June 30, 2015

	Crown Heights	Fort Greene	Prospect Heights	Bensonhurst	Bergen Beach	Rosedale	Springfield Gardens	Harlem Central	Harlem North Central	Harlem West	Harlem North West	Bronx 2 MS	HS Liberal Arts		Success Academy Charter Schools -NYC			
													Unrestricted	Temporarily Restricted	Total	Unrestricted	Temporarily Restricted	Total
Revenue and Support:																		
State and local per pupil operating revenue	\$3,278,419	\$2,894,975	\$3,652,295	\$2,568,041	\$2,463,226	\$2,507,446	\$2,563,701	\$ 2,936,530	\$ 2,370,539	\$ 4,809,739	\$2,835,798	\$1,057,442	\$ 977,186	\$ -	\$ 977,186	\$132,939,104	\$ -	\$132,939,104
Government grants	376,274	317,167	336,661	393,232	319,724	92,398	498,015	111,298	99,222	163,742	528,222	449,526	48,980	-	48,980	8,945,525	-	8,945,525
Contributions and private grants	-	-	-	-	-	-	-	-	-	-	-	-	-	2,000,000	2,000,000	500	2,000,000	2,000,500
Donated services (Note 8)	17,693	17,693	17,693	17,693	17,693	17,693	17,693	17,693	17,693	17,693	17,693	17,693	17,693	-	17,693	548,477	-	548,477
Interest and other income	185	185	185	185	185	185	185	(615)	185	185	185	185	185	-	185	7,516	-	7,516
Net assets released from restriction	-	-	-	-	-	-	-	-	-	-	-	-	2,440,000	(2,440,000)	-	2,440,000	(2,440,000)	-
Total Revenue and Support	3,672,571	3,230,020	4,006,834	2,979,151	2,800,828	2,617,722	3,079,594	3,064,906	2,487,639	4,991,359	3,381,898	1,524,846	3,484,044	(440,000)	3,044,044	144,881,122	(440,000)	144,441,122
Expenses:																		
Program services:																		
General education	2,744,700	2,862,676	3,032,027	2,359,996	2,367,233	2,382,448	2,341,576	3,416,981	2,658,158	4,278,338	3,074,875	1,578,682	2,425,885	-	2,425,885	117,611,180	-	117,611,180
Special education	374,277	390,365	413,458	321,818	322,804	324,880	319,305	465,952	362,477	583,409	419,301	215,275	330,803	-	330,803	16,037,881	-	16,037,881
Total Program Services	3,118,977	3,253,041	3,445,485	2,681,814	2,690,037	2,707,328	2,660,881	3,882,933	3,020,635	4,861,747	3,494,176	1,793,957	2,756,688	-	2,756,688	133,649,061	-	133,649,061
Supporting services:																		
General and administrative	259,851	262,650	280,828	201,690	205,255	210,880	207,036	315,987	250,517	384,925	267,910	145,940	211,470	-	211,470	10,701,909	-	10,701,909
Total Expenses	3,378,828	3,515,691	3,726,313	2,883,504	2,895,292	2,918,208	2,867,917	4,198,920	3,271,152	5,246,672	3,762,086	1,939,897	2,968,158	-	2,968,158	144,350,970	-	144,350,970
Change in Unrestricted Net Assets	293,743	(285,671)	280,521	95,647	(94,464)	(300,486)	211,677	(1,134,014)	(783,513)	(255,313)	(380,188)	(415,051)	515,886	(440,000)	75,886	530,152	(440,000)	90,152
Net Assets, Beginning of Year	(458,142)	(557,085)	(7,113)	(389)	(405)	(123,093)	(395)	(1,338,661)	(843,865)	(1,198,332)	(473)	101,881	(379,463)	660,000	280,537	22,265,506	660,000	22,925,506
Net Assets, End of Year	\$ (164,399)	\$ (842,756)	\$ 273,408	\$ 95,258	\$ (94,869)	\$ (423,579)	\$ 211,282	\$ (2,472,675)	\$ (1,627,378)	\$ (1,453,645)	\$ (380,661)	\$ (313,170)	\$ 136,423	\$ 220,000	\$ 356,423	\$ 22,795,658	\$ 220,000	\$ 23,015,658



Independent Auditor's Report on Internal Control Over Financial Reporting and on Compliance and Other Matters Based on an Audit of Financial Statements Performed in Accordance With *Government Auditing Standards*

To the Board of Trustees
Success Academy Charter Schools - NYC
New York, New York

We have audited, in accordance with the auditing standards generally accepted in the United States of America and the standards applicable to financial audits contained in *Government Auditing Standards* issued by the Comptroller General of the United States, the financial statements of Success Academy Charter School- NYC ("SACS-NYC"), which comprise the statement of financial position as of June 30, 2015, and the related statements of activities, functional expenses and cash flows for the year then ended, and the related notes to the financial statements, and have issued our report thereon dated October 29, 2015.

Internal Control Over Financial Reporting

In planning and performing our audit of the financial statements, we considered SACS-NYC's internal control over financial reporting (internal control) to determine the audit procedures that are appropriate in the circumstances for the purpose of expressing our opinion on the financial statements, but not for the purpose of expressing an opinion on the effectiveness of SACS-NYC's internal control. Accordingly, we do not express an opinion on the effectiveness of SACS-NYC's internal control.

A *deficiency in internal control* exists when the design or operation of a control does not allow management or employees, in the normal course of performing their assigned functions, to prevent, or detect and correct, misstatements on a timely basis. A *material weakness* is a deficiency, or combination of deficiencies, in internal control, such that there is a reasonable possibility that a material misstatement of the entity's financial statements will not be prevented, or detected and corrected on a timely basis. A *significant deficiency* is a deficiency, or a combination of deficiencies, in internal control that is less severe than a material weakness, yet important enough to merit attention by those charged with governance.

Our consideration of internal control was for the limited purpose described in the first paragraph of this section and was not designed to identify all deficiencies in internal control that might be material weaknesses or significant deficiencies. Given these limitations, during our audit, we did not identify any deficiencies in internal control that we consider to be material weaknesses. However, material weaknesses may exist that have not been identified.



Compliance and Other Matters

As part of obtaining reasonable assurance about whether SACS-NYC's financial statements are free of material misstatement, we performed tests of its compliance with certain provisions of laws, regulations, contracts, and grant agreements, noncompliance with which could have a direct and material effect on the determination of financial statement amounts. However, providing an opinion on compliance with those provisions was not an objective of our audit, and accordingly, we do not express such an opinion. The results of our tests disclosed no instances of noncompliance or other matters that are required to be reported under *Government Auditing Standards*.

Purpose of This Report

The purpose of this report is solely to describe the scope of our testing of internal control and compliance and the results of that testing, and not to provide an opinion on the effectiveness of SACS-NYC's internal control or on compliance. This report is an integral part of an audit performed in accordance with *Government Auditing Standards* in considering SACS-NYC's internal control and compliance. Accordingly, this communication is not suitable for any other purpose.

BDO USA, LLP

October 29, 2015



Audited Financial Statement Checklist

Last updated: 10/31/2015

Page 1

Charter School Name:

1. Please check each item that is included in the 2014-15 Audited Financial Statement submitted for your charter school.

	Yes/No
Audited Financial Statements (including report on compliance and report on internal control over financial reporting)	Yes
Single Audit (if applicable)	Yes
CSP Agreed Upon Procedures (if applicable)	Not Applicable
Management Letter	Not Applicable
Report on Extracurricular Student Activity Accounts (if applicable)	Not Applicable
Corrective Action Plans for any Findings	Yes

2. Please indicated if there is a finding(s) noted in any of the following sections of your charter school's 2014-15 Audited Financial Statement.

	Yes/No
Report on Compliance	No
Report on Internal Control over Financial Reporting	No
Single Audit	Yes
CSP Agreed Upon Procedures Report	No
Management Letter	No

Thank you.



Appendix E: Disclosure of Financial Interest Form

Last updated: 10/31/2015

Page 1

All trustees who served on an education corporation governing one or more charter schools during the 2014-2015 school year must complete the form in Appendix E (Disclosure of Financial Interest Form). [The Disclosure of Financial Interest Forms are due on November 1, 2015. A link to a safe and secure form that each Trustee must complete by the November 1, 2015 deadline will be provide here by September 1, 2015 or sooner.](#)

ALL charter schools or merged education corporations must complete the Board of Trustees Membership Table within the online portal in Appendix F (Board of Trustees Membership Table). The Board of Trustees Membership Table must be submitted by August 1, 2015.

Regents-authorized charter schools must upload a complete set of board of trustee Meeting Minutes from July 2014-June 2015 into Appendix G (Board Minutes). Board of Trustee Meeting Minutes must be submitted by August 1, 2015.

Yes, each member of the school's Board of Trustees will receive a link to the Disclosure of Financial Interest Form.

Yes

Thank you.



Appendix F: BOT Membership Table

Last updated: 07/31/2015

Page 1

1. Current Board Member Information

	Trustee Name	Email Address	Committee Affiliation(s)	Voting Member? (Y/N)	Area of Expertise, and/or Additional Role and School (parent, staff member, etc.)	Number of Terms Served and Length of Each (Include election date and term expiration)
1	Rich Barrera			Yes		
2	Bryan Binder		Vice Chair/Vice President	Yes		
3	Derrell Bradford			Yes		
4	Sam Chainani			Yes		
5	Sam Cole		Chair/Board President	Yes		
6	Scott Friedman		Treasurer	Yes		
7	Suleman Lunat			Yes		
8	David Nanus			Yes		
9	Graham Officer			Yes		
10	Khadijah Pickel		Parent Representative	No		
11	Jarrett Posner			Yes		
12	Lance Rosen			Yes		
13	Greg Sawers		Treasurer	Yes		
14	Cate Shinker			Yes		
15						
16						
17						
18						
19						
20						

2. Total Number of Members Joining Board during the 2014-15 school year

(No response)

3. Total Number of Members Departing the Board during the 2014-15 school year

(No response)

4. According to the School's by-laws, what is the maximum number of trustees that may comprise the governing board?

25

5. How many times did the Board meet during the 2014-15 school year?

Bi-monthly

6. How many times will the Board meet during the 2015-16 school year?

Bi-monthly

Thank you.

Appendix H: Enrollment and Retention Efforts

Success Academy Charter Schools undertake numerous strategies for recruiting and retaining students eligible for the Free and Reduced Price Lunch program (“FRPL”), English Language Learners (“ELL”), and students with special education needs. For the 2014-15 school year, strategies included extensive outreach, including but not limited to:

- Mailings and distributions to residents of the CSD of a school’s location (“in-district residents”), including residents in low-income in-district communities;
- Written applications in five languages (English, Spanish, Chinese, French, and Russian);
- Bilingual flyers dropped in public housing complexes, supermarkets, preschools, and community centers;
- Advertisements and marketing materials (including bilingual advertisements and materials) posted in local newspapers, supermarkets, preschools, community centers, and public housing apartment complexes;
- Tours of existing Success Academy schools; and/or
- Information sessions hosted at public and private venues frequented by families of young children, including daycare and nursery schools.

Success Academy Charter Schools will continue these extensive outreach efforts for the 2015-16 school year, with a focus on reaching typically underserved families within the community, including those targeted by the enrollment and retention targets. Success Academy Charter Schools also work to ensure student retention through strong programs that serve special education, ELL, and FRPL students at a very high level. Further information about our programs and outreach efforts is available in our charter.



Appendix I: Teacher and Administrator Attrition

Last updated: 08/01/2015

Report changes in teacher and administrator staffing.

Page 1

Charter School Name:

Instructions for completing the Teacher and Administrator Attrition Tables

ALL charter schools should provide, for teachers and administrators only, the full time equivalent (FTE) of staff on June 30, 2014, the FTE for added staff from July 1, 2014 through June 30, 2015, and the FTE for any departed staff from July 1, 2014 through June 30, 2015 using the two tables provided.

2013-14 Teacher Attrition Table

	FTE Teachers on June 30, 2014	FTE Teachers Additions 7/1/14 – 6/30/15	FTE Teacher Departures 7/1/14 – 6/30/15
	19	7	5

2013-14 Administrator Position Attrition Table

	FTE Administrator Positions On 6/30/2014	FTE Administrator Additions 7/1/14 – 6/30/15	FTE Administrator Departures 7/1/14 – 6/30/15
	1	0	1

Thank you

Required Form: 2014-15 Appendix E - Trustee Disclosure of Financial Interest Form

Created Friday, October 30, 2015

<https://nysed.fluidsurveys.com/account/surveys/537586/responses/export//s/Regents-Appendix-E-BOT-Form/524ad4094a82b75d6>

Page 1

Please open the link to this form using **Google Chrome** as your browser. Doing so will allow you to input your signature on page 2 of the form. Thank you.

1. TRUSTEE NAME

	First Name	Last Name
Trustee Name	Lance	Rosen

2. *Your Home Address:

2. *Your Home Address: Street Address	
2. *Your Home Address: City/State	
2. *Your Home Address: Zip	

3. *Your Business Address

3. *Your Business Address Street Address	
3. *Your Business Address City/State	
3. *Your Business Address Zip	

4. *Daytime Phone Number:

--

5. *E-mail Address:

--

6. I am a Trustee of a parent education corporation listed below which governs one or more charter schools.

Success Academy Charter Schools NYC (Ed Corp)

Success Academy Charter School - Bed Stuy 1

Success Academy Charter School - Bed Stuy 2

Success Academy Charter School - Bensonhurst

Success Academy Charter School - Bergen Beach

Success Academy Charter School - Bronx 1
Success Academy Charter School - Bronx 2
Success Academy Charter School - Bronx 3
Success Academy Charter School - Bronx 4
Success Academy Charter School - Cobble Hill
Success Academy Charter School - Crown Heights
Success Academy Charter School - Fort Greene
Success Academy Charter School - Harlem 1
Success Academy Charter School - Harlem 2
Success Academy Charter School - Harlem 3
Success Academy Charter School - Harlem 4
Success Academy Charter School - Harlem 5
Success Academy Charter School - Hell's Kitchen
Success Academy Charter School - NYC 1
Success Academy Charter School - NYC 10
Success Academy Charter School - NYC 11
Success Academy Charter School - NYC 12
Success Academy Charter School - NYC 13
Success Academy Charter School - NYC 14
Success Academy Charter School - NYC 2
Success Academy Charter School - NYC 3
Success Academy Charter School - NYC 4
Success Academy Charter School - NYC 5
Success Academy Charter School - NYC 6
Success Academy Charter School - NYC 7
Success Academy Charter School - NYC 8
Success Academy Charter School - NYC 9
Success Academy Charter School - Prospect Heights
Success Academy Charter School - Rosedale
Success Academy Charter School - Springfield Gardens
Success Academy Charter School - Union Square

Success Academy Charter School - Upper West

Success Academy Charter School - Washington Heights

Success Academy Charter School - Williamsburg

8. Select all positions you have held on the Board:

(check all that apply)

(No response)

9. Are you a trustee and also an employee of the school?

No

10. Are you a trustee and an employee or agent of the management company or institutional partner of the charter school?

No

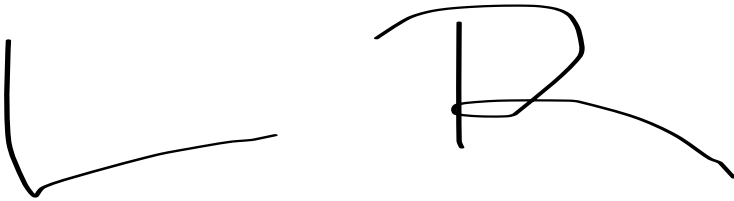
11. Have you or any of your immediate family members or any persons who live with you in your house had an interest in or engaged in a transaction with the charter school during the time you have served on the board, and in the six-month period prior to such service?

No

12. Are you a member, director, officer or employee of an organization formally partnered with a school that is doing business with the charter school and in which such entity, during your tenure as a trustee, you and/or your immediate family member or person living in your house had a financial interest or relationship?

No

Signature of Trustee

A handwritten signature in black ink, consisting of a stylized 'L' followed by a 'P' and a long horizontal stroke.

Thank you.

Required Form: 2014-15 Appendix E - Trustee Disclosure of Financial Interest Form

Created Friday, October 30, 2015

<https://nysed.fluidsurveys.com/account/surveys/537586/responses/export//s/Regents-Appendix-E-BOT-Form/0ade45bcf9c49bbf45>

Page 1

Please open the link to this form using **Google Chrome** as your browser. Doing so will allow you to input your signature on page 2 of the form. Thank you.

1. TRUSTEE NAME

	First Name	Last Name
Trustee Name	Richard	Barrera

2. *Your Home Address:

2. *Your Home Address: Street Address	
2. *Your Home Address: City/State	
2. *Your Home Address: Zip	

3. *Your Business Address

3. *Your Business Address Street Address	
3. *Your Business Address City/State	
3. *Your Business Address Zip	

4. *Daytime Phone Number:

5. *E-mail Address:

6. I am a Trustee of a parent education corporation listed below which governs one or more charter schools.

Success Academy Charter Schools NYC (Ed Corp)

Success Academy Charter School - Bed Stuy 1

Success Academy Charter School - Bed Stuy 2

Success Academy Charter School - Bensonhurst

Success Academy Charter School - Bergen Beach

Success Academy Charter School - Bronx 1
Success Academy Charter School - Bronx 2
Success Academy Charter School - Bronx 3
Success Academy Charter School - Bronx 4
Success Academy Charter School - Cobble Hill
Success Academy Charter School - Crown Heights
Success Academy Charter School - Fort Greene
Success Academy Charter School - Harlem 1
Success Academy Charter School - Harlem 2
Success Academy Charter School - Harlem 3
Success Academy Charter School - Harlem 4
Success Academy Charter School - Harlem 5
Success Academy Charter School - Hell's Kitchen
Success Academy Charter School - NYC 1
Success Academy Charter School - NYC 10
Success Academy Charter School - NYC 11
Success Academy Charter School - NYC 12
Success Academy Charter School - NYC 13
Success Academy Charter School - NYC 14
Success Academy Charter School - NYC 2
Success Academy Charter School - NYC 3
Success Academy Charter School - NYC 4
Success Academy Charter School - NYC 5
Success Academy Charter School - NYC 6
Success Academy Charter School - NYC 7
Success Academy Charter School - NYC 8
Success Academy Charter School - NYC 9
Success Academy Charter School - Prospect Heights
Success Academy Charter School - Rosedale
Success Academy Charter School - Springfield Gardens
Success Academy Charter School - Union Square

Success Academy Charter School - Upper West

Success Academy Charter School - Washington Heights

Success Academy Charter School - Williamsburg

8. Select all positions you have held on the Board:

(check all that apply)

-
- Other, please specify...: Academic Committee
-

9. Are you a trustee and also an employee of the school?

No

10. Are you a trustee and an employee or agent of the management company or institutional partner of the charter school?

No

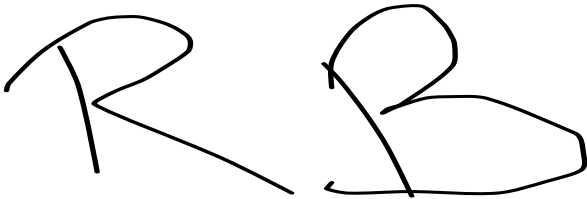
11. Have you or any of your immediate family members or any persons who live with you in your house had an interest in or engaged in a transaction with the charter school during the time you have served on the board, and in the six-month period prior to such service?

No

12. Are you a member, director, officer or employee of an organization formally partnered with a school that is doing business with the charter school and in which such entity, during your tenure as a trustee, you and/or your immediate family member or person living in your house had a financial interest or relationship?

No

Signature of Trustee

A handwritten signature consisting of the letters 'R' and 'B' in a stylized, cursive-like font. The 'R' is formed with a single continuous stroke, and the 'B' is also formed with a single continuous stroke, with the two letters connected.

Thank you.

Required Form: 2014-15 Appendix E - Trustee Disclosure of Financial Interest Form

Created Friday, October 30, 2015

<https://nysed.fluidsurveys.com/account/surveys/537586/responses/export//s/Regents-Appendix-E-BOT-Form/c04b681c4c04884d1>

Page 1

Please open the link to this form using **Google Chrome** as your browser. Doing so will allow you to input your signature on page 2 of the form. Thank you.

1. TRUSTEE NAME

	First Name	Last Name
Trustee Name	Bryan	Binder

2. *Your Home Address:

2. *Your Home Address: Street Address	
2. *Your Home Address: City/State	
2. *Your Home Address: Zip	

3. *Your Business Address

3. *Your Business Address Street Address	
3. *Your Business Address City/State	
3. *Your Business Address Zip	

4. *Daytime Phone Number:

--

5. *E-mail Address:

--

6. I am a Trustee of a parent education corporation listed below which governs one or more charter schools.

Success Academy Charter Schools NYC (Ed Corp)

Success Academy Charter School - Bed Stuy 1

Success Academy Charter School - Bed Stuy 2

Success Academy Charter School - Bensonhurst

Success Academy Charter School - Bergen Beach

Success Academy Charter School - Bronx 1
Success Academy Charter School - Bronx 2
Success Academy Charter School - Bronx 3
Success Academy Charter School - Bronx 4
Success Academy Charter School - Cobble Hill
Success Academy Charter School - Crown Heights
Success Academy Charter School - Fort Greene
Success Academy Charter School - Harlem 1
Success Academy Charter School - Harlem 2
Success Academy Charter School - Harlem 3
Success Academy Charter School - Harlem 4
Success Academy Charter School - Harlem 5
Success Academy Charter School - Hell's Kitchen
Success Academy Charter School - NYC 1
Success Academy Charter School - NYC 10
Success Academy Charter School - NYC 11
Success Academy Charter School - NYC 12
Success Academy Charter School - NYC 13
Success Academy Charter School - NYC 14
Success Academy Charter School - NYC 2
Success Academy Charter School - NYC 3
Success Academy Charter School - NYC 4
Success Academy Charter School - NYC 5
Success Academy Charter School - NYC 6
Success Academy Charter School - NYC 7
Success Academy Charter School - NYC 8
Success Academy Charter School - NYC 9
Success Academy Charter School - Prospect Heights
Success Academy Charter School - Rosedale
Success Academy Charter School - Springfield Gardens
Success Academy Charter School - Union Square

Success Academy Charter School - Upper West

Success Academy Charter School - Washington Heights

Success Academy Charter School - Williamsburg

8. Select all positions you have held on the Board:

(check all that apply)

-
- Vice Chair/Vice President
-

9. Are you a trustee and also an employee of the school?

No

10. Are you a trustee and an employee or agent of the management company or institutional partner of the charter school?

No

11. Have you or any of your immediate family members or any persons who live with you in your house had an interest in or engaged in a transaction with the charter school during the time you have served on the board, and in the six-month period prior to such service?

No

12. Are you a member, director, officer or employee of an organization formally partnered with a school that is doing business with the charter school and in which such entity, during your tenure as a trustee, you and/or your immediate family member or person living in your house had a financial interest or relationship?

No

Signature of Trustee

A handwritten signature consisting of two stylized, overlapping capital letters 'B' and 'B'.

Thank you.

Required Form: 2014-15 Appendix E - Trustee Disclosure of Financial Interest Form

Created Friday, October 30, 2015

<https://nysed.fluidsurveys.com/account/surveys/537586/responses/export//s/Regents-Appendix-E-BOT-Form/718e7cb93911d0817>

Page 1

Please open the link to this form using **Google Chrome** as your browser. Doing so will allow you to input your signature on page 2 of the form. Thank you.

1. TRUSTEE NAME

	First Name	Last Name
Trustee Name	Derrell	Bradford

2. *Your Home Address:

2. *Your Home Address: Street Address	
2. *Your Home Address: City/State	
2. *Your Home Address: Zip	

3. *Your Business Address

3. *Your Business Address Street Address	
3. *Your Business Address City/State	
3. *Your Business Address Zip	

4. *Daytime Phone Number:

5. *E-mail Address:

6. I am a Trustee of a parent education corporation listed below which governs one or more charter schools.

Success Academy Charter Schools NYC (Ed Corp)

Success Academy Charter School - Bed Stuy 1

Success Academy Charter School - Bed Stuy 2

Success Academy Charter School - Bensonhurst

Success Academy Charter School - Bergen Beach

Success Academy Charter School - Bronx 1
Success Academy Charter School - Bronx 2
Success Academy Charter School - Bronx 3
Success Academy Charter School - Bronx 4
Success Academy Charter School - Cobble Hill
Success Academy Charter School - Crown Heights
Success Academy Charter School - Fort Greene
Success Academy Charter School - Harlem 1
Success Academy Charter School - Harlem 2
Success Academy Charter School - Harlem 3
Success Academy Charter School - Harlem 4
Success Academy Charter School - Harlem 5
Success Academy Charter School - Hell's Kitchen
Success Academy Charter School - NYC 1
Success Academy Charter School - NYC 10
Success Academy Charter School - NYC 11
Success Academy Charter School - NYC 12
Success Academy Charter School - NYC 13
Success Academy Charter School - NYC 14
Success Academy Charter School - NYC 2
Success Academy Charter School - NYC 3
Success Academy Charter School - NYC 4
Success Academy Charter School - NYC 5
Success Academy Charter School - NYC 6
Success Academy Charter School - NYC 7
Success Academy Charter School - NYC 8
Success Academy Charter School - NYC 9
Success Academy Charter School - Prospect Heights
Success Academy Charter School - Rosedale
Success Academy Charter School - Springfield Gardens
Success Academy Charter School - Union Square

Success Academy Charter School - Upper West

Success Academy Charter School - Washington Heights

Success Academy Charter School - Williamsburg

8. Select all positions you have held on the Board:

(check all that apply)

-
- Other, please specify...: Member
-

9. Are you a trustee and also an employee of the school?

No

10. Are you a trustee and an employee or agent of the management company or institutional partner of the charter school?

No


11. Have you or any of your immediate family members or any persons who live with you in your house had an interest in or engaged in a transaction with the charter school during the time you have served on the board, and in the six-month period prior to such service?

No

12. Are you a member, director, officer or employee of an organization formally partnered with a school that is doing business with the charter school and in which such entity, during your tenure as a trustee, you and/or your immediate family member or person living in your house had a financial interest or relationship?

No

Signature of Trustee

A handwritten signature consisting of the letters 'D' and 'B' in a stylized, cursive-like font. The 'D' is formed with a single stroke, and the 'B' is also formed with a single stroke, with the two letters placed side-by-side.

Thank you.

Required Form: 2014-15 Appendix E - Trustee Disclosure of Financial Interest Form

Created Friday, October 30, 2015

<https://nysed.fluidsurveys.com/account/surveys/537586/responses/export//s/Regents-Appendix-E-BOT-Form/91d7525a9988ab1d3>

Page 1

Please open the link to this form using **Google Chrome** as your browser. Doing so will allow you to input your signature on page 2 of the form. Thank you.

1. TRUSTEE NAME

	First Name	Last Name
Trustee Name	Sandeep	Chainani

2. *Your Home Address:

2. *Your Home Address: Street Address	
2. *Your Home Address: City/State	
2. *Your Home Address: Zip	

3. *Your Business Address

3. *Your Business Address Street Address	-
3. *Your Business Address City/State	-
3. *Your Business Address Zip	

4. *Daytime Phone Number:

5. *E-mail Address:

6. I am a Trustee of a parent education corporation listed below which governs one or more charter schools.

Success Academy Charter Schools NYC (Ed Corp)

Success Academy Charter School - Bed Stuy 1

Success Academy Charter School - Bed Stuy 2

Success Academy Charter School - Bensonhurst

Success Academy Charter School - Bergen Beach

Success Academy Charter School - Bronx 1
Success Academy Charter School - Bronx 2
Success Academy Charter School - Bronx 3
Success Academy Charter School - Bronx 4
Success Academy Charter School - Cobble Hill
Success Academy Charter School - Crown Heights
Success Academy Charter School - Fort Greene
Success Academy Charter School - Harlem 1
Success Academy Charter School - Harlem 2
Success Academy Charter School - Harlem 3
Success Academy Charter School - Harlem 4
Success Academy Charter School - Harlem 5
Success Academy Charter School - Hell's Kitchen
Success Academy Charter School - NYC 1
Success Academy Charter School - NYC 10
Success Academy Charter School - NYC 11
Success Academy Charter School - NYC 12
Success Academy Charter School - NYC 13
Success Academy Charter School - NYC 14
Success Academy Charter School - NYC 2
Success Academy Charter School - NYC 3
Success Academy Charter School - NYC 4
Success Academy Charter School - NYC 5
Success Academy Charter School - NYC 6
Success Academy Charter School - NYC 7
Success Academy Charter School - NYC 8
Success Academy Charter School - NYC 9
Success Academy Charter School - Prospect Heights
Success Academy Charter School - Rosedale
Success Academy Charter School - Springfield Gardens
Success Academy Charter School - Union Square

Success Academy Charter School - Upper West

Success Academy Charter School - Washington Heights

Success Academy Charter School - Williamsburg

8. Select all positions you have held on the Board:

(check all that apply)

(No response)

9. Are you a trustee and also an employee of the school?

No

10. Are you a trustee and an employee or agent of the management company or institutional partner of the charter school?

No

11. Have you or any of your immediate family members or any persons who live with you in your house had an interest in or engaged in a transaction with the charter school during the time you have served on the board, and in the six-month period prior to such service?

No

12. Are you a member, director, officer or employee of an organization formally partnered with a school that is doing business with the charter school and in which such entity, during your tenure as a trustee, you and/or your immediate family member or person living in your house had a financial interest or relationship?

No

Signature of Trustee

SC

Thank you.

Required Form: 2014-15 Appendix E - Trustee Disclosure of Financial Interest Form

Created Friday, October 30, 2015

<https://nysed.fluidsurveys.com/account/surveys/537586/responses/export//s/Regents-Appendix-E-BOT-Form/2754c8af7f24e0511b>

Page 1

Please open the link to this form using **Google Chrome** as your browser. Doing so will allow you to input your signature on page 2 of the form. Thank you.

1. TRUSTEE NAME

	First Name	Last Name
Trustee Name	Samuel	Cole

2. *Your Home Address:

2. *Your Home Address: Street Address	
2. *Your Home Address: City/State	
2. *Your Home Address: Zip	

3. *Your Business Address

3. *Your Business Address Street Address	
3. *Your Business Address City/State	
3. *Your Business Address Zip	

4. *Daytime Phone Number:

5. *E-mail Address:

6. I am a Trustee of a parent education corporation listed below which governs one or more charter schools.

Success Academy Charter Schools NYC (Ed Corp)

Success Academy Charter School - Bed Stuy 1

Success Academy Charter School - Bed Stuy 2

Success Academy Charter School - Bensonhurst

Success Academy Charter School - Bergen Beach

Success Academy Charter School - Bronx 1
Success Academy Charter School - Bronx 2
Success Academy Charter School - Bronx 3
Success Academy Charter School - Bronx 4
Success Academy Charter School - Cobble Hill
Success Academy Charter School - Crown Heights
Success Academy Charter School - Fort Greene
Success Academy Charter School - Harlem 1
Success Academy Charter School - Harlem 2
Success Academy Charter School - Harlem 3
Success Academy Charter School - Harlem 4
Success Academy Charter School - Harlem 5
Success Academy Charter School - Hell's Kitchen
Success Academy Charter School - NYC 1
Success Academy Charter School - NYC 10
Success Academy Charter School - NYC 11
Success Academy Charter School - NYC 12
Success Academy Charter School - NYC 13
Success Academy Charter School - NYC 14
Success Academy Charter School - NYC 2
Success Academy Charter School - NYC 3
Success Academy Charter School - NYC 4
Success Academy Charter School - NYC 5
Success Academy Charter School - NYC 6
Success Academy Charter School - NYC 7
Success Academy Charter School - NYC 8
Success Academy Charter School - NYC 9
Success Academy Charter School - Prospect Heights
Success Academy Charter School - Rosedale
Success Academy Charter School - Springfield Gardens
Success Academy Charter School - Union Square

Success Academy Charter School - Upper West

Success Academy Charter School - Washington Heights

Success Academy Charter School - Williamsburg

8. Select all positions you have held on the Board:

(check all that apply)

-
- Chair/President
-

9. Are you a trustee and also an employee of the school?

No

10. Are you a trustee and an employee or agent of the management company or institutional partner of the charter school?

No


11. Have you or any of your immediate family members or any persons who live with you in your house had an interest in or engaged in a transaction with the charter school during the time you have served on the board, and in the six-month period prior to such service?

No

12. Are you a member, director, officer or employee of an organization formally partnered with a school that is doing business with the charter school and in which such entity, during your tenure as a trustee, you and/or your immediate family member or person living in your house had a financial interest or relationship?

No

Signature of Trustee

A handwritten signature consisting of the letters 'S' and 'c' in a cursive, stylized font.

Thank you.

Required Form: 2014-15 Appendix E - Trustee Disclosure of Financial Interest Form

Created Friday, October 30, 2015

<https://nysed.fluidsurveys.com/account/surveys/537586/responses/export//s/Regents-Appendix-E-BOT-Form/feaaca40cbf39fe44ce>

Page 1

Please open the link to this form using **Google Chrome** as your browser. Doing so will allow you to input your signature on page 2 of the form. Thank you.

1. TRUSTEE NAME

	First Name	Last Name
Trustee Name	Scott J.	Friedman

2. *Your Home Address:

2. *Your Home Address: Street Address	
2. *Your Home Address: City/State	
2. *Your Home Address: Zip	

3. *Your Business Address

3. *Your Business Address Street Address	
3. *Your Business Address City/State	
3. *Your Business Address Zip	

4. *Daytime Phone Number:

5. *E-mail Address:

6. I am a Trustee of a parent education corporation listed below which governs one or more charter schools.

Success Academy Charter Schools NYC (Ed Corp)

Success Academy Charter School - Bed Stuy 1

Success Academy Charter School - Bed Stuy 2

Success Academy Charter School - Bensonhurst

Success Academy Charter School - Bergen Beach

Success Academy Charter School - Bronx 1
Success Academy Charter School - Bronx 2
Success Academy Charter School - Bronx 3
Success Academy Charter School - Bronx 4
Success Academy Charter School - Cobble Hill
Success Academy Charter School - Crown Heights
Success Academy Charter School - Fort Greene
Success Academy Charter School - Harlem 1
Success Academy Charter School - Harlem 2
Success Academy Charter School - Harlem 3
Success Academy Charter School - Harlem 4
Success Academy Charter School - Harlem 5
Success Academy Charter School - Hell's Kitchen
Success Academy Charter School - NYC 1
Success Academy Charter School - NYC 10
Success Academy Charter School - NYC 11
Success Academy Charter School - NYC 12
Success Academy Charter School - NYC 13
Success Academy Charter School - NYC 14
Success Academy Charter School - NYC 2
Success Academy Charter School - NYC 3
Success Academy Charter School - NYC 4
Success Academy Charter School - NYC 5
Success Academy Charter School - NYC 6
Success Academy Charter School - NYC 7
Success Academy Charter School - NYC 8
Success Academy Charter School - NYC 9
Success Academy Charter School - Prospect Heights
Success Academy Charter School - Rosedale
Success Academy Charter School - Springfield Gardens
Success Academy Charter School - Union Square

Success Academy Charter School - Upper West

Success Academy Charter School - Washington Heights

Success Academy Charter School - Williamsburg

8. Select all positions you have held on the Board:

(check all that apply)

- Treasurer

- Other, please specify...: Governing Board

9. Are you a trustee and also an employee of the school?

No

10. Are you a trustee and an employee or agent of the management company or institutional partner of the charter school?

No

11. Have you or any of your immediate family members or any persons who live with you in your house had an interest in or engaged in a transaction with the charter school during the time you have served on the board, and in the six-month period prior to such service?

No

12. Are you a member, director, officer or employee of an organization formally partnered with a school that is doing business with the charter school and in which such entity, during your tenure as a trustee, you and/or your immediate family member or person living in your house had a financial interest or relationship?

No

Signature of Trustee

A handwritten signature consisting of the letters 'S' and 'F' in a stylized, cursive-like font. The 'S' is a simple loop, and the 'F' has a long horizontal stroke extending to the right.

Thank you.

Required Form: 2014-15 Appendix E - Trustee Disclosure of Financial Interest Form

Created Friday, October 30, 2015

<https://nysed.fluidsurveys.com/account/surveys/537586/responses/export//s/Regents-Appendix-E-BOT-Form/147953b05609c2a90>

Page 1

Please open the link to this form using **Google Chrome** as your browser. Doing so will allow you to input your signature on page 2 of the form. Thank you.

1. TRUSTEE NAME

	First Name	Last Name
Trustee Name	Suleman E.	Lunat

2. *Your Home Address:

2. *Your Home Address: Street Address	
2. *Your Home Address: City/State	
2. *Your Home Address: Zip	

3. *Your Business Address

3. *Your Business Address Street Address	
3. *Your Business Address City/State	
3. *Your Business Address Zip	

4. *Daytime Phone Number:

5. *E-mail Address:

6. I am a Trustee of a parent education corporation listed below which governs one or more charter schools.

Success Academy Charter Schools NYC (Ed Corp)

Success Academy Charter School - Bed Stuy 1

Success Academy Charter School - Bed Stuy 2

Success Academy Charter School - Bensonhurst

Success Academy Charter School - Bergen Beach

Success Academy Charter School - Bronx 1
Success Academy Charter School - Bronx 2
Success Academy Charter School - Bronx 3
Success Academy Charter School - Bronx 4
Success Academy Charter School - Cobble Hill
Success Academy Charter School - Crown Heights
Success Academy Charter School - Fort Greene
Success Academy Charter School - Harlem 1
Success Academy Charter School - Harlem 2
Success Academy Charter School - Harlem 3
Success Academy Charter School - Harlem 4
Success Academy Charter School - Harlem 5
Success Academy Charter School - Hell's Kitchen
Success Academy Charter School - NYC 1
Success Academy Charter School - NYC 10
Success Academy Charter School - NYC 11
Success Academy Charter School - NYC 12
Success Academy Charter School - NYC 13
Success Academy Charter School - NYC 14
Success Academy Charter School - NYC 2
Success Academy Charter School - NYC 3
Success Academy Charter School - NYC 4
Success Academy Charter School - NYC 5
Success Academy Charter School - NYC 6
Success Academy Charter School - NYC 7
Success Academy Charter School - NYC 8
Success Academy Charter School - NYC 9
Success Academy Charter School - Prospect Heights
Success Academy Charter School - Rosedale
Success Academy Charter School - Springfield Gardens
Success Academy Charter School - Union Square

Success Academy Charter School - Upper West

Success Academy Charter School - Washington Heights

Success Academy Charter School - Williamsburg

8. Select all positions you have held on the Board:

(check all that apply)

(No response)

9. Are you a trustee and also an employee of the school?

No

10. Are you a trustee and an employee or agent of the management company or institutional partner of the charter school?

No

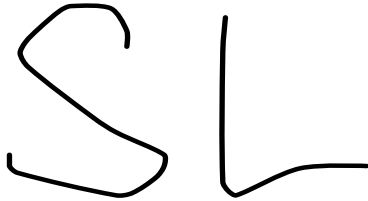
11. Have you or any of your immediate family members or any persons who live with you in your house had an interest in or engaged in a transaction with the charter school during the time you have served on the board, and in the six-month period prior to such service?

No

12. Are you a member, director, officer or employee of an organization formally partnered with a school that is doing business with the charter school and in which such entity, during your tenure as a trustee, you and/or your immediate family member or person living in your house had a financial interest or relationship?

No

Signature of Trustee

A handwritten signature consisting of the letters 'S' and 'L' in a simple, bold, black ink style. The 'S' is formed with a single continuous stroke, and the 'L' is formed with two strokes: a vertical line and a horizontal base.

Thank you.

Required Form: 2014-15 Appendix E - Trustee Disclosure of Financial Interest Form

Created Friday, October 30, 2015

<https://nysed.fluidsurveys.com/account/surveys/537586/responses/export//s/Regents-Appendix-E-BOT-Form/2ebe0308b211618ca>

Page 1

Please open the link to this form using **Google Chrome** as your browser. Doing so will allow you to input your signature on page 2 of the form. Thank you.

1. TRUSTEE NAME

	First Name	Last Name
Trustee Name	David	Nanus

2. *Your Home Address:

2. *Your Home Address: Street Address	
2. *Your Home Address: City/State	
2. *Your Home Address: Zip	

3. *Your Business Address

3. *Your Business Address Street Address	
3. *Your Business Address City/State	
3. *Your Business Address Zip	

4. *Daytime Phone Number:

5. *E-mail Address:

6. I am a Trustee of a parent education corporation listed below which governs one or more charter schools.

Success Academy Charter Schools NYC (Ed Corp)

Success Academy Charter School - Bed Stuy 1

Success Academy Charter School - Bed Stuy 2

Success Academy Charter School - Bensonhurst

Success Academy Charter School - Bergen Beach

Success Academy Charter School - Bronx 1
Success Academy Charter School - Bronx 2
Success Academy Charter School - Bronx 3
Success Academy Charter School - Bronx 4
Success Academy Charter School - Cobble Hill
Success Academy Charter School - Crown Heights
Success Academy Charter School - Fort Greene
Success Academy Charter School - Harlem 1
Success Academy Charter School - Harlem 2
Success Academy Charter School - Harlem 3
Success Academy Charter School - Harlem 4
Success Academy Charter School - Harlem 5
Success Academy Charter School - Hell's Kitchen
Success Academy Charter School - NYC 1
Success Academy Charter School - NYC 10
Success Academy Charter School - NYC 11
Success Academy Charter School - NYC 12
Success Academy Charter School - NYC 13
Success Academy Charter School - NYC 14
Success Academy Charter School - NYC 2
Success Academy Charter School - NYC 3
Success Academy Charter School - NYC 4
Success Academy Charter School - NYC 5
Success Academy Charter School - NYC 6
Success Academy Charter School - NYC 7
Success Academy Charter School - NYC 8
Success Academy Charter School - NYC 9
Success Academy Charter School - Prospect Heights
Success Academy Charter School - Rosedale
Success Academy Charter School - Springfield Gardens
Success Academy Charter School - Union Square

Success Academy Charter School - Upper West

Success Academy Charter School - Washington Heights

Success Academy Charter School - Williamsburg

8. Select all positions you have held on the Board:

(check all that apply)

(No response)

9. Are you a trustee and also an employee of the school?

No

10. Are you a trustee and an employee or agent of the management company or institutional partner of the charter school?

No

11. Have you or any of your immediate family members or any persons who live with you in your house had an interest in or engaged in a transaction with the charter school during the time you have served on the board, and in the six-month period prior to such service?

No

12. Are you a member, director, officer or employee of an organization formally partnered with a school that is doing business with the charter school and in which such entity, during your tenure as a trustee, you and/or your immediate family member or person living in your house had a financial interest or relationship?

No

Signature of Trustee

DN

Thank you.

Required Form: 2014-15 Appendix E - Trustee Disclosure of Financial Interest Form

Created Friday, October 30, 2015

<https://nysed.fluidsurveys.com/account/surveys/537586/responses/export//s/Regents-Appendix-E-BOT-Form/3c0488f211d4fd279c>

Page 1

Please open the link to this form using **Google Chrome** as your browser. Doing so will allow you to input your signature on page 2 of the form. Thank you.

1. TRUSTEE NAME

	First Name	Last Name
Trustee Name	Graham	Officer

2. *Your Home Address:

2. *Your Home Address: Street Address	
2. *Your Home Address: City/State	
2. *Your Home Address: Zip	

3. *Your Business Address

3. *Your Business Address Street Address	
3. *Your Business Address City/State	
3. *Your Business Address Zip	

4. *Daytime Phone Number:

--

5. *E-mail Address:

--

6. I am a Trustee of a parent education corporation listed below which governs one or more charter schools.

Success Academy Charter Schools NYC (Ed Corp)

Success Academy Charter School - Bed Stuy 1

Success Academy Charter School - Bed Stuy 2

Success Academy Charter School - Bensonhurst

Success Academy Charter School - Bergen Beach

Success Academy Charter School - Bronx 1
Success Academy Charter School - Bronx 2
Success Academy Charter School - Bronx 3
Success Academy Charter School - Bronx 4
Success Academy Charter School - Cobble Hill
Success Academy Charter School - Crown Heights
Success Academy Charter School - Fort Greene
Success Academy Charter School - Harlem 1
Success Academy Charter School - Harlem 2
Success Academy Charter School - Harlem 3
Success Academy Charter School - Harlem 4
Success Academy Charter School - Harlem 5
Success Academy Charter School - Hell's Kitchen
Success Academy Charter School - NYC 1
Success Academy Charter School - NYC 10
Success Academy Charter School - NYC 11
Success Academy Charter School - NYC 12
Success Academy Charter School - NYC 13
Success Academy Charter School - NYC 14
Success Academy Charter School - NYC 2
Success Academy Charter School - NYC 3
Success Academy Charter School - NYC 4
Success Academy Charter School - NYC 5
Success Academy Charter School - NYC 6
Success Academy Charter School - NYC 7
Success Academy Charter School - NYC 8
Success Academy Charter School - NYC 9
Success Academy Charter School - Prospect Heights
Success Academy Charter School - Rosedale
Success Academy Charter School - Springfield Gardens
Success Academy Charter School - Union Square

Success Academy Charter School - Upper West

Success Academy Charter School - Washington Heights

Success Academy Charter School - Williamsburg

8. Select all positions you have held on the Board:

(check all that apply)

-
- Other, please specify...: Board Member
-

9. Are you a trustee and also an employee of the school?

No

10. Are you a trustee and an employee or agent of the management company or institutional partner of the charter school?

No

11. Have you or any of your immediate family members or any persons who live with you in your house had an interest in or engaged in a transaction with the charter school during the time you have served on the board, and in the six-month period prior to such service?

No

12. Are you a member, director, officer or employee of an organization formally partnered with a school that is doing business with the charter school and in which such entity, during your tenure as a trustee, you and/or your immediate family member or person living in your house had a financial interest or relationship?

No

Signature of Trustee

GO

Thank you.

Required Form: 2014-15 Appendix E - Trustee Disclosure of Financial Interest Form

Created Friday, October 30, 2015

<https://nysed.fluidsurveys.com/account/surveys/537586/responses/export//s/Regents-Appendix-E-BOT-Form/b19cc93d21167fcb4a>

Page 1

Please open the link to this form using **Google Chrome** as your browser. Doing so will allow you to input your signature on page 2 of the form. Thank you.

1. TRUSTEE NAME

	First Name	Last Name
Trustee Name	Khadijah	Pickel

2. *Your Home Address:

2. *Your Home Address: Street Address	
2. *Your Home Address: City/State	
2. *Your Home Address: Zip	

3. *Your Business Address

3. *Your Business Address Street Address	
3. *Your Business Address City/State	
3. *Your Business Address Zip	

4. *Daytime Phone Number:

--

5. *E-mail Address:

--

6. I am a Trustee of a parent education corporation listed below which governs one or more charter schools.

Success Academy Charter Schools NYC (Ed Corp)

Success Academy Charter School - Bed Stuy 1

Success Academy Charter School - Bed Stuy 2

Success Academy Charter School - Bensonhurst

Success Academy Charter School - Bergen Beach

Success Academy Charter School - Bronx 1
Success Academy Charter School - Bronx 2
Success Academy Charter School - Bronx 3
Success Academy Charter School - Bronx 4
Success Academy Charter School - Cobble Hill
Success Academy Charter School - Crown Heights
Success Academy Charter School - Fort Greene
Success Academy Charter School - Harlem 1
Success Academy Charter School - Harlem 2
Success Academy Charter School - Harlem 3
Success Academy Charter School - Harlem 4
Success Academy Charter School - Harlem 5
Success Academy Charter School - Hell's Kitchen
Success Academy Charter School - NYC 1
Success Academy Charter School - NYC 10
Success Academy Charter School - NYC 11
Success Academy Charter School - NYC 12
Success Academy Charter School - NYC 13
Success Academy Charter School - NYC 14
Success Academy Charter School - NYC 2
Success Academy Charter School - NYC 3
Success Academy Charter School - NYC 4
Success Academy Charter School - NYC 5
Success Academy Charter School - NYC 6
Success Academy Charter School - NYC 7
Success Academy Charter School - NYC 8
Success Academy Charter School - NYC 9
Success Academy Charter School - Prospect Heights
Success Academy Charter School - Rosedale
Success Academy Charter School - Springfield Gardens
Success Academy Charter School - Union Square

Success Academy Charter School - Upper West

Success Academy Charter School - Washington Heights

Success Academy Charter School - Williamsburg

8. Select all positions you have held on the Board:

(check all that apply)

-
- Parent Representative
-

9. Are you a trustee and also an employee of the school?

No

10. Are you a trustee and an employee or agent of the management company or institutional partner of the charter school?

No


11. Have you or any of your immediate family members or any persons who live with you in your house had an interest in or engaged in a transaction with the charter school during the time you have served on the board, and in the six-month period prior to such service?

No

12. Are you a member, director, officer or employee of an organization formally partnered with a school that is doing business with the charter school and in which such entity, during your tenure as a trustee, you and/or your immediate family member or person living in your house had a financial interest or relationship?

No

Signature of Trustee

A handwritten signature consisting of the letters 'K' and 'P' in a stylized, cursive-like font. The 'K' is formed by a vertical line and two diagonal strokes, while the 'P' is a simple loop with a vertical stem.

Thank you.

Required Form: 2014-15 Appendix E - Trustee Disclosure of Financial Interest Form

Created Friday, October 30, 2015

<https://nysed.fluidsurveys.com/account/surveys/537586/responses/export//s/Regents-Appendix-E-BOT-Form/465c9d44718d5dcf21>

Page 1

Please open the link to this form using **Google Chrome** as your browser. Doing so will allow you to input your signature on page 2 of the form. Thank you.

1. TRUSTEE NAME

	First Name	Last Name
Trustee Name	Jarrett	Posner

2. *Your Home Address:

2. *Your Home Address: Street Address	
2. *Your Home Address: City/State	
2. *Your Home Address: Zip	

3. *Your Business Address

3. *Your Business Address Street Address	
3. *Your Business Address City/State	
3. *Your Business Address Zip	

4. *Daytime Phone Number:

--

5. *E-mail Address:

--

6. I am a Trustee of a parent education corporation listed below which governs one or more charter schools.

Success Academy Charter Schools NYC (Ed Corp)

Success Academy Charter School - Bed Stuy 1

Success Academy Charter School - Bed Stuy 2

Success Academy Charter School - Bensonhurst

Success Academy Charter School - Bergen Beach

Success Academy Charter School - Bronx 1
Success Academy Charter School - Bronx 2
Success Academy Charter School - Bronx 3
Success Academy Charter School - Bronx 4
Success Academy Charter School - Cobble Hill
Success Academy Charter School - Crown Heights
Success Academy Charter School - Fort Greene
Success Academy Charter School - Harlem 1
Success Academy Charter School - Harlem 2
Success Academy Charter School - Harlem 3
Success Academy Charter School - Harlem 4
Success Academy Charter School - Harlem 5
Success Academy Charter School - Hell's Kitchen
Success Academy Charter School - NYC 1
Success Academy Charter School - NYC 10
Success Academy Charter School - NYC 11
Success Academy Charter School - NYC 12
Success Academy Charter School - NYC 13
Success Academy Charter School - NYC 14
Success Academy Charter School - NYC 2
Success Academy Charter School - NYC 3
Success Academy Charter School - NYC 4
Success Academy Charter School - NYC 5
Success Academy Charter School - NYC 6
Success Academy Charter School - NYC 7
Success Academy Charter School - NYC 8
Success Academy Charter School - NYC 9
Success Academy Charter School - Prospect Heights
Success Academy Charter School - Rosedale
Success Academy Charter School - Springfield Gardens
Success Academy Charter School - Union Square

Success Academy Charter School - Upper West

Success Academy Charter School - Washington Heights

Success Academy Charter School - Williamsburg

8. Select all positions you have held on the Board:

(check all that apply)

-
- Other, please specify...: Member of Finance Committee
-

9. Are you a trustee and also an employee of the school?

No

10. Are you a trustee and an employee or agent of the management company or institutional partner of the charter school?

No

11. Have you or any of your immediate family members or any persons who live with you in your house had an interest in or engaged in a transaction with the charter school during the time you have served on the board, and in the six-month period prior to such service?

No

12. Are you a member, director, officer or employee of an organization formally partnered with a school that is doing business with the charter school and in which such entity, during your tenure as a trustee, you and/or your immediate family member or person living in your house had a financial interest or relationship?

No

Signature of Trustee

A handwritten signature in black ink, consisting of a stylized 'J' followed by a 'P'.

Thank you.

Required Form: 2014-15 Appendix E - Trustee Disclosure of Financial Interest Form

Created Friday, October 30, 2015

<https://nysed.fluidsurveys.com/account/surveys/537586/responses/export//s/Regents-Appendix-E-BOT-Form/0c51fdb4a3efee0800>

Page 1

Please open the link to this form using **Google Chrome** as your browser. Doing so will allow you to input your signature on page 2 of the form. Thank you.

1. TRUSTEE NAME

	First Name	Last Name
Trustee Name	Gregory R.	Sawers

2. *Your Home Address:

2. *Your Home Address: Street Address	
2. *Your Home Address: City/State	
2. *Your Home Address: Zip	

3. *Your Business Address

3. *Your Business Address Street Address	
3. *Your Business Address City/State	
3. *Your Business Address Zip	

4. *Daytime Phone Number:

5. *E-mail Address:

6. I am a Trustee of a parent education corporation listed below which governs one or more charter schools.

Success Academy Charter Schools NYC (Ed Corp)

Success Academy Charter School - Bed Stuy 1

Success Academy Charter School - Bed Stuy 2

Success Academy Charter School - Bensonhurst

Success Academy Charter School - Bergen Beach

Success Academy Charter School - Bronx 1
Success Academy Charter School - Bronx 2
Success Academy Charter School - Bronx 3
Success Academy Charter School - Bronx 4
Success Academy Charter School - Cobble Hill
Success Academy Charter School - Crown Heights
Success Academy Charter School - Fort Greene
Success Academy Charter School - Harlem 1
Success Academy Charter School - Harlem 2
Success Academy Charter School - Harlem 3
Success Academy Charter School - Harlem 4
Success Academy Charter School - Harlem 5
Success Academy Charter School - Hell's Kitchen
Success Academy Charter School - NYC 1
Success Academy Charter School - NYC 10
Success Academy Charter School - NYC 11
Success Academy Charter School - NYC 12
Success Academy Charter School - NYC 13
Success Academy Charter School - NYC 14
Success Academy Charter School - NYC 2
Success Academy Charter School - NYC 3
Success Academy Charter School - NYC 4
Success Academy Charter School - NYC 5
Success Academy Charter School - NYC 6
Success Academy Charter School - NYC 7
Success Academy Charter School - NYC 8
Success Academy Charter School - NYC 9
Success Academy Charter School - Prospect Heights
Success Academy Charter School - Rosedale
Success Academy Charter School - Springfield Gardens
Success Academy Charter School - Union Square

Success Academy Charter School - Upper West

Success Academy Charter School - Washington Heights

Success Academy Charter School - Williamsburg

8. Select all positions you have held on the Board:

(check all that apply)

-
- Secretary
-

9. Are you a trustee and also an employee of the school?

No

10. Are you a trustee and an employee or agent of the management company or institutional partner of the charter school?

No

11. Have you or any of your immediate family members or any persons who live with you in your house had an interest in or engaged in a transaction with the charter school during the time you have served on the board, and in the six-month period prior to such service?

No

12. Are you a member, director, officer or employee of an organization formally partnered with a school that is doing business with the charter school and in which such entity, during your tenure as a trustee, you and/or your immediate family member or person living in your house had a financial interest or relationship?

No

Signature of Trustee

GS

Thank you.

Required Form: 2014-15 Appendix E - Trustee Disclosure of Financial Interest Form

Created Friday, October 30, 2015

<https://nysed.fluidsurveys.com/account/surveys/537586/responses/export//s/Regents-Appendix-E-BOT-Form/209a7f8441afeee749>

Page 1

Please open the link to this form using **Google Chrome** as your browser. Doing so will allow you to input your signature on page 2 of the form. Thank you.

1. TRUSTEE NAME

	First Name	Last Name
Trustee Name	Catherine	Shanker

2. *Your Home Address:

2. *Your Home Address: Street Address	
2. *Your Home Address: City/State	
2. *Your Home Address: Zip	

3. *Your Business Address

3. *Your Business Address Street Address	
3. *Your Business Address City/State	
3. *Your Business Address Zip	

4. *Daytime Phone Number:

--

5. *E-mail Address:

--

6. I am a Trustee of a parent education corporation listed below which governs one or more charter schools.

Success Academy Charter Schools NYC (Ed Corp)

Success Academy Charter School - Bed Stuy 1

Success Academy Charter School - Bed Stuy 2

Success Academy Charter School - Bensonhurst

Success Academy Charter School - Bergen Beach

Success Academy Charter School - Bronx 1
Success Academy Charter School - Bronx 2
Success Academy Charter School - Bronx 3
Success Academy Charter School - Bronx 4
Success Academy Charter School - Cobble Hill
Success Academy Charter School - Crown Heights
Success Academy Charter School - Fort Greene
Success Academy Charter School - Harlem 1
Success Academy Charter School - Harlem 2
Success Academy Charter School - Harlem 3
Success Academy Charter School - Harlem 4
Success Academy Charter School - Harlem 5
Success Academy Charter School - Hell's Kitchen
Success Academy Charter School - NYC 1
Success Academy Charter School - NYC 10
Success Academy Charter School - NYC 11
Success Academy Charter School - NYC 12
Success Academy Charter School - NYC 13
Success Academy Charter School - NYC 14
Success Academy Charter School - NYC 2
Success Academy Charter School - NYC 3
Success Academy Charter School - NYC 4
Success Academy Charter School - NYC 5
Success Academy Charter School - NYC 6
Success Academy Charter School - NYC 7
Success Academy Charter School - NYC 8
Success Academy Charter School - NYC 9
Success Academy Charter School - Prospect Heights
Success Academy Charter School - Rosedale
Success Academy Charter School - Springfield Gardens
Success Academy Charter School - Union Square

Success Academy Charter School - Upper West

Success Academy Charter School - Washington Heights

Success Academy Charter School - Williamsburg

8. Select all positions you have held on the Board:

(check all that apply)

-
- Other, please specify...: Executive Committee Member, Head of Academics Culture + Talent Committee
-

9. Are you a trustee and also an employee of the school?

No

10. Are you a trustee and an employee or agent of the management company or institutional partner of the charter school?

No

11. Have you or any of your immediate family members or any persons who live with you in your house had an interest in or engaged in a transaction with the charter school during the time you have served on the board, and in the six-month period prior to such service?

No

12. Are you a member, director, officer or employee of an organization formally partnered with a school that is doing business with the charter school and in which such entity, during your tenure as a trustee, you and/or your immediate family member or person living in your house had a financial interest or relationship?

No

Signature of Trustee

CS

Thank you.